2020-21 Creighton Men's Basketball

Game #29: UC Santa Barbara vs. #19 Creighton • Saturday, March 20, 2021 • 2:30 p.m. CST

SID Contact: Rob Anderson • Office Phone: (402) 280-5544 • Cell Phone: (402) 660-5854 • E-mail: randerson@creighton.edu

(22-4)

UC Santa Barbara Gauchos vs. #19 Creighton Bluejays
Lucas Oil Stadium • Indianapolis, Ind.
Radio: KOZN 1620 AM (John Bishop, Nick Bahe)
Westwood One Sports/SiriusXM: Sirius 135; XM 202 (Jason Benetti, Robbie Hummel)
Television: truTV (Lisa Byington, Steve Smith, Lauren Shehadi)
Series History vs. UCSB: Series tied, 1-1
Last Meeting: UC Santa Barbara 83, Creighton 81 on Jan. 1, 1976 in Santa Barbara, Calif.

(20-8)

November (1-0)

29	**NORTH DAKOTA STATE (FS1)**	**W 69-58**

December (6-2)

1	**NEBRASKA-OMAHA (FS1)**	**W 94-67**
4	**KENNESAW STATE (FS1)**	**W 93-58**
8	at #5 Kansas ! (ESPN)	L 72-73
11	**NEBRASKA (BTN)**	**W 98-74**
14	**MARQUETTE* (FS1)**	**L 84-89**
17	at St. John's* (FS1)	W 94-76
20	at Connecticut* (FS1)	W 76-74 (OT)
23	**#22 XAVIER* (FS1)**	**W 66-61**

January (6-2)

2	at Providence* (FOX)	W 67-65
6	**SETON HALL* (FS1)**	**W 89-53**
9	**ST. JOHN'S* (FS1)**	**W 97-79**
16	at Butler* (FS1)	L 66-70 (OT)
20	**PROVIDENCE* (FS1)**	**L 70-74**
23	**#23 CONNECTICUT* (FOX)**	**W 74-66**
27	at Seton Hall* (FS1)	W 85-81
30	at DePaul* (CBSSN)	W 69-62

February (4-2)

3	**GEORGETOWN* (FS1)**	**L 79-86**
6	at Marquette* (FOX)	W 71-68
9	at Georgetown* (CBSSN)	W 63-48
13	**#5 VILLANOVA* (FOX)**	**W 86-70**
24	**DEPAUL* (CBSSN)**	**W 77-53**
27	at Xavier* (FOX)	L 69-77

March (3-2)

3	at #10 Villanova* (FS1)	L 60-72
6	**BUTLER* (FOX)**	W 93-73

BIG EAST Tournament (New York, N.Y.)

11	vs. Butler (FS1)	W 87-56
12	vs. Connecticut (FS1)	W 59-56
13	vs. Georgetown (FOX)	L 48-73

NCAA Tournament (Indianapolis, Ind.)

20	vs. UC Santa Barbara (truTV)	2:30 p.m.

* BIG EAST Conference regular season games
% Bad Boy Mowers Crossover Classic (Sioux Falls, S.D.)
! Big 12 - BIG EAST Battle
All times listed are Central and subject to change
Home games in **BOLD CAPS** at CHI Health Center Omaha

Next Game

Fifth-seeded Creighton (20-8, 14-6 BIG EAST) heads to Indianapolis, Ind., as it returns to the NCAA Tournament for the first time since 2018.

The Bluejays will open the event on Saturday, March 20th against 12th-seeded UC Santa Barbara (22-4, 13-3 Big West).

Tip-off at Lucas Oil Stadium is set for 2:30 p.m. Central. The game will take place on the "Unity" court on the south end of the facility.

The winner of the Creighton/UC Santa Barbara game will meet the Virginia/Ohio winner on Monday at a time, venue and network to be determined late on Saturday night.

Radio Broadcast Information

KOZN (1620 AM) will broadcast all Creighton men's basketball games during the 2020-21 season. KOOO (101.9 FM) will also broadcast all home games that start after 5 p.m.

John Bishop will call the action with **Nick Bahe**.

Westwood One Sports will also air the game nationwide outside the Omaha market, with **Jason Benetti** and **Robbie Hummel** on the call. The game can be heard on Sirius channel 135 and XM channel 202.

Only the Westwood One feed will be available over the internet and other mobile devices. Games can be heard by locating the audio by game at **http://ncaa.com/marchmadnesslive**. A listing of Westwood One affiliates can be found at **http://westwoodonesports.com/stations**,

Television Broadcast Information

Saturday's game will be televised nationally on truTV, with **Lisa Byington**, **Steve Smith** and **Lauren Shehadi** on the broadcast.

Of Creighton's last 159 games, all but the three contests at the 2018 Cayman Islands Classic have been televised. CU is 107-52 in those contests.

Video Webcast Information

Live streaming video of all NCAA Tournament games will be available at **http://www.ncaa.com/marchmadnesslive.**

Scouting No. 19 Creighton

Creighton is 20-8 overall and ranked 19th nationally after finishing as the runner-up in the BIG EAST in both the regular-season and the conference tournament. CU's 14 league wins were three more than any other school, but the Bluejays settled for

Creighton -- Last Game Starters

11 Marcus Zegarowski • G
6-2 • 180 • Jr. • Hamilton, Mass.

PPG	APG	3FG%	FT%
15.5	4.3	.412	.773

- First Team All-BIG EAST after being Preseason BIG EAST POY.
- Tied career-high with 32 points vs. Butler on March 6th.
- On the Naismith, Wooden & Bob Cousy Point Guard Watch Lists.
- Leading returning scorer in the BIG EAST (16.0 ppg. in 2019-20).
- Andy Katz's NCAA.com National Player of the Week on Feb. 15th.

13 Christian Bishop • F
6-7 • 220 • Jr. • Lee's Summit, Mo.

PPG	RPG	FG%	FT%
10.8	5.9	.672	.571

- Led Creighton in scoring during each of first two games this year.
- Leads team with 40 dunks, including game-winning slam with 0.8 left at Providence (1/2).
- Leads BIG EAST in FG percentage (68.9%).
- Led Creighton last year with 38 dunks and 35 blocked shots.

23 Damien Jefferson • F
6-5 • 220 • Sr. • East Chicago, Ind.

PPG	RPG	3FG%	FT%
12.1	5.5	.373	.595

- Second Team All-BIG EAST Conference selection.
- Career-high 26 points vs. Providence (1/20).
- Had 10 points, 10 rebounds & 8 assists at St. John's (12/17).
- Made game-tying shot at UConn with 0.2 left. CU won in OT.
- Owns 10+ points in 22 of last 27 games.

24 Mitch Ballock • G
6-5 • 205 • Sr. • Eudora, Kan.

PPG	RPG	3FG%	FT%
10.2	3.1	.400	.529

- Surpassed 1,000 career points in season-opener vs. North Dakota State (Nov. 29) and now ranks 22nd with 1,281 career points.
- Ranks 3rd in Creighton history with 304 career three-pointers.
- Led BIG EAST in assist/turnover ratio and minutes/game last year.
- Won BIG EAST's Sportsmanship Award in 2020-21.

34 Denzel Mahoney • G/F
6-5 • 220 • Sr. • Oviedo, Fla.

PPG	RPG	3FG%	FT%
12.5	4.2	.331	.740

- Honorable Mention All-BIG EAST Conference choice.
- Team's active leading scorer with 1,680 career points when you include his first two seasons at Southeast Missouri State.
- Won BIG EAST Sixth Man Award last season.
- Has 10+ points in 31-of-48 games played as a Bluejay.

2020-21 BIG EAST Standings (through 3/14)

Team	BIG EAST only W	BIG EAST only L	All Games W	All Games L
#18 Villanova	11	4	16	6
#19 Creighton	***14***	***6***	***20***	***8***
Connecticut	11	6	15	7
Seton Hall	10	9	14	13
St. John's	10	9	16	11
Providence	9	10	13	13
Xavier	6	7	13	8
Georgetown	7	9	13	12
Marquette	8	11	13	14
Butler	8	12	10	15
DePaul	2	14	5	15

2020-21 Honors & Awards

Mitch Ballock
BIG EAST Sportsmanship Award
Jerry West Shooting Guard of the Year Award Watch List (20)
Preseason Second Team All-BIG EAST

Damien Jefferson
Second Team All-BIG EAST

Denzel Mahoney
Honorable Mention All-BIG EAST
NABC District 5 Second Team

Marcus Zegarowski
All-BIG EAST Tournament Team
Associated Press Honorable Mention Preseason All-American
Basketball Times Preseason First Team All-American
BIG EAST Player of the Week, 2/1
Blue Ribbon CBB Yearbook Preseason First Team All-American
Blue Ribbon CBB Yearbook Preseason First Team All-BIG EAST
Bob Cousy Point Guard of the Year Award Watch List (20)
Bob Cousy Point Guard of the Year Award Watch List (10)
CBS Sports Preseason Second Team All-American
First Team All-BIG EAST
Jersey Mike's Naismith Trophy Preseason Watch List (50)
Jersey Mike's Naismith Trophy Midseason Team (30)
John R. Wooden Award Preseason Watch List (50)
John R. Wooden Award Midseason Watch List (25)
Lute Olson Player of the Year Midseason Watch List (35)
NABC District 5 First Team
NABC Preseason Player of the Year Watch List (20)
NCAA.com National Player of the Week, 2/15
Preseason BIG EAST Player of the Year
Preseason First Team All-BIG EAST
Sporting News Preseason Second Team All-American
Stadium Preseason First Team All-American
USBWA All-District VI

the second seed because Villanova owned a better winning percentage.

The Bluejays return four starters and five of its top six scorers from last season's team that finished 24-7 and won a share of its first BIG EAST regular-season title. CU's 2019-20 team was ranked No. 7 in the year-end *Associated Press* poll.

For the first time in program history, three Bluejays were named to the All-BIG EAST team in the same season.

Junior point guard **Marcus Zegarowski** (15.5 ppg., 4.3 apg.) was an All-American last year and Preseason BIG EAST Player of the Year. He was named First Team All-BIG EAST and also chosen to the All-Tournament Team at the BIG EAST Tournament.

Senior wing **Denzel Mahoney** (12.5 ppg.) won the BIG EAST's Sixth Man Award last season and brought home Honorable Mention All-BIG EAST acclaim. Mahoney owns five more steals (39) than fellow senior **Damien Jefferson** (12.1 ppg., 5.5 rpg.), who was a Second Team All-BIG EAST choice.

Not to be forgotten are junior forward **Christian Bishop** (10.8 ppg., 5.9 rpg.) and **Mitch Ballock** (10.2 ppg.). Bishop leads the BIG EAST in field goal percentage (.672), while Ballock tops the league with 72 three-pointers made.

Creighton leads the BIG EAST in scoring margin (+8.7), three-point percentage (.367), three-pointers made per game (9.71), field goal percentage (.476), field goal percentage defense (.406).

Scouting UC Santa Barbara

The regular-season champ in the Big West Conference, UC Santa Barbara is 22-4 on the season and earned the automatic bid by also winning its league tournament.

JaQuori McLaughlin (16.2 ppg.) leads the team in scoring and assists (5.2) per game, while **Amadou Sow** (13.7 ppg., 7.6 rpg.) provides a post presence inside.

UCSB averages 76.5 points per game and holds teams to 62.8 per contest.

This will be the first NCAA Tournament appearance for the Gauchos since 2011.

The Series With UC Santa Barbara

Creighton and UC Santa Barbara have split two meetings, with the home team winning each time.

Creighton won 72-61 on Feb. 9, 1975 in Omaha behind 22 points from **Charles Butler**. **Don Ford** led the Gauchos with 21 points.

UCSB evened the series with an 83-81 win in Santa Barbara on Jan. 2, 1976. The Gauchos led 25-9 to start the game and were up 54-37 with 16:44 remaining before a frantic rally. Trailing 79-77 with 1:07 left, CU missed two free throws and got no closer. **John Service** led UCSB with 26 points and Creighton was paced by 25 points from **Robert Scrutchens** and 24 more by **Rick Apke**.

Greg McDermott has never coached against UCSB. He is 5-1 in his career against the teams currently in the Big West, including a 3-0 mark as Creighton coach.

The Creighton Coaches

Greg McDermott (Northern Iowa, 1988) owns a 250-124 record in his 11th season with the Bluejays. He owns a career mark of 530-319 in 27 seasons, and is 399-255 in his 20th Division I campaign.

McDermott led Creighton to its first BIG EAST regular-season title last season, taking a Bluejay team that was picked seventh in the league's preseason poll and ending the year ranked seventh nationally. For those efforts, he was recognized as the BIG EAST Coach of the Year as well as the USBWA District VI Coach of the Year, NABC District 5 Coach of the Year and *Basketball Times* Midlands District Coach of the Year.

McDermott has previously been a head coach at Iowa State (2006-10), Northern Iowa (2001-06), North Dakota State (2000-01) and Wayne State (1994-2000).

He is assisted by **Alan Huss**, **Paul Lusk** and **Terrence Rencher**.

About Creighton

Creighton is a private, Jesuit institution located in Omaha, Neb., with 8,770 students. The University was founded in 1878 by **Mary Lucretia Creighton**, who established it in memory of her husband, telegraph pioneer **Edward Creighton**.

Prominent alumni include **Bob Gibson** (Hall of Fame pitcher for the St. Louis Cardinals), **Paul Silas** (former NBA player and head coach), **Kyle Korver** (former NBA player), **Doug McDermott** (Indiana Pacers), **Pat Venditte** (ambidextrous baseball pitcher and MLB veteran) and **J. Joseph Ricketts** (Chicago Cubs owner and founder of TD Ameritrade),

Creighton picked up the Bluejays moniker in 1924 after a newspaper coordinated a public contest to select a nickname and mascot.

Creighton officially joined the BIG EAST on July 1, 2013.

With A Win...

• Creighton would improve to 21-8 on the season, increasing its BIG EAST-leading win total.
• Improve Creighton to 13-22 all-time in the NCAA Tournament with its first NCAA Tournament victory since 2014.
• Creighton would win for the 14th time in a row in the game immediately following a loss of 20 or more points.
• Would give **Greg McDermott** his 400th career Division I win (251 at Creighton, 59 at Iowa State, 90 at Northern Iowa).
• **Greg McDermott** would improve to 4-5 as Creighton's head coach in the NCAA Tournament, breaking a tie with **John "Red" McManus** for most NCAA Tournament wins in program history.

Series History vs. UC Santa Barbara

Series tied, 1-1

Home: 1-0 **Away:** 0-1 **Neutral:** 0-0

Date	Site	W-L	Score
02/09/75	at Creighton	W	72-61
01/02/76	at UC Santa Barbara	L	81-83

Double-Figure Scoring Games

Name	2020-21	Career	High
Marcus Zegarowski	24	65	32
Damien Jefferson#	22	47	26
Christian Bishop	20	36	19
Denzel Mahoney*	17	86	36
Mitch Ballock	12	62	39
Ryan Kalkbrenner	7	7	15
Alex O'Connell$	3	16	20
Antwann Jones^	3	10	16
Shereef Mitchell	2	4	11
Jacob Epperson	0	4	15

20-Point (or More) Games

Name	2020-21	Career	High
Denzel Mahoney*	6	31	36
Marcus Zegarowski	5	15	32
Mitch Ballock	3	10	39
Damien Jefferson	1	3	26
Alex O'Connell$	0	1	20

30-Point (or More) Games

Name	2020-21	Career	High
Marcus Zegarowski	1	3	32
Denzel Mahoney*	0	3	36
Mitch Ballock	0	1	39

Double-Figure Rebounding Games

Name	2020-21	Career	High
Christian Bishop	4	5	10
Damien Jefferson	3	6	12
Denzel Mahoney*	1	3	13
Mitch Ballock	0	1	11

Double-Figure Assist Games

Name	2020-21	Career	High
Marcus Zegarowski	2	4	11

Career Double-Double Games

Name	2020-21	Career
Christian Bishop	4	4
Damien Jefferson	3	5
Marcus Zegarowski	2	2
Denzel Mahoney*	1	3
Mitch Ballock	0	1

#career total includes games at New Mexico
^career total includes games at Memphis
$career total includes games at Duke
*career total includes games at Southeast Missouri State

2020-21 Double-Doubles

Christian Bishop (4)
11 points, 10 rebounds at St. John's, 12/17
14 points, 10 rebounds vs. Georgetown, 2/3
16 points, 10 rebounds vs. #5 Villanova, 2/13
10 points, 10 rebounds vs. Butler, 3/6

Damien Jefferson (3)
10 points, 10 rebounds at St. John's, 12/17
10 points, 10 rebounds vs. #5 Villanova, 2/13
14 points, 12 rebounds vs. UConn, 3/12

Denzel Mahoney (1)
10 points, 13 rebounds at UConn, 12/20

Marcus Zegarowski (2)
11 points, 11 assists vs. Omaha, 12/1
15 points, 10 assists at Xavier, 2/27

More Miscellaneous 2020-21 Statistics

CU's Biggest Halftime Lead
27 (52-25) vs. Kennesaw State, 12/4
CU's Biggest Halftime Lead In A Loss
9 (44-35) vs. Marquette, 12/14
CU's Biggest Halftime Deficit
19 (42-23) at #10 Villanova, 3/3
CU's Biggest Halftime Deficit In A Win
10 (54-44) at Seton Hall, 1/27
CU's Biggest Overall Lead
42 (89-47) vs. Seton Hall, 1/6
CU's Biggest Overall Deficit
31 (54-23) vs. Georgetown, 3/13
CU's Biggest Margin of Victory
36 (89-53) vs. Seton Hall, 1/6
CU's Biggest Margin of Defeat
25 (73-48) vs. Georgetown, 3/13
CU's Biggest Lead In A Loss
13 (51-38) at Butler (OT), 1/16
CU's Biggest Deficit Overcome In A Win
16 (68-52) at Seton Hall, 1/27

• Creighton would improve to 141-54 all-time as a nationally-ranked team.
• Advance Creighton to Monday's Second Round game vs. either Virginia or Ohio. Creighton has never played Virginia and beat Ohio 57-55 in 1962 in the only previous meeting vs. the Bobcats.

Story Lines

There's numerous story lines as it relates to Creighton's trip to Indianapolis.

Creighton's roster boasts one player from the state of Indiana, as senior forward **Damien Jefferson** is from East Chicago, Ind.

Australian native **Jacob Epperson** finished high school at La Lumiere in La Porte, Ind. Assistant coach **Alan Huss** is a former head coach at La Lumiere, though he did not overlap with Epperson.

Assistant coach **Paul Lusk** served as an assistant coach at Purdue from 2004-11.

Former National Player of the Year **Doug McDermott** plays for the Indiana Pacers. He played under his father, **Greg McDermott**, who remains the head coach at Creighton.

Creighton has never played an NCAA Tournament game in the state of Indiana.

Common Opponents

Creighton and UC Santa Barbara do not share any common opponents this season.

Postseason Wins In 9 of Last 11 Appearances

Creighton has won at least one game in nine of its last 11 postseason appearances. The streak began in 2008.

Creighton's Last 12 Postseason Appearances

Year	Tournament	First Game
2006-07	NCAA	Lost to Nevada, 77-71 (OT)
2007-08	NIT	Beat Rhode Island, 74-73
2008-09	NIT	Beat Bowling Green, 73-71
2009-10	CIT	Beat South Dakota, 89-78
2010-11	CBI	Beat San Jose State, 85-74
2011-12	NCAA	Beat Alabama, 58-57
2012-13	NCAA	Beat Cincinnati, 67-63
2013-14	NCAA	Beat Louisiana, 76-66
2015-16	NIT	Beat Alabama, 72-54
2016-17	NCAA	Lost to Rhode Island, 84-72
2017-18	NCAA	Lost to Kansas State, 69-59
2018-19	NIT	Beat Loyola (Chicago), 70-61

NCAA Tournament History

Creighton is making its 22nd NCAA Tournament appearance, and 13th in the last 23 years. The Bluejays are 12-22 all-time in NCAA action, including a 9-12 record in its first game.

Creighton's last NCAA Tournament game came in 2018, when the Bluejays lost to Kansas State.

Creighton's last NCAA Tournament win came in 2014, when the Bluejays topped Louisiana.

Creighton owns a 3-4 record all-time in the West Region. The Bluejays were 1-1 in 2014 (beat Louisiana; lost to Baylor), 0-1 in 2003 (losing to Central Michigan), 1-1 in 1991 (beating New Mexico State, losing to Seton Hall) and 1-1 in 1941 (losing to Washington State, beating Wyoming).

In 33 previous NCAA or NIT appearances, Creighton has won consecutive games in the same event just twice, with that happening in the 2016 and 2019 NIT's.

CU has not reached the Round of 16 or beyond since 1974, when the tournament was 25 teams and CU won its first game before losing by one point to Kansas.

Creighton has now had at least one sport reach the NCAA Tournament in each of the last 34 academic calendar years.

Including the NCAA's, NIT, CBI and CIT, Creighton will be making its 22nd postseason appearance in the last 24 seasons on Friday. Last year's team was one of those exceptions, but was likely headed for a 2 or 3 seed in the NCAA's before COVID-19 canceled the event.

Merfeld's One Shining Moment Turns 20

Currently an assistant to the head coach at Creighton, **Steve Merfeld** coached one of the biggest upsets in NCAA Tournament history when his 15th-seeded Hampton team defeated second-seeded Iowa State, 58-57, in Boise, Idaho, in 2001.

Merfeld's team closed the game on a 14-2 run, capped by a **Travis Williams** basket with 6.9 seconds left. ISU All-American **Jamaal Tinsley's** coast-to-coast lay-up attempt rolled out as time expired.

As the final horn sounded, Merfeld raced across the court from his bench area to the other side, where he was picked up by forward **David Johnson** in an enduring image as Merfeld kicked his feet in jubilation.

That video clip is still shown annually in March Madness intros and highlights worldwide.

Coaching Experience In The Dance

Creighton's full-time coaching staff boasts a combined 37 Division I NCAA Tournament games under their collective belts as either a player (3-9), assistant coach (7-7) or head coach (3-8), winning 13 of those games.

Greg McDermott is 3-8 in NCAA Tournament action as a Division head coach. He went 0-3 at Northern Iowa (0-1 in 2004, 2005 and 2006) and is 3-5 at Creighton (1-1 in 2012, 2013 and 2014 and 0-1 in 2017 and 2018).

Alan Huss is 1-4 in NCAA Tournament action, going three times as a player at Creighton (1-1 in 1999 and 0-1 in both 2000 and 2001). He is also 0-1 as an assistant coach thanks to a 2018 Creighton loss.

Career Stats in the NCAA Tournament

	G-S	FG	Pct	3FG	Pct	FT	Pct	Reb	Avg	A	T	B	S	Pts	Avg	Hi
Ballock	1-1	5-14	.357	4-11	.364	2-2	1.000	8	8.0	0	1	0	1	16	16.0	16
Epperson	1-0	1-3	.333	0-0	---	0-0	---	1	1.0	0	3	1	0	2	2.0	2
O'Connell&	7-2	5-16	.313	1-7	.143	0-0	---	11	1.6	3	3	0	3	11	1.6	7

& includes O'Connell's games while at Duke

Career Stats vs. UC Santa Barbara

	G-S	FG	Pct	3FG	Pct	FT	Pct	Reb	Avg	A	T	B	S	Pts	Avg	Hi
None																

2020-21 Dunks (79)

Name	2020-21	Career (CU only)
Christian Bishop	40	93
Ryan Kalkbrenner	28	28
Damien Jefferson	8	25
Mitch Ballock	2	6
Jacob Epperson	1	18

Weekly Rankings

Date	*AP*	Coaches Poll	RPI	NET
Preseason	11	11	--	--
Nov. 30	9	no poll	132	--
Dec. 7	8	7	109	--
Dec. 14	9	9	83	--
Dec. 21	13	13	63	--
Dec. 28	11	10	41	--
Jan. 4	7	5	37	30
Jan. 11	8	6	22	14
Jan. 18	11	11	41	23
Jan. 25	17	14	53	27
Feb. 1	15	12	46	27
Feb. 8	19	17	65	31
Feb. 15	14	12	55	22
Feb. 22	13	11	50	25
March 1	14	12	50	23
March 8	17	17	50	25
March 15	19	19	45	26

Creighton's Biggest Comebacks
CHI Health Center Omaha History

Date	Opponent	Deficit	Final Score
01/28/06	Wichita State	19	W 57-55
11/19/14	#18 Oklahoma	18	W 65-63
11/09/07	DePaul	17	W 74-62
03/18/08	Rhode Island	17	W 74-73
11/16/08	New Mexico	16	W 82-75

Largest CHI Health Center Omaha Comebacks - Opponents

Date	Opponent	Deficit	Final Score
02/17/18	Marquette (vs. CU)	16	MU 90-86
01/07/20	#16 Villanova (vs. CU)	14	VU 64-59
02/22/17	Providence (vs. #23 CU)	13	PC 68-66
01/09/19	#21 Marquette (vs. CU)	13	MU 106-104 (OT)
01/12/16	#12 Providence (vs. CU)	12	PC 50-48
12/14/20	Marquette (vs. CU)	12	MU 89-84

2020-21 BIG EAST Preseason Poll

Rk.	School (1st place votes)	Total
1.	Villanova (9)	99
2.	***Creighton (2)***	***91***
3.	Providence	79
4.	Connecticut	69
	Seton Hall	67
6.	Marquette	50
7.	Xavier	47
8.	Butler	37
9.	St. John's	33
10.	DePaul	20
11.	Georgetown	13

Pronunciation Guide

Rati Andronikashvili . . . RAH-tee • Ahn-dro-NEEK-ish-vee-lee
Mitch Ballock . . . BAL (like pal)-lock
Antwann Jones . . . AN-twon
Modestas Kancleris . . . Mo-DEST-iss • Con-SLARE-iss
Paul Lusk . . . LUSK (rhymes with tusk)
Shereef Mitchell . . . SHUR-reef
Sami Osmani . . . Sammy • Oh's-MONN-ee
Nic Zeil . . . ZY-ul
Marcus Zegarowski . . . ZEG-a-roww-skee

Paul Lusk owns a 7-9 record in NCAA Tournament action. He was an assistant coach at Purdue from 2004-11 and the Boilermakers made five straight NCAA trips from 2007-11. Purdue went 1-1 in 2007, 2008 and 2011 and 2-1 in 2009 and 2010. He was also an assistant at Southern Illinois in the 2004 NCAA Tournament, where the Salukis went 0-1. As a player, Lusk appeared in three NCAA Tournaments while with Southern Illinois, losing his first game in 1993, 1994 and 1995. He averaged 11.7 points and 3.0 rebounds per game.

Terrence Rencher went 2-3 as a player at Texas in the NCAA Tournament, going 0-1 in 1992 and 1-1 in 1994 and 1995. In five games as a player, Rencher averaged 18.0 points, 4.0 rebounds and 3.4 assists. This will be his first NCAA Tournament game as an assistant coach.

NCAA Experience

Four players on the Creighton team have been a part of an NCAA Tournament squad before, and two of them have appeared for the Bluejays in the Big Dance.

Mitch Ballock played 32 minutes in Creighton's 2018 loss to Kansas State. He scored 16 points, becoming CU's first freshman to lead his team in scoring in his NCAA Tournament debut since **Kevin McKenna** in 1977.

Jacob Epperson played 16 minutes in Creighton's 2018 loss to Kansas State, scoring two points and adding one rebound and one blocked shot.

Damien Jefferson redshirted on Creighton's 2017-18 team and was not allowed to travel to Charlotte per NCAA policy regarding transfers at the time.

Alex O'Connell played in seven NCAA Tournament games at Duke, including a pair of starts, as the Blue Devils went 5-2 in those contests. Duke also won one other game in which he didn't appear in. The Blue Devils reached the Elite Eight in both seasons. He averaged 1.6 points and 1.6 rebounds in those games and started Duke's Sweet 16 and Elite Eight games in 2019 in place of an injured **Cam Reddish**.

NCAA Jays

In addition to Creighton's current roster, there's at least six others with ties to the program who are involved in this year's NCAA Tournament.

Loyola (Chicago) head coach **Porter Moser** played at Creighton from 1986-90, appearing in the 1989 NCAA Tournament with the Bluejays.

Wichita State assistant coach **Billy Kennedy** is a former Creighton assistant coach from 1991-93.

Darian DeVries is now the head coach at Drake. He was Creighton's graduate manager from 1998-01 and Bluejay assistant coach from 2001-18.

Former Creighton assistant coach **Steve Lutz** (2010-17) is now an assistant coach at Purdue.

Oregon head coach **Dana Altman** coached at Creighton from 1994-2010.

Oregon assistant coach **Kevin McKenna** played at Creighton from 1977-81 and was an assistant coach from 1994-2001 and again from 2005-07.

Against NCAA Tournament Opponents

Creighton went 5-4 against teams that made the 2021 NCAA Tournament. The Jays were 3-0 against UConn, 1-1 vs. Villanova, 1-2 vs. Georgetown and 0-1 against Kansas.

All five Creighton starers averaged in double-

2020-21 Creighton Basketball Numerical Roster

No.	Name	Yr.	Pos.	Ht.	Wt.	Hometown (High School / Last School)
0	Antwann Jones	So.	G	6-6	220	Orlando, Fla. (Oak Ridge HS / Univ. of Memphis)
4	Shereef Mitchell	So.	G	6-0	170	Omaha, Neb. (Sunrise Christian [Kan.] Academy)
5	Alex O'Connell	Sr.	G	6-6	186	Roswell, Ga. (Milton HS / Duke Univ)
10	Jett Canfield	So.	G	5-10	165	Topeka, Kan. (Hayden Catholic)
11	Marcus Zegarowski	Jr.	G	6-2	180	Hamilton, Mass. (Tilton School)
12	Andrew Merfeld	Fr.	G	5-11	185	Omaha, Neb. (Skutt Catholic)
13	Christian Bishop	Jr.	F	6-7	220	Lee's Summit, Mo. (West)
14	Sami Osmani	Fr.	G	6-4	205	Oak Lawn, Ill. (Oak Lawn Community)
20	Nic Zeil	So.	F	6-8	210	Kansas City, Mo. (Park Hill)
22	Devin Davis	Fr.	G	6-0	175	Chicago, Ill. (Westinghouse College Prep)
23	Damien Jefferson	Sr.	F	6-5	220	East Chicago, Ind. (Central HS / Univ. of New Mexico)
24	Mitch Ballock	Sr.	G	6-5	205	Eudora, Kan. (Eudora)
32	Ryan Kalkbrenner	Fr.	C	7-0	235	St. Louis, Mo. (Trinity Catholic)
34	Denzel Mahoney	Sr.	G/F	6-5	220	Oviedo, Fla. (Hagerty HS / Southeast Missouri State Univ.)
41	Jacob Epperson	Jr.	C	6-11	235	Melbourne, Australia (La Lumiere)
44	Rati Andronikashvili	Fr.	G	6-4	185	Tbilisi, Georgia (35 Sajaro Skoka)
55	Modestas Kancleris	Fr.	F	6-9	195	Kaunas, Lithuania (Varpas Gimnazija)

Head Coach: Greg McDermott (Northern Iowa, 1988)
11th season at Creighton: 250-124 (.668)
27th season as a head coach: 530-319 (.624)
Assistant Coaches: Alan Huss, Paul Lusk, Terrence Rencher
Assistant to the Head Coach: Steve Merfeld
Video Coordinator: Casey Matthews
Diversity and Inclusion Officer: Len Gordy
Athletic Trainer: Ben McNair
Director of Basketball Operations: Jeff Vanderloo
Administrative Assistant: John McKew
Graduate Manager: Ty Nurse

***Associated Press* Top 25**
March 15, 2021

Rk	School	W-L	PTS
1	Gonzaga (60)	26-0	1500
2	Illinois	23-6	1415
3	Baylor	22-2	1397
4	Michigan	20-4	1280
5	Alabama	24-6	1242
6	Houston	24-3	1145
7	Ohio State	21-9	1138
8	Iowa	21-8	1132
9	Texas	19-7	993
10	Arkansas	22-6	895
11	Oklahoma State	20-8	891
12	***Kansas***	***20-8***	***803***
13	West Virginia	18-9	745
14	Florida State	16-6	651
15	Virginia	18-6	584
16	San Diego State	23-4	521
17	Loyola Chicago	24-4	513
18	***Villanova***	***16-6***	***490***
19	***Creighton***	***20-8***	***411***
20	Purdue	18-9	382
21	Texas Tech	17-10	271
22	Colorado	22-8	243
23	BYU	20-6	125
	USC	22-7	125
25	Virginia Tech	15-6	118

Others receiving votes: Georgia Tech 103, Tennessee 72, St. Bonaventure 71, ***Connecticut 62***, LSU 54, Oregon 40, Oklahoma 40, Wisconsin 26, Winthrop 10, Clemson 5, ***UC Santa Barbara 2***, Missouri 2, Cleveland State 2, ***Georgetown 1***.

Ferris Mowers Top 25 Coaches Poll
March 14, 2021

Rk	School	W-L	PTS
1	Gonzaga (32)	26-0	800
2	Illinois	22-6	745
3	Baylor	22-2	737
4	Michigan	20-4	676
5	Alabama	24-6	668
6	Houston	23-3	587
7	Ohio State	21-8	586
8	Iowa	21-8	549
9	Texas	19-7	488
10	Arkansas	22-6	472
11	***Kansas***	***20-8***	***433***
12	Oklahoma State	20-8	402
13	West Virginia	18-9	395
14	Florida State	16-6	391
15	Virginia	18-6	347
16	Loyola Chicago	24-4	312
17	***Villanova***	***16-6***	***289***
18	San Diego State	23-4	273
19	***Creighton***	***20-8***	***245***
20	Purdue	18-9	206
21	Texas Tech	17-10	132
22	Colorado	22-8	127
23	USC	22-7	104
24	Virginia Tech	15-6	101
25	Oregon	20-6	73

Others receiving votes: Brigham Young 55; St. Bonaventure 42; Oklahoma 42; ***Connecticut 33***; Georgia Tech 18; Wichita State 14; Louisiana State 13; Drake 10; Tennessee 9; Winthrop 8; Missouri 8; North Texas 3; Clemson 3; ***Georgetown 2***; UCLA 1; ***UC Santa Barbara 1***.

figures during those games, a group led by **Marcus Zegarowski** (14.4 ppg., 3.9 apg.). **Mitch Ballock** made 27 three-pointers in those nine games, and **Christian Bishop** hauled in a team-leading 7.0 rebounds per game.

CU held opponents to 39.3 percent shooting from the field, and 33.3 percent marksmanship from three-point territory. The Bluejays were outscored 618-617 in the nine games.

History As A No. 5 Seed

Creighton is a No. 5 seed for the first time. It is Creighton's second-best seed slot since the NCAA began seeding all the teams in 1979, trailing only CU's No. 3 seed in 2014. This is also the sixth straight NCAA berth that will see the Bluejays as a better seed and in its "home whites" for its initial NCAA Tournament game.

Creighton and Villanova this year are the 17th and 18th BIG EAST teams to ever earn a No. 5 seed, after just one team since 2012 (Marquette in 2019). The previous 16 teams went 15-16. The only three BIG EAST teams to reach the Regional semifinals as a fifth seed are Syracuse (2004), Notre Dame (2003) and Syracuse (1998). Four teams went winless and nine other squads were exactly 1-1.

Since 1985, No. 5 seeds are 90-50 (.643) against No. 12 seeds in the NCAA Tournament, including a 25-15 mark (.600) since 2011. In 30 of the last 35 years, the 12 seed has won at least one first round game. The only exceptions came in 1988, 2000, 2007, 2015 and 2018.

Since 1985, 47 No. 5 seeds have advanced to the Sweet 16, and seven have reached the Final Four, including Auburn in 2019.

Creighton's NCAA Tourney Seeds
(since seeding began in 1979)

Year	Seed	Record
1981	8th	0-1
1989	14th	0-1
1991	11th	1-1
1999	10th	1-1
2000	10th	0-1
2001	10th	0-1
2002	12th	1-1
2003	6th	0-1
2005	10th	0-1
2007	10th	0-1
2012	8th	1-1
2013	7th	1-1
2014	3rd	2-1
2017	6th	0-1
2018	8th	0-1
2021	***5th***	***???***

BIG EAST Success

Creighton was one of four BIG EAST teams to make the NCAA Tournament this season, down from six clubs in 2019 and seven programs in 2018.

The BIG EAST has had a Sweet 16 squad in 24 of the past 26 tournaments, and multiple Sweet 16 teams in 13 of the last 18 tournaments.

Even when you remove Louisville's 2013 title, the BIG EAST Conference has won a combined 14 NCAA men's and women's basketball titles in the previous 20 tournaments.

McDermott In The Postseason

Creighton coach **Greg McDermott** is making his ninth postseason appearance at Creighton, and 12th overall as a Division I head coach when you include his time at Northern Iowa.

McDermott's Division I teams own an 11-12 record in 11 previous postseason appearances, including a 11-9 mark in eight previous appearances at Creighton.

McDermott's Division I Postseason Appearances

Year (School)	Tourney	Postseason W-L
2003-04 (UNI)	NCAA	0-1
2004-05 (UNI)	NCAA	0-1
2005-06 (UNI)	NCAA	0-1
2010-11 (CU)	CBI	4-2
2011-12 (CU)	NCAA	1-1
2012-13 (CU)	NCAA	1-1
2013-14 (CU)	NCAA	1-1
2015-16 (CU)	NIT	2-1
2016-17 (CU)	NCAA	0-1
2017-18 (CU)	NCAA	0-1
2018-19 (CU)	NIT	2-1
2020-21 (CU)	***NCAA***	***???***

Most Postseason Bids By CU Coaches

This year's bid to the NCAA is the ninth postseason bid for **Greg McDermott** at Creighton. Only **Dana Altman** (13) has taken the Bluejays to more postseason appearances in men's basketball.

McDermott's three NCAA Tournament wins tie a school record, also held by **John J. "Red" McManus**.

McDermott's six NCAA Tournament trips are second-most in program history as well, trailing only Altman's seven.

McDermott's 11 postseason wins at Creighton are the most in school history, four more than Altman's seven.

McDermott (11-8) is one of two coaches in program history with a winning record in postseason play, joining **Eddie Sutton** (2-1).

Coach (Bids)	NCAA	NIT	CBI	CIT	NCIT	Total
Hickey (3)	1-1	2-2	0-0	0-0	0-0	3-3
Belford (1)	0-0	0-0	0-0	0-0	0-1	0-1
McManus (3)	3-3	0-0	0-0	0-0	1-1	4-4
Sutton (1)	2-1	0-0	0-0	0-0	0-0	2-1
Apke (4)	0-3	0-1	0-0	0-0	0-0	0-4
Barone (3)	1-2	0-1	0-0	0-0	0-0	1-3
Altman (13)	2-7	3-5	0-0	2-1	0-0	7-13
McDermott (9*)	***3-5***	***4-2***	***4-2***	***0-0***	***0-0***	***11-8***

**The 2021 NCAA Tournament is McDermott's 9th appearance*

Creighton Basketball Streaks of Note

Streak	What	Last Time Not True
910	consecutive games with at least one three-pointer made	2/20/93 at Illinois State (0-5)
281	consecutive games with a three-pointer before halftime	1/23/13 at Drake (0-7)
32	consecutive home wins on Friday's	12/12/75 vs. North Texas (L 75-71)
26	consecutive wins when making 25 or more free throws	1/20/07 vs. Southern Illinois (26-30)
26	consecutive wins in home openers	12/3/94 vs. SMU (L 77-70)
24	consecutive wins when making more FT than its opponent attempts	2/17/19 vs. Seton Hall
21	consecutive wins when allowing 69 points or less	1/7/20 vs. Villanova
19	consecutive wins when 5+ players score 10 or more points	1/9/19 vs. Marquette
13	consecutive wins when out-rebounding the opposition	3/1/20 at St. John's

NBA or NFL For NCAA's

Each of Creighton's four most recent NCAA Tournament appearances had been played inside NBA arenas (2013-Philadelphia; 2014-San Antonio; 2017-Sacramento; 2018-Charlotte).

This year, Creighton's first game will take place inside an NFL venue and the Indianapolis Colts facility of Lucas Oil Stadium.

It'll be Creighton's second NCAA Tournament trip to a domed facility, as CU's 2000 squad played at the Hubert H. Humphrey Metrodome in Minneapolis.

Creighton's last game it has played inside a domed facility came on Jan. 11, 2006, when Creighton played beat Northern Iowa 55-52 at the UNI-Dome. Northern Iowa's head coach that day was none other than current CU head coach **Greg McDermott**.

And when it comes to playing in a cavernous dome or stadium, no Bluejay has more experience than **Alex O'Connell**. While playing at Duke the previous three seasons, O'Connell had a career-high 20 points as a sophomore at Syracuse's Carrier Dome, then had 11 points in 15 minutes as a junior at Syracuse.

Super Six

Greg McDermott will join some select company when he directs his troops to a sixth NCAA Tournament this weekend. That puts him in the company of some of the greatest coaches in CU Athletics history.

McDermott is one of six head coaches in Creighton history to lead six different NCAA Tournament teams.

Name	Sport	NCAA's @CU
Bob Warming	Men's Soccer	11
Kirsten Bernthal Booth	Volleyball	9
Dana Altman	Men's Basketball	7
Brent Vigness	Softball	7
Elmar Bolowich	Men's Soccer	6
Greg McDermott	***Men's Basketball***	***6***

Milestone Watch

• A few approaching milestones...

Mitch Ballock

• Is one start shy of making his 100th career start, and 100th consecutive start.

• Is 11 points shy of tying **Marcus Foster** (1,292) for 21st in CU history and 22 points shy of tying **Elton Tuttle** (1,303) for 20th in CU history.

Greg McDermott

• Is one win shy of 400 in his Division I career (251 at Creighton, 59 at Iowa State, 90 at Northern Iowa).

• Is one win shy of his fourth NCAA Tournament win on the Creighton sideline, which would break a tie with **John J. "Red" McManus**.

Marcus Zegarowski

• Is three steals shy of 100.

• Is one three-pointer of tying **Jahenns Manigat** for eighth in CU history with 206 career three-pointers, five behind **Ty-Shon Alexander** (210) for seventh and seven behind **Rodney Buford** (212) for sixth place.

• Is one point shy of tying **Ben Walker** (1,238) for 27th in CU history, four shy of tying **Ty-Shon Alexander** (1,241) for 26th, 17 shy of **Gary Swain** (1,254) for 25th place and 35 points shy of tying legendary two-sport star **Bob Gibson** for 23rd in CU history.

Miscellaneous Statistics, Trends and Tidbits

2020-21 Creighton Trends

Current Streak	Won 4	**When Leading at Halftime**	18-1
Overall Record	20-8	Home	11-1
BIG EAST Record	14-6	Away	5-0
Last 5 Games	3-2	Neutral	2-0
Last 10 Games	7-3	**When Trailing at Halftime**	1-7
Overtime Games	1-1	Home	0-2
Longest Winning Streak	Won 6	Away	1-4
Home Streak	Won 3	Neutral	0-1

Creighton's Record When...

Jays shot 40% or better from field	18-6	**Field Goal Shooting**	**FGM-FGA**	**Pct.**
Opponent shot 40% or better from field	7-6	Home	422-835	.505
Jays shot less than 40% from field	2-2	Away	300-663	.452
Opponent shot less than 40% from field	13-2	Neutral	75-177	.424
Jays shot 40% or better from 3-pt range	9-1	**Free Throw Shooting**	**FTM-FTA**	**Pct.**
Opponent shot 40% or better from 3-pt range	3-3	Home	179-262	.683
Jays outrebounded opponent	13-0	Away	93-156	.596
Opponent outrebounded Jays	7-8	Neutral	21-38	.531
Jays scored 70 or more points	14-4	**Jays' Record by Day of the Week**		
Opponent scored 70 or more points	7-8	Sunday		2-0
Jays allowed fewer than 70 points	13-0	Monday		0-1
Opponent allowed fewer than 70 points	6-3	Tuesday		2-1
A Bluejay player scored 20 or more points	8-4	Wednesday		4-2
An opposing player scored 20 or more points	8-6	Thursday		2-0
A Bluejay player had 10 or more rebounds	5-1	Friday		3-0
An opposing player had 10 or more rebounds	3-6	Saturday		7-4

Bluejay Statistical Leaders (Includes all ties)

Points: Zegarowski 10, Mahoney 7, Bishop 6, Jefferson 4, Ballock 3, Kalkbrenner 1, Jones 1
Rebounds: Bishop 11, Jefferson 10, Kalkbrenner 5, Mahoney 4, Ballock 3, Jones 2, O'Connell 1, Zegarowski 1
Assists: Zegarowski 18, Ballock 8, Jefferson 7, Jones 2, Mahoney 2, Mitchell 1
Steals: Mahoney 15, Jefferson 8, Zegarowski 8, Ballock 6, Mitchell 4, Bishop 2, O'Connell 2, Kalkbrenner 1
Blocks: Kalkbrenner 15, Bishop 11, Epperson 3, Jones 2, Jefferson 2, Zegarowski 1, Mitchell 1

Margin of Victory and Defeat

	1	2	3	4	5	6	7	8	9	11	12	15	16	18	20	24	25	27	31	35	36
CU Wins	—	2	2	1	1	—	1	1	—	1	—	1	1	2	1	2	—	1	1	1	1
CU Losses	1	—	—	2	1	—	1	1	—	—	1	—	—	—	—	—	1	—	—	—	—

Jays on Television (20-8)

FS1 (11-5); FOX (5-2); CBSSN (3-0); BTN (1-0); ESPN (0-1)

Twenty Wins, Again

Creighton has 20 wins this season, its sixth consecutive campaign with 20 or more victories.

Only 21 teams have won 20 games or more in each of the previous five seasons: Belmont, Cincinnati, Creighton, Duke, East Tennessee State, Florida State, Gonzaga, Houston, Kansas, Kentucky, Louisville, Michigan State, New Mexico State, Oregon, Saint Mary's, Seton Hall, Vermont, Villanova, Virginia, Wichita State and Wright State.

Of those 21 teams, the only 14 programs to do it without a coaching change are: Creighton, Duke, Florida State, Gonzaga, Houston, Kansas, Kentucky, Michigan State, Oregon, Saint Mary's, Seton Hall, Vermont, Villanova and Virginia.

21 of 23 Seasons With 20 Wins

Creighton has won 20 or more games in 21 of the last 23 seasons (including 2020-21), a feat that puts the Jays among an exclusive group, nationally.

Just two schools have had 20 or more wins each of the last 23 years: Gonzaga and Kansas. Duke has done it 22 times, Creighton and Kentucky 21 times, and Florida 20 times so far and in need of a national title to make reach 20 wins this year.

Most 20-Win Seasons, Last 23 Years (Includes 2020-21)

Team	20-Win Seasons	2020-21 W-L*	Next Game
Gonzaga	23	26-0	3/20
Kansas	23	20-8	3/20
Duke	22	13-11	Season Over
Creighton	***21***	***20-8***	***3/20***
Kentucky	21	9-16	Season Over
Florida	20	14-9	3/19

**after games of March 18, 2021*

Zegarowski Goes Streaking

Marcus Zegarowski has made a three-pointer in each of his last 20 games, a streak that started on Dec. 17th. That's the 10th-longest streak in program history, as seen below.

Streak	Name	Dates of Streak
33	Ty-Shon Alexander	Feb. 27, 2018-March 6, 2019
31	Booker Woodfox	Nov. 25, 2008-March 23, 2009
28	Kyle Korver	Feb. 4, 2001-Feb. 6, 2002
27	Kyle Korver	Feb. 13, 2002-Jan. 20, 2003
25	Rodney Buford	Jan. 25, 1997-Jan. 10, 1998
23	Ethan Wragge	Nov. 8, 2013-Feb. 9, 2014
23	Mitch Ballock	Nov. 12, 2019-Feb. 8, 2020
22	Khyri Thomas	Jan. 28-Dec. 5, 2017
21	Ethan Wragge	Jan. 3-March 24, 2010
20	Johnny Mathies	Dec. 22, 2004-Feb. 28, 2005
20	Marcus Foster	Dec. 31, 2017-March 16, 2018
20	***Marcus Zegarowski***	***Dec. 17, 2020 - Present***

Bouncing Back

Creighton doesn't lose many games by 20 or more points, as it did last Saturday vs. Georgetown. However, each of the previous 13 times it has happened, Creighton has answered with a victory in its next game.

Creighton's Losses by 20+ Points Since 2000

Date	Loss by 20+ Points	Next Game	Result
03/07/08	Illinois State 73, CU 49	03/18/09	CU 73, Bowling Green 71
02/11/12	Wichita State 89, #17 CU 68	02/14/12	CU 88, Southern Illinois 69
03/23/14	#23 Baylor 85, #16 CU 55	11/14/14	CU 104, Central Arkansas 77
01/25/15	#4 Villanova 71, CU 50	01/28/15	CU 77, St. John's 74
01/31/15	#21 Georgetown 67, CU 40	02/04/15	CU 79, Xavier 72 (OT)
11/19/15	#14 Indiana 86, CU 65	11/23/15	CU 85, Rutgers 75
02/03/16	#3 Villanova 83, CU 58	02/06/16	CU 88, DePaul 66
01/25/17	Georgetown 71, #16 CU 51	01/28/17	#16 CU 83, DePaul 66
01/13/18	#10 Xavier 92, #25 CU 70	01/17/18	CU 80, #19 Seton Hall 63
02/01/18	#1 Villanova 98, CU 78	02/07/18	CU 76, DePaul 75
02/20/18	Butler 93, CU 70	02/24/18	CU 89, #3 Villanova 83 (OT)
11/28/19	San Diego State 83, CU 52	11/29/19	CU 83, #12 Texas Tech 76 (OT)
03/01/20	St. John's 91, #10 CU 71	03/04/20	#11 CU 91, Georgetown 76
03/13/21	***Georgetown 73, CU 48***	***03/20/21***	***#17 CU vs. UC Santa Barbara***

History on truTV

Saturday will mark Creighton's third game ever played on truTV. Creighton's victory vs. Louisiana in 2014 remains Creighton's most recent NCAA Tournament victory.

Two days later, CU lost on truTV to Baylor.

Bluejays vs. Gauchos In the Postseason

Saturday won't the first time that Creighton has faced off vs. UC Santa Barbara in the postseason.

In 2011, Creighton men's soccer defeated UCSB, 2-1 in the Round of 16. That Bluejay squad would eventually reached the College Cup, which is soccer's equivalent to the Final Four.

You Can't Spell Marcus Without March

Marcus Zegarowski was named to BIG EAST's All-Tournament Team last weekend after averaging 16.0 points,, 4.0 assists and 4.0 rebounds as Creighton reached the final.

He shot 62.5 percent from the floor (20-32) and 61.5 percent from deep (8-13).

Zegarowski is the fourth Bluejay ever named to the BIG EAST's All-Tournament Team, joining **Doug McDermott** (2014), **Austin Chatman** (2014) and **Marcus Foster** (2017).

Postseason Features Last-Second Drama

Eleven of Creighton's last 16 postseason runs (all but 2010, 2014 and 2016, 2017 and 2019) have included a game that was decided in the final seconds, but it hasn't happened since 2013.

In fact, Creighton's past 16 postseason openers have been decided by an average of 6.69 points and feature four games decided by one point (including a double-OT finish), two by two points, one game by four points, two by six points (including an OT finish), two games by 10 points, three games by 11 points one by 12 points, and one decided by 18 points.

In 2013 Cincinnati missed a game-tying three-pointer in the final 20 seconds and Creighton guard **Austin Chatman** made 3-of-4 free throws down the stretch to hold on to a 67-63 win.

In 2012 Creighton edged Alabama in the second round of the NCAA Tournament, 58-57, as **Trevor Releford's** game-winning three-pointer at the buzzer came up short.

Creighton's 2010-11 campaign ended in heart-breaking fashion in the CBI title game at Oregon. Creighton had the ball in a tie game with the shot clock off, but committed a backcourt violation on Oregon's "unique" floor. The Ducks' **E.J. Singler** then banked in a game-winning shot with 2.0 seconds left. A desperation three-pointer by Creighton was off the mark.

In 2009, Creighton rallied from a 14-point deficit and would hang on to beat Bowling Green, 73-71 in the first round of the NIT. The Jays needed a last-second defensive stand, as BGSU's **Darryl Clements**' game-winning three-pointer at the buzzer was off the mark.

The following game, Creighton led Kentucky by one with 36 seconds left, only to miss two free throws and see UK All-American **Jodie Meeks** convert a three-point play. CU's **Booker Woodfox**, the nation's No. 2 three-point shooter, missed an open trey as time expired, and Creighton lost 65-63.

In 2008, Creighton rallied from a 12-point deficit in the final 3:07 to top Rhode Island, 74-73, in the first round of the NIT. **Cavel Witter** hit the game-winner with 3.2 seconds left to give CU its first lead of the game since 3-0.

In 2007, Creighton had the ball for a final shot in a tie game against Nevada in the first round of the NCAA Tournament. **Nate Funk's** shot attempt missed, and a tip-in try was also not converted. The Jays would eventually lose 77-71 in overtime.

In second round of the 2006 NIT, Miami (Fla.) guard **Guilermo Diaz** drained a free throw with 2.6 seconds left to beat Creighton 53-52. A last-second shot attempt by Bluejay senior **Johnny Mathies** was knocked out of his hands.

In the 2005 NCAA Tourney, **Nate Funk** had his three-point try with seven seconds left blocked by **Tyrone Sally**, and Sally raced downcourt for a breakaway dunk with 2.4 seconds left to give West Virginia a 63-61 win. Funk's three-point try from the corner missed at the buzzer.

In 2004, Creighton fell 71-70 to Nebraska in the NIT. The Jays led nearly the entire second half before NU's go-ahead basket with 12 seconds left. **Nate Funk's** game-winning jumper from 18-feet away was blocked by Husker guard **Jake Muhleisen**.

In 2003 Creighton lost 79-73 to Central Michigan in the NCAA's. The Jays trailed 50-24 with 16:24 left but a furious rally got them within two points (72-70) with 1:20 left, only to turn it over the next three possessions.

In the 2002 NCAA's, Creighton beat #15 Florida, 83-82, in Chicago. **Terrell Taylor** hit a game-winning trey with 0.2 seconds left in double-overtime, his final three of 28 points after a scoreless first half.

All-BIG EAST Trio

Creighton's **Marcus Zegarowski** (First Team), **Damien Jefferson** (Second Team) and **Denzel Mahoney** (Honorable Mention) each picked up All-BIG EAST recognition in a vote of league coaches

This year marks the first time that Creighton had three players named All-BIG EAST in the same season.

In addition, **Mitch Ballock** brought home the league's Sportsmanship Award.

Only In 2020-21

Though Creighton's 14 BIG EAST wins were three more than any other team in the BIG EAST, the Bluejays were the second seed in this week's conference tournament since the league decided before the year to go by winning percentage to determine a league champion and seeds.

The BIG EAST isn't alone in this. It's one of eight leagues that saw the top team in winning percentage not be the same team that had the most conference wins.

Wins Leader Not League Champ, Nationally

League	Wins Leader	Conf Champ
American	Houston, 14-3	Wichita St., 11-2
BIG EAST	***Creighton, 14-6***	***Villanova, 11-4***
Big 10	Illinois, 16-4	Michigan, 14-3
Conf-USA	UAB, 13-5	Louisiana Tech, 12-4
MEAC	Norfolk St., 8-4 Coppin State, 8-4	North Carolina A&T, 7-1
MWC	Utah State, 15-4	San Diego St., 14-3
Pac-12	USC, 15-5	Oregon, 14-4
Summit	South Dakota, 11-4 N. Dakota St., 11-4	South Dakota St., 9-3

Ballock Reaches 300 Treys

Mitch Ballock owns 304 three-pointers in his Bluejay career, including a season-high eight on Dec. 14 vs. Marquette. That puts him in third place in program history in that category, and ahead of **Doug McDermott** (274).

His 232 career treys entering the year were second-most in school history after a junior season, trailing only **Kyle Korver** (242).

Ballock ranked 19th nationally with 93 three-pointers made and 11th in three-point percentage (.435) last season.

Two of Ballock's teammates also have made 200 or more career triples. **Marcus Zegarowski** owns 205, while Denzel Mahoney owns 209 if you include the 121 he made at Southeast Missouri State.

Most Career 3FG, Creighton History

Rank	3FG	Name	Years
1.	371	Kyle Korver	1999-03
2.	334	Ethan Wragge	2009-14
3.	***304***	***Mitch Ballock***	***2017-Pres.***
4.	274	Doug McDermott	2010-14
5.	245	Ryan Sears	1997-01
6.	212	Rodney Buford	1995-99
7.	210	Ty-Shon Alexander	2017-20
8.	206	Jahenns Manigat	2010-14
9.	***205***	***Marcus Zegarowski***	***2018-Pres.***
10.	200	Nate Funk	2002-07

The Great Eight

Mitch Ballock made nine three-pointers in Creighton's first five games of the season before erupting on Dec. 14 vs. Marquette. The senior guard from Eudora, Kan., made 8-of-14 three-pointers en route to 26 points.

His eight trifectas were tied for fourth-most in a game in Bluejay history, but three behind his record 11 vs. DePaul on March 9, 2019.

Ballock joined **Kyle Korver** as the only players in school history with multiple games of eight or more triples.

In addition, Ballock's 14 three-point attempts were also tied for fourth-most in program history and one behind the program record.

Ballock made 182 career three-pointers in BIG

EAST games, which ranks fifth all-time.

Ballock's 26 points were the most by a Bluejay in any conference opener since 2012, when **Doug McDermott** scored 29 points vs. Evansville. That came when CU belonged to the Missouri Valley Conference.

3-Pointers Made, Game, Creighton History

3FG	Name, Opponent	Date
11	Mitch Ballock vs. DePaul	03/09/19
9	Kyle Korver vs. Evansville	01/15/03
	Ethan Wragge at Villanova	01/20/14
8	Tad Ackerman at Drake	01/23/95
	Kyle Korver at Xavier	12/31/02
	Terrell Taylor vs. Florida	03/15/02
	Isaiah Zierden at DePaul	01/17/16
	Mitch Ballock vs. Marquette	***12/14/20***

Most Career 3FG Made, BIG EAST Games Only

Rank	3FG	Name, School
1.	245	Markus Howard, Marquette
2.	201	Jeremy Hazell, Seton Hall
3.	189	Colin Falls, Notre Dame
4.	183	Gerry McNamara, Syracuse
5.	***182***	***Mitch Ballock, Creighton***
6.	180	Myles Powell, Seton Hall

Three-Ballock, Corner Pocket

Mitch Ballock enters Saturday's game with 304 career three-pointers made, which ranks eighth nationally among active players.

He's the third Bluejay to make 300 or more trifectas, joining **Kyle Korver** (371) and **Ethan Wragge** (334) in that elite grouping. Ballock is the first of that trio to drain 300 three-pointers while also dishing 300 or more career assists (currently 338 and counting).

Korver reached 300 treys in his 108th game as a Bluejay, while Wragge achieved that milestone in his 134th career contest. It took Ballock 124 contests.

Inbounds, In Range

Mitch Ballock has frequently displayed his long-range marksmanship. Per research from **WhiteAndBlueReview.com** writer **Matt DeMarinis** using Synergy Sports database, Ballock has made 8-of-13 three-pointers this season taken from between 30-40 feet away.

Over the past two seasons, he's 13-of-26 from 30-40 feet away.

On Any Given Day

For the second consecutive season, Creighton beat every other team in the BIG EAST during the regular-season.

Creighton went 2-0 against four programs and 1-1 against six schools this season.

Creighton was the only BIG EAST team with a win over all other 10 teams in the league this year.

Up, Up, And Away

Since Feb. 19, 2019, Creighton owns a 32-11 mark in regular-season BIG EAST games. That's six more wins than anyone else in the league in that time.

Not only that, but Creighton owned the most wins to close the 2018-19 season after Feb. 19th, tied for the most wins in 2019-20, and has the most wins in 2020-21 as well.

Conference Records Since Feb. 19, 2019

Team	After 2/19/19	'19-20	'20-21	Total
Creighton	***5-0***	***13-5***	***14-6***	***32-11***
Villanova	2-3	13-5	11-4	26-12
Seton Hall	2-3	13-5	10-9	25-17
Providence	3-2	12-6	9-10	24-18
UConn	2-4#	10-8#	11-6	23-18
Butler	1-4	10-8	8-12	19-24
Xavier	4-1	8-10	6-7	18-18
Marquette	2-4	8-10	8-11	18-25
Georgetown	4-2	5-13	7-9	16-24
St. John's	1-4	5-13	10-9	16-26
DePaul	2-3	3-15	2-13	7-31

#includes 2018-19 and 2019-20 in the AAC

Quad Squad

Creighton owns a 12-6 record against teams that are either Quad 1 (7-3) or Quad 2 (5-3) this season according to Monday morning's edition of the NET.

Creighton is one of 10 clubs nationwide with 12 or more victories against teams in the top two quadrants, joining Alabama (17-5), Illinois (17-6), Ohio State (15-9), Gonzaga (14-0), Michigan (14-4), Purdue (13-8), Iowa (13-8), Oklahoma State (12-6) and Arkansas (12-6).

Creighton's seven Quad 1 wins are tied for 10th-most nationally.

Creighton was 26th in the March 15th edition of the NET at the end of the regular-season.

Fool Me Once...But Eight Times?

Creighton has met or exceeded its preseason BIG EAST prognostication every year since joining the league, as seen below.

This year also marks the fifth straight season that Creighton has finished in first, second or a tie for third place.

Creighton's BIG EAST Preseason Poll History

Year	Preseason	Actual	Preseason All-BIG EAST
2013-14	3rd	2nd	Doug McDermott (1st)
2014-15	9th	T-9th	-
2015-16	9th	6th	-
2016-17	3rd	T-3rd	Maurice Watson Jr. (1st); Marcus Foster (HM)
2017-18	5th	T-3rd	Marcus Foster (1st); Khyri Thomas (HM)
2018-19	9th	T-3rd	Martin Krampelj (HM)
2019-20	7th	T-1st	Ty-Shon Alexander (1st)
2020-21	***2nd***	***2nd***	***Marcus Zegarowski (1st); Mitch Ballock (2nd)***

Up Is Down; Down Is Up

Creighton finished in second place in the BIG EAST standings with a 14-6 league record, trailing only Villanova's 11-4 mark. Though CU had three more wins, it has a worse winning percentage (.700) than Villanova (.733).

What's unusual is how Creighton got to that point. The Bluejays went 7-1 against the top five seeds in this year's BIG EAST Tournament, but 7-5 against the bottom six seeds.

Matching that trend, Creighton was 1-0 against top-five seeds during the BIG EAST Tournament, but 1-1 against teams seeded 6-11.

Fourteen Is Fine

Creighton won 14 conference games this season, tied for its most in any of its eight seasons in the BIG EAST (also 2013-14).

This year's squad is just the seventh team in Creighton history with 14 or more league victories. Six have won exactly 14 while the 2002-03 squad led by **Kyle Korver** finished 15-3 in the Missouri Valley Conference.

Creighton has now won 10 or more league games in 22 of the last 25 seasons.

.500 Or Better in League Play, Again

Creighton went 14-6 in league play, clinching a .500 mark or better in league play for the 26th time in the last 27 seasons.

The only BIG EAST teams to finish .500 or better in league play each of the last five seasons (including 2020-21) are Creighton, Villanova and Seton Hall.

Top 25 Success

Creighton had six wins over top-25 teams last season, breaking the school-record of four set in 2016-17 and 2017-18.

This year's team owns top-25 wins vs. No. 5 Villanova, No. 22 Xavier and No. 23 UConn. It marks the 10th Bluejay team in history with multiple top-25 victories, and sixth straight year that's happened.

On a national basis, the only 11 teams that have posted multiple top-25 wins in each of the last six seasons (including 2020-21) are Baylor, Creighton, Florida State, Gonzaga, Kansas, Michigan, Michigan State, Penn State, Purdue, Texas Tech, Villanova and West Virginia.

The following schools have had multiple top-25 wins each year from 2015-16 to 2019-20, but aren't yet there in 2020-21: Duke, Kentucky, Oregon, Seton Hall and Virginia.

Creighton's Most Top-25 Wins, Season

Wins	Season	Top-25 Victims
6	2019-20	#8 Villanova, #10 Seton Hall, #12 Texas Tech, #19 Marquette, #21 Butler, #8 Seton Hall
4	2016-17	#9 Wisconsin, #12 Butler, #16 Butler, #22 Xavier
4	2017-18	#3 Villanova, #19 Seton Hall, #20 Northwestern, #23 UCLA
3	***2020-21***	***#5 Villanova, #22 Xavier, #23 UConn***
2	1973-74	#6 Marquette, #16 Louisville
2	2001-02	#15 Florida, #17 Western Kentucky
2	2006-07	#11 Southern Illinois, #24 Xavier
2	2013-14	#4 Villanova, #6 Villanova
2	2015-16	#5 Xavier, #18 Butler
2	2018-19	#10 Marquette, #16 Clemson

On The Double

Marcus Zegarowski had his second career double-double on Feb. 27th when the junior point guard turned in 15 points and 10 assists against Xavier.

Zegarowski's only previous double-double came on Dec. 1 vs. Nebraska-Omaha, when he had 11 points and a career-best 11 assists.

Zegarowski is one of four Bluejays with a double-dip this season, as **Christian Bishop** (4), **Damien Jefferson** (2) and **Denzel Mahoney** (1) have also done it.

Winning On the Road

Creighton owns a 35-38 record in BIG EAST road games since the league's 2013-14 realignment. Those 35 victories trail only Villanova's 50.

Since the start of the 2018-19 campaign, Creighton's 16 BIG EAST road wins lead the league.

BIG EAST Road Records (through 2020-21)

Team	Since 2013-14	Since 2018-19
Butler	28-45	7-21
Connecticut	5-4	5-4
Creighton	***35-38***	***16-12***
DePaul	13-57	5-20
Georgetown	23-47	8-17
Marquette	28-45	13-15
Providence	33-40	11-17
Seton Hall	32-41	14-14
St. John's	19-54	8-20
Villanova	50-20	14-11
Xavier	31-36	9-15

Road Warriors

Creighton went 7-3 in BIG EAST road games this season, tying a program record for most road wins in a league season.

Creighton, Baylor, Illinois, USC, Oregon and Alabama were the nation's only major conference (Power 5 or BIG EAST) teams with seven or more league road wins this season.

Year	League Road Games 1-6 W-L	After 7 Road	After 8 Road	After 9 Road
2020-21	**5-1**	**6-1**	**7-1**	**7-2**
2019-20	3-3	4-3	5-3	5-4
2018-19	2-4	2-5	3-5	3-6
2017-18	2-4	3-4	3-5	3-6
2016-17	5-1	5-2	5-3	5-4
2015-16	4-2	4-3	4-4	4-5
2014-15	1-5	1-6	2-6	2-7
2013-14	4-2	5-2	5-3	5-4
2012-13	3-3	3-4	4-4	5-4
2011-12	5-1	5-2	6-2	7-2
2010-11	3-3	3-4	3-5	3-6
2009-10	2-4	2-5	2-6	3-6
2008-09	4-2	5-2	6-2	7-2
2007-08	3-3	3-4	3-5	3-6
2006-07	4-2	5-2	5-3	5-4
2005-06	3-3	4-3	4-4	4-5
2004-05	3-3	3-4	4-4	5-4
2003-04	4-2	4-3	4-4	4-5
2002-03	5-1	5-2	6-2	7-2
2001-02	5-1	6-1	6-2	7-2
2000-01	2-4	3-4	4-4	5-4
1999-00	2-4	3-4	3-5	4-5
1998-99	4-2	4-3	4-4	4-5
1997-98	4-2	5-2	5-3	5-4
1996-97	2-4	3-4	3-5	3-6

High Wire Act

Creighton went 7-3 in conference road games this season. Since a 94-76 win at St. John's on Dec. 17th, five of Creighton's last nine league road tilts have been tied at some point in the last 3:02 of regulation. In one of the games that wasn't, Creighton won by three after Marquette missed a tying three-pointer in the final seconds.

Creighton beat UConn 76-74 in overtime on Dec. 20th, as **Damien Jefferson** tied the game with 0.2 seconds left in regulation.

Creighton won 67-65 at Providence on Jan. 2nd on **Christian Bishop's** dunk with 0.8 seconds left.

Creighton lost 70-66 in overtime at Butler on Jan. 16th.

On Jan. 27th at Seton Hall, **Mitch Ballock's** three-pointer with 37.8 seconds left broke an 81-all tie and helped Creighton to an 85-81 victory.

On Jan. 30th at DePaul, Creighton trailed 60-59 before **Denzel Mahoney** made two free throws with 3:02 left to start a game-ending 10-2 run.

In Creighton's 10 BIG EAST road games this season, **Marcus Zegarowski** averaged 15.0 points and 4.1 rebounds per game while shooting 40.1 percent from three-point range.

Denzel Mahoney averaged 11.0 points per game and **Damien Jefferson** averaged 12.4 points, 6.7 rebounds and 1.8 steals per game.

Mitch Ballock averaged 11.9 points per game and shooting 45.3 percent from downtown.

Give Me 10

The Feb. 24 win vs. DePaul was Creighton's 10th home win of the season. It's the 24th time in the last 25 seasons CU has done that.

The only exception in that time came in 2014-15, when the Jays won nine times at home.

Double-Double Duo

Creighton had a pair of players record a double-double in the Feb. 13 victory vs. Villanova as **Christian Bishop** (16 points, 10 rebounds) and **Damien Jefferson** (10 points, 10 rebounds) each did it.

Bishop (11 points, 10 rebounds) and Jefferson (10 points, 10 rebounds) also accomplished the feat earlier this season in CU's Dec. 17 win at St. john's.

Before Bishop and Jefferson (twice), the last Bluejay duo to record double-doubles in the same contest since Dec. 9, 2017, when both **Martin Krampelj** and **Ronnie Harrell Jr.** did it.

Bishop The Ultimate Chess Piece

Christian Bishop is a tad undersized to play the center position, but his versatility has made him a match-up nightmare for some opponents.

For the year, Bishop is shooting 67.2 percent from the field, far ahead of the next best competitor in the BIG EAST (**Nate Watson**, 60.2 percent).

Game-by-Game Plus/Minus Chart

The plus/minus figure is a comparison of the Bluejays' points scored (plus) vs. their points allowed (minus) while a specific player is on the floor. For example, if Shereef Mitchell enters the game in the first half with Creighton trailing by three and he departs two minutes later with the Jays ahead by four, he earns a +7 for that stint. These results are tabulated for every player at the conclusion of each game, and also expressed cumulatively. Underlined totals indicate that player led team that night.

Game	Final Score	Jones	Mitchell	O'Connell	Canfield	Zegarowski	Merfeld	Bishop	Osmani	Zeil	Davis	Jefferson	Ballock	Kalkbrenner	Mahoney	Epperson	Andro'vili	Kancleris
NORTH DAKOTA STATE	W 69-58	+8	+21	INELIG	(-4)	+12	INJ	+21	(-4)	(-4)	(-4)	+1	+18	+1	DNP	(-11)	INJ	INJ
NEBRASKA-OMAHA	W 94-67	+15	+15	INELIG	(-9)	+19	INJ	+14	(-3)	(-7)	(-3)	+28	+34	+1	+19	+12	INJ	INJ
KENNESAW STATE	W 93-58	+34	+28	INELIG	(-3)	+23	INJ	+9	(-4)	(-5)	(-4)	+24	+21	+27	+21	(-1)	INJ	INJ
#5 Kansas	L 72-73	(-10)	(-13)	INELIG	DNP	+9	INJ	+3	DNP	DNP	DNP	+4	+2	(-6)	+6	DNP	INJ	INJ
NEBRASKA	W 98-74	+7	+13	INELIG	0	+12	INJ	+4	+1	0	+1	+26	+23	+6	+25	+2	INJ	INJ
MARQUETTE	L 84-89	(-5)	(-7)	INELIG	DNP	(-1)	INJ	(-10)	DNP	DNP	DNP	0	(-6)	0	(-1)	+5	INJ	INJ
St. John's	W 94-76	(-5)	+15	+9	(-3)	+7	INJ	+8	DNP	(-5)	DNP	+23	+20	+21	+9	(-9)	INJ	INJ
Connecticut	W 76-74 (OT)	0	(-6)	(-2)	DNP	+6	INJ	+5	DNP	DNP	DNP	0	+4	+3	+4	(-4)	INJ	INJ
#22 XAVIER	W 66-61	+16	+1	+6	DNP	(-1)	INJ	+12	DNP	DNP	DNP	(-5)	+4	(-9)	+1	DNP	INJ	INJ
Providence	W 67-65	+5	(-6)	(-2)	DNP	+6	DNP	+5	DNP	DNP	DNP	0	+4	(-3)	+1	DNP	NIJ	INJ
SETON HALL	W 89-53	+21	+20	+13	+1	+18	(-4)	+19	(-2)	(-4)	DNP	+26	+27	+13	+28	+4	INJ	INJ
ST. JOHN'S	W 97-79	+8	+8	+18	+2	INJ	DNP	0	DNP	DNP	DNP	+13	+7	+18	+16	DNP	INJ	INJ
Butler	L 66-70 (OT)	+8	+1	(-3)	(-6)	INJ	DNP	(-6)	DNP	DNP	DNP	(-14)	(-2)	+4	(-2)	INJ	INJ	INJ
PROVIDENCE	L 70-74	+3	(-2)	0	DNP	(-1)	DNP	(-11)	DNP	DNP	DNP	(-6)	(-5)	+6	(-4)	INJ	INJ	INJ
#23 CONNECTICUT	W 74-70	(-5)	+3	INJ	DNP	+4	DNP	+7	DNP	DNP	DNP	+13	+10	+1	+7	INJ	INJ	INJ
Seton Hall	W 85-81	(-6)	(-2)	(-6)	DNP	+9	DNP	+1	DNP	DNP	DNP	+8	+8	+12	+2	(-6)	INJ	INJ
DePaul	W 69-62	(-2)	+5	+5	DNP	+13	DNP	(-4)	DNP	DNP	DNP	+11	(-1)	+9	(-1)	DNP	INJ	INJ
GEORGETOWN	L 79-86	+2	(-3)	(-12)	DNP	(-9)	DNP	+1	DNP	DNP	DNP	+5	(-1)	(-8)	(-10)	DNP	INJ	INJ
Marquette	W 71-68	(-2)	0	+4	DNP	+4	DNP	0	DNP	DNP	DNP	+5	(-2)	+3	+3	DNP	INJ	INJ
Georgetown	W 63-48	(-6)	0	(-6)	(-2)	+14	DNP	+25	DNP	DNP	DNP	+23	+22	(-5)	+15	(-5)	INJ	INJ
#5 VILLANOVA	W 86-70	+3	+6	+2	DNP	+12	DNP	+1	DNP	DNP	DNP	+13	+17	+15	+11	DNP	INJ	INJ
DEPAUL	W 77-53	+6	+10	+2	(-3)	+25	(-1)	+24	(-1)	(-1)	(-1)	+28	+9	+6	+19	(-2)	INJ	INJ
Xavier	L 69-77	(-4)	(-14)	+3	DNP	(-2)	DNP	(-14)	DNP	DNP	DNP	(-2)	(-12)	+6	(-1)	DNP	INJ	INJ
#10 Villanova	L 60-72	0	+7	+8	DNP	(-13)	DNP	(-14)	DNP	DNP	DNP	(-14)	(-18)	+2	(-18)	DNP	INJ	INJ
BUTLER	W 93-73	(-1)	+12	(-2)	(-2)	+19	0	+12	(-1)	DNP	(-1)	+13	+19	+9	+23	0	INJ	INJ
Butler	W 87-56	+8	+16	+2	(-1)	+27	+1	+11	(-1)	+1	(-2)	+24	+22	+19	+27	+1	INJ	INJ
Connecticut	W 59-56	0	+3	+10	DNP	+3	DNP	+2	DNP	DNP	DNP	+3	+1	+1	(-8)	DNP	INJ	INJ
Georgetown	L 48-73	(-6)	INJ	(-4)	(-7)	(-18)	DNP	(-17)	DNP	0	DNP	(-27)	(-18)	(-12)	(-16)	0	INJ	INJ
TOTAL		**+92**	**+131**	**+45**	**(-37)**	**+197**	**(-4)**	**+108**	**(-15)**	**(-25)**	**(-14)**	**+223**	**+207**	**+140**	**+176**	**(-14)**	**INJ**	**INJ**

In league play only, Bishop's 65.4 percent marksmanship easily outpaced St. John's **Isaih Moore's** 60.7 percent.

Not Just A Hoops Powerhouse

Creighton is one of seven schools in the country to have a top-25 team in both volleyball and men's basketball this week.

Creighton is joined in that elite grouping by Texas, Baylor, Ohio State, Purdue, Florida State and BYU.

Creighton's 24th-ranked volleyball team is seeking a seventh straight BIG EAST title, while the Bluejays' 19th-ranked men's basketball squad starts NCAA Tournament action on Saturday in Indianapolis.

A Nice Problem To Have

Creighton continues to find ways to win when scoring 69 points or less. The Bluejays own six wins this winter when scoring 69 point or less, a figure that exceeds its total number of wins (4) in that situation during the previous four years combined.

This year is the first season since 2012-13 that Creighton has won six games in the same season when scoring 69 points or less. It hasn't happened more than six times in a year since 2010-11 (8 times).

Release, Rotation, Splash, Repeat

Creighton has made at least one three-pointer in 910 straight games. The streak is tied for the nation's 14th-longest active streak.

Creighton's last game without a three-pointer came at Illinois State on Feb. 20, 1993, when the Jays were 0-for-5. Creighton's last win without making a three-point basket came on March 3, 1991 when the Jays went 0-for-2 from three-point range in a 71-66 win over Southern Illinois in the championship game of the MVC Tournament.

Below is a list of the nation's longest active three-point streaks.

Longest Active 3-Point Streaks (3/14)

Rk.	Streak	School	Next
1.	1,129	UNLV	Season Over
2.	1,113	Duke	Season Over
3.	1,072	Arkansas	3/19
4.	1,060	Western Kentucky	3/17
5.	1,051	East Tennessee State	Season Over
6.	1,031	Oakland	Season Over
7.	1,031	Pacific	Season Over
8.	1,022	Texas	3/20
9.	969	Marshall	Season Over
10.	958	Princeton	Season Canceled
11.	956	Baylor	3/19
12.	944	Gonzaga	3/20
13.	926	Long Island	Season Over
14.	910	Mount St. Mary's	3/18
	910	***Creighton***	***3/20***
16.	899	Tennessee State	Season Over

Let It Fly

Creighton made 17-of-35 three-pointers on Jan. 27th at Seton Hall. The 17 three-pointers were tied for fifth-most in program history for a single game, and second-most ever in a road contest.

Creighton started the night by making 8-of-9 three-point shots and would also hit 6-of-8 trifectas in the final 5:22.

Creighton's Most 3-Pointers, Game

Rk.	3FG-3FGA	Opponent	Date
1.	22-37	Coe	12-20-18
2.	21-35	at #4 Villanova	01-20-14
3.	20-30	Chattanooga	02-19-05
4.	19-34	USC Upstate	12-20-17
5.	17-33	#21 Marquette	01-09-19
	17-36	Georgetown	03-04-20
	17-35	***at Seton Hall***	***01-27-21***
8.	16-30	Evansville	01-04-99
	16-27	Drake	01-08-13
	16-25	Chicago State	12-29-13
	16-26	vs. Ole Miss	11-21-16
	16-33	Alcorn State	11-12-17
	16-36	at Georgetown	01-06-18
	16-36	St. John's	01-09-21

No. 19 Bluejays

After starting the year ranked 11th in both the AP and Coaches polls, Creighton ascended into the top 10 for three weeks in the AP edition. CU is currently 19th in the AP poll and 19th in the Coaches poll.

The No. 19 AP ranking is 12 spots behind the best mark in program history, which was done on Jan. 16, 2017, March 9, 2020, March 16, 2020 and Jan. 4, 2021.

This season is the sixth time that Creighton has been ranked in the year-end AP poll, joining 2002-03 (15th), 2011-12 (19th), 2012-13 (22nd), 2013-14 (16th) and 2019-20 (7th).

This year marked the first time that Creighton has been ranked in every AP poll of the same season.

Creighton is one of six teams that have been ranked in all 24 AP polls since Feb. 3, 2020, joining Gonzaga (95), Villanova (40), Baylor (37), Houston (26) and Iowa (26). The 24 straight weeks in the rankings is the longest stretch in program history, six more than the 17-week streak done from Feb. 27, 2012 - Feb. 4, 2013.

After being ranked 30th in the inaugural NET rankings that were released on Jan. 4th, Creighton was 26th in Monday's (March 15) latest update.

Firing On All Cylinders

Creighton continues to be highly regarded by **KenPom.com**, and is currently 19th. That includes the nation's No. 14 offense, and No. 40 defense.

Creighton has not finished with a top-35 defense since 2006-07, and has not finished better than 30th since 2001-02.

Last season was the fourth different time in the last 10 seasons that Creighton has had a top-10 offense per KenPom.

Year	Off. Rating	Def. Rating	Team W-L
2010-11	66	174	23-16
2011-12	5	166	29-6
2012-13	5	66	28-8
2013-14	2	124	27-8
2014-15	59	138	14-19
2015-16	43	76	20-15
2016-17	32	46	25-10
2017-18	25	58	21-12
2018-19	47	83	20-15
2019-20	3	78	24-7
2020-21	***14***	***40***	***20-8 so far***

Moving On Up

Last year **Damien Jefferson** scored in double-figures in just 13-of-30 contests, and he finished the season averaging 9.4 points per game.

This year, the senior forward has scored in double-figures in 22-of-28 games and he's upped his average to 12.1 points per contest.

Jefferson pumped in a career-high 26 points on Jan. 20th vs. Providence, six more than his previous best.

Big Wins In The BIG EAST

Creighton never trailed in its 89-53 win over Seton Hall on Jan. 6th. The 36-point win was Creighton's second-largest ever in BIG EAST action.

The 36-point loss tied for Seton Hall's third-largest ever in league play for the charter member of the BIG EAST, and was its largest league setback since falling 99-57 vs. UConn on Feb. 11, 2006.

Creighton's Largest BIG EAST Winning Margins

Margin	Score	Date
41	at Creighton 100, St. John's 59	02/28/16
36	***at Creighton 89, Seton Hall 53***	***01/06/21***
35	Creighton 93, at DePaul 58	02/11/17
29	at Creighton 93, DePaul 64	02/15/20
28	at Creighton 88, Butler 60	01/14/14
28	Creighton 68, at #4 Villanova 68	01/20/14
25	at Creighton 82, DePaul 57	02/27/18

Major Success

Among teams in the leagues considered the "Power Five", plus the BIG EAST, Creighton has enjoyed almost more success than anyone else recently.

Creighton's 44 victories since the start of the 2019-20 season trail only Kansas and Baylor,

Best Records Since 2019-20 (through 3/14)

(Power 5 Conferences + BIG EAST)

Team	2019-20	2020-21	Total
Baylor	26-4	22-2	48-6
Kansas	28-3	20-8	48-11
Creighton	***24-7***	***20-8***	***44-15***
Oregon	24-7	20-6	44-13
Illinois	21-10	23-6	44-16
USC	22-9	22-7	44-16
Colorado	21-11	22-8	43-19

Zegarowski Earns National Honor

NCAA.com correspondent **Andy Katz** named Creighton guard **Marcus Zegarowski** as his National Player of the Week on Feb. 15th.

The junior averaged 17.0 points, 4.5 rebounds and 4.5 assists as Creighton picked up double-digit wins vs. Georgetown and No. 5 Villanova.

Zegarowski opened his week with nine points, six rebounds, and four assists as Creighton defeated Georgetown on the road, 63-48. He also had two of Creighton's school-record 19 steals in the triumph.

Zegarowski finished his week with a season-high 25 points in Creighton's 86-70 victory vs. No. 5 Villanova and added five assists and three rebounds. He made 10-of-18 field goal attempts in the victory, and his 17 points in the first half matched the most by a Bluejay all season before intermission.

Big Deficits, No Big Deal

Creighton owns 23 victories since the start of the 2010-11 season after trailing by double-figures at some point, including three this season. Twelve of those 23 comebacks have come away from home.

Creighton's comeback from 16 points down at Seton Hall on Jan. 27th was its largest since trailing by 18 vs. No. 18 Oklahoma on Nov. 19, 2014.

In that Seton Hall game Creighton trailed 68-52 with 10:40 to play before rallying to win thanks to a 33-13 run. It was the first time that Creighton overcame a 10-point halftime deficit to win since trailing 35-24 vs. No. 18 Oklahoma on Nov. 19, 2014, and the first road win after trailing by 10 or more points at halftime since overcoming a 32-21 margin at half in a 65-59 win at Missouri State on Feb. 24, 2009.

If you're curious, CU's largest comeback win since 2000 came on Jan. 28, 2006, when the Jays trailed 25-6 early before rallying to beat Wichita State.

CU's Double-Digit Comebacks Since 2010-11

Deficit	Opponent	Date
18	#18 Oklahoma	11/19/14
17	at San Diego State	11/30/11
16	at Evansville	02/16/13
16	***at Seton Hall***	***01/27/21***
14	Evansville	02/21/12
13	at Saint Joseph's	11/16/13
13	Xavier	01/12/14
13	***#22 Xavier***	***12/23/20***
12	Saint Joseph's	12/11/10
12	at DePaul	01/17/16
12	East Tennessee State	11/11/18
11	at Wichita State	12/31/11
11	Northern Iowa	01/10/12
11	vs. Alabama	03/16/12
11	vs. Ole Miss	11/21/16
11	***vs. Connecticut***	***03/12/21***
10	UAB	11/14/12
10	vs. Drake	03/02/12
10	at Nebraska	12/07/14
10	South Dakota	12/09/14
10	St. John's	01/03/18
10	at DePaul	02/07/18
10	Bemidji State	02/13/18

Ballock Nears 1,300; Zegarowski Not Far Behind

Mitch Ballock owns 1,281 career points after surpassing the 1,000 point mark on Nov. 29 vs. North Dakota State in CU's season-opener, which was also his 100th career game.

Ballock entered last season's BIG EAST Tournament with 996 points and scored nine points in the first half vs. St. John's on March 12th, but those points were erased when the game was abandoned at halftime.

Marcus Zegarowski became the 44th Bluejay in school history to surpass 1,000 career points on Jan. 20 vs. Providence when he scored 17 points. Zegarowski needed 75 games to reach the milestone. He owns 1,237 career points.

Games To 1,000 Points, Last 19 Bluejays

Name	CU Games to 1,000 pts.	Date
Marcus Zegarowski	***75***	***01/20/21***
Mitch Ballock	***100***	***11/29/20***
Ty-Shon Alexander	85	01/15/20
Khyri Thomas	94	02/10/18
Marcus Foster	54	01/17/18
Austin Chatman	138	03/11/15
Ethan Wragge	132	01/18/14
Gregory Echenique	101	03/24/13
Doug McDermott	57	01/15/12
Antoine Young	115	12/10/11
Kenny Lawson Jr.	108	11/21/10
P'Allen Stinnett	86	01/16/10
Dane Watts	115	01/22/08
Anthony Tolliver	124	03/16/07
Johnny Mathies	91	03/03/06
Nate Funk	92	02/28/05
Kyle Korver	81	01/30/02
Ben Walker	105	01/06/01
Ryan Sears	97	12/01/00
Rodney Buford	59	03/01/97

Most Career Points, Creighton History

Rank	Pts.	Name	Years
1.	3,150	Doug McDermott	2010-14
2.	2,116	Rodney Buford	1995-99
3.	2,110	Bob Harstad	1987-91
4.	1,983	Chad Gallagher	1987-91
5.	1,876	Bob Portman	1966-69
6.	1,801	Kyle Korver	1999-03
7.	1,754	Nate Funk	2002-07
8.	1,682	Rick Apke	1974-78
9.	1,661	Paul Silas	1961-64
10.	1,654	Vernon Moore	1981-85
11.	1,575	Benoit Benjamin	1982-85
12.	1,526	John C. Johnson	1975-79
13.	1,500	Kevin McKenna	1977-81
14.	1,437	Eddie Cole	1951-55
15.	1,369	Gene Harmon	1971-74
16.	1,361	Duan Cole	1987-92
17.	1,342	Antoine Young	2008-12
18.	1,313	Kenny Lawson Jr.	2006-11
19.	1,309	Ryan Sears	1997-01
20.	1,303	Elton Tuttle	1951-54
21.	1,292	Marcus Foster	2016-18
22.	***1,281***	***Mitch Ballock***	***2017-Pres.***
23.	1,272	Bob Gibson	1954-57
24.	1,267	Wally Anderzunas	1965-67, 1968-69
25.	1,254	Gary Swain	1983-87
26.	1,241	Ty-Shon Alexander	2017-20
27.	1,238	Ben Walker	1997-01
28.	***1,237***	***Marcus Zegarowski***	***2018-Pres.***
29.	1,196	Ray Yost	1951-54
30.	1,172	Dick Harvey	1956-59

Are You Experienced?

Year after year, one common theme to success in college basketball is to have veteran players. This year's Creighton team is full of experienced players.

CU's starting five features two juniors and three seniors who have combined for 20 years of college experience. They've combined for 4,522 career points at Creighton, and 5,766 career points if you add in Mahoney and Jefferson's points at their previous stops.

Off the bench, **Alex O'Connell** and **Jacob Epperson** are in their fourth college campaign, **Antwann Jones** in his third year and **Shereef Mitchell** in his second season. Of the regular Bluejay rotation, only **Ryan Kalkbrenner** is a freshman.

On March 20th, Creighton's potential starting five (**Mitch Ballock**, **Christian Bishop**, **Damien Jefferson**, **Denzel Mahoney** and **Marcus Zegarowski**) will be a collective 41,136 days old. By comparison, the starting line-up used by the Chicago Bulls in its first four games this season (**Wendell Carter Jr.**, **Zach Lavine**, **Lauri Markkanen**, **Coby White** and **Patrick Williams**) will be a combined 41,187 days old on March 20th.

High-Powered Offense

Creighton has pumped in 93 or more points in six games this season, one of 10 teams in the country (with Iowa, Gonzaga, Baylor, The Citadel, Eastern

2020-21 Creighton's Top Performances

Points

32, Marcus Zegarowski vs. Butler, 3/6
29, Denzel Mahoney at Butler (OT), 1/16
29, Mitch Ballock at Seton Hall, 1/27
26, Mitch Ballock vs. Marquette, 12/14
26, Damien Jefferson vs. Providence, 1/20
25, Marcus Zegarowski vs. #5 Villanova, 2/13

Rebounds

13, Denzel Mahoney at UConn (OT), 12/20
12, Damien Jefferson vs. UConn, 3/12
10, Christian Bishop at St. John's, 12/17
10, Damien Jefferson at St. John's, 12/17
10, Christian Bishop vs. Georgetown, 2/3
10, Christian Bishop vs. #5 Villanova, 2/13
10, Damien Jefferson vs. #5 Villanova, 2/13
10, Christian Bishop vs. Butler, 3/6

Field Goals

11, Mitch Ballock at Seton Hall, 1/27
10, Denzel Mahoney at Butler (OT), 1/16
10, Marcus Zegarowski vs. #5 Villanova, 2/13
10, Marcus Zegarowski vs. Butler, 3/6

3-Point Field Goals

8, Mitch Ballock vs. Marquette, 12/14
7, Mitch Ballock at Seton Hall, 1/27
6, Marcus Zegarowski at St. John's, 12/17
6, Marcus Zegarowski at Providence, 1/2
6, Mitch Ballock vs. #5 Villanova, 2/13

Free Throws

7, Antwann Jones vs. Kennesaw State, 12/4
7, Denzel Mahoney vs. Marquette, 12/14
7, Damien Jefferson vs. Providence, 1/20
7, Damien Jefferson vs. #23 Connecticut, 1/23
7, Marcus Zegarowski vs. Butler, 3/6

Assists

11, Marcus Zegarowski vs. Omaha, 12/1
10, Marcus Zegarowski at Xavier, 2/27
8, Damien Jefferson at St. John's, 12/17
6, Marcus Zegarowski vs. North Dakota State, 11/29
6, Marcus Zegarowski vs. Georgetown, 2/3
6, Damien Jefferson at Marquette, 2/6
6, Mitch Ballock vs. Butler, 3/6

Steals

6, Damien Jefferson at Providence, 1/2
4, Marcus Zegarowski vs. Nebraska, 12/11
4, Mitch Ballock vs. Nebraska, 12/11
4, Damien Jefferson vs. Seton Hall, 1/6
4, Mitch Ballock at Georgetown, 2/9
4, Denzel Mahoney at Georgetown, 2/9

Blocked Shots

4, Ryan Kalkbrenner at Providence, 1/2
4, Ryan Kalkbrenner vs. St. John's, 1/9
4, Christian Bishop at Butler (OT), 1/16

Kentucky, Sam Houston State, Southern Utah, Oral Roberts and McNeese State) who can say that. Last year's BIG EAST champion squad only cracked the 93-point barrier three times all season.

Creighton is 48-3 in since 2010-11 when scoring 93 points or more. The nation's only teams to score 93+ more than 51 times since 2010-11 are Gonzaga (71), North Carolina (69) and Belmont (52).

By comparison, McDermott's teams scored 93+ points just once in his four seasons at Iowa State (96 on 11/22/09 vs. Mississippi Valley State), and also just once in five years at Northern Iowa (99 on 12/1/04 vs. Iowa State).

They Scored How Many?

Creighton put up 56 points in the first half on Jan. 9 vs. St. John's, its highest output before intermission in a league game since joining the BIG EAST.

After a total of eight halves of 52 points or more in its first seven years in the league, Creighton scored 52 points or more in three different halves this BIG EAST season.

Creighton's Highest Scoring BIG EAST Halves

Points	Opponent (Half)	Date
56	Xavier (2nd)	01/12/14
56	***St. John's (1st)***	***01/09/21***
54	at #4 Villanova (1st)	01/20/14
54	Marquette (2nd)	01/21/17
54	at DePaul (2nd)	02/11/17
53	Butler (1st)	01/14/14
53	St. John's (1st)	02/28/16
53	#23 Seton Hall (1st)	12/28/17
53	Marquette (1st)	02/17/18
53	***at St. John's (2nd)***	***12/17/20***
52	***Seton Hall (2nd)***	***01/09/21***
51	#6 Villanova (1st)	02/16/14
51	DePaul (2nd)	02/15/20
50	#6 Villanova (1st)	02/16/14
50	Seton Hall (1st)	12/28/16
50	at Georgetown (2nd)	01/21/19
50	DePaul (2nd)	03/09/19

Numbers Never Lie (Unless they Do)

Need some other random figures to watch?

Creighton is 17-1 all-time when **Marcus Zegarowski** has 19 or more points, 7-1 when he has eight or more assists and 29-6 when he makes three or more three-pointers.

Creighton is 15-2 all-time when **Mitch Ballock** scores 17 or more points, 11-0 when he has six or more assists and 12-0 when he makes three or more free throws.

Creighton is 19-6 all-time when **Christian Bishop** has seven or more rebounds.

Finally, Creighton is also 21-3 when **Shereef Mitchell** grabs two or more rebounds, and also 20-4 when he dishes multiple assists.

Balance Is Big

All five Creighton starters are averaging 10.2 points or more this season, and the Bluejays have had at least five men score in double-digits in six contests overall.

Creighton has won 19 games in a row when five or more players score 10 or more points.

Nine different players have scored 10 or more points in a game this season, a list that doesn't include **Jacob Epperson**. Epperson's done it four times as a Bluejay in 2017-18 or 2018-19.

In the last 5:01 of play at UConn, Creighton had 12 points, with each starter scoring either two or three points.

In league play, all five Bluejay starters averaged 10.6 points per game or more.

CHI Health Center Omaha Success

Creighton has played 308 regular and postseason contests at CHI Health Center Omaha all-time in the 18-year-old facility.

The Bluejays own a 254-54 (.825) record all-time at the facility, and have never lost there on a Friday (21-0).

Creighton's Nov. 25, 2017 win over SIU Edwardsville was the program's 200th at the facility, coming in its 242nd home game. CU's 100th win came on Nov. 17, 2010, a 63-58 win over Louisiana.

Creighton has outscored its opponents 24,184-20,244 in games at CHI Health Center Omaha, an average margin of 12.79 points per game. Creighton has not trailed 85 different times.

Creighton is also 29-33 all-time in the 62 games at the arena in which it's fallen behind by double-figures at any point, 7-11 when down by 10+ points at halftime in the facility, and 35-27 when trailing at halftime at CHI Health Center Omaha.

Creighton is 157-36 (.813) at CHI Health Center Omaha since 2010-11 and hasn't trailed in 60 of those games. In that same span, CU owns an 87-6 home record vs. non-conference teams.

Factor in a 17-0 home mark at the Omaha Civic Auditorium in 2002-03 and two wins at the Civic in the 2010 CIT, and the Bluejays are 273-54 (.835) at home since the start of the 2002-03 campaign.

Dame Time

Damien Jefferson came two assists shy of producing Creighton's first traditional triple-double when he posted 10 points, 10 rebounds and eight assists on Thursday at St. John's.

His performance made him the only Creighton player in the last 34 seasons with at least 10 points, 10 rebounds and eight or more assists in the same game.

Creighton has had only three triple-doubles in program history, but all three were of the points/rebounds/blocks variety by **Benoit Benjamin**.

Jefferson is just the second Bluejay player with a game of at least eight points, rebounds and assists in the last 11 seasons. **Khyri Thomas** had 16 points, eight rebounds and eight assists vs. DePaul on Feb. 27, 2018.

Here's a list of Creighton players with at least 7+ points, 7+ rebounds and 7+ assists in the same game since 1987-88.

7+ Point, 7+ Rebound, 7+ Assist Games, Since 1987-88

Pts.	Reb.	Ast.	Name	Date
16	9	7	Mike Amos	1/30/1993
24	11	7	Rodney Buford	11/18/1998
25	8	8	Ryan Sears	1/8/2000
9	7	10	Grant Gibbs	12/19/2011
12	10	7	Grant Gibbs	1/13/2012
12	7	9	Austin Chatman	11/11/2013
9	7	7	Austin Chatman	1/25/2014
7	9	7	Khyri Thomas	12/9/2015
16	8	7	Maurice Watson Jr.	1/26/2016
14	12	7	Khyri Thomas	2/28/2017
16	8	8	Khyri Thomas	2/27/2018
10	***10***	***8***	***Damien Jefferson***	***12/17/2020***

Big Ryan's Big Night

Freshman center **Ryan Kalkbrenner** had a season-high 15 points in just 16 minutes of work on Dec. 17 at St. John's, including four baskets in a three-minute span during the decisive 22-4 second half run.

For the season, Kalkbrenner has averaged 6.4 points, 3.7 rebounds and 1.3 blocked shots while playing just 13.0 minutes per game. Kalkbrenner ranks fifth nationally among freshmen with 37 blocked shots, and first in the BIG EAST among classmates.

Creighton is 14-3 when he has a blocked shot (6-5 when he doesn't), 20-5 when he scores a field goal (0-3 when he doesn't) and 7-0 when he scores in double-figures (13-8 when he doesn't).

Kalkbrenner became CU's first true freshman since **Benoit Benjamin** (1982-83) to have a blocked shot in each of CU's first three games of the season.

Creighton is 20-5 this year when he makes a field goal, and 0-3 when he does not. The Bluejays are also 14-4 when he blocks a shot, and 6-4 when he does not. Finally, CU is 7-0 when Kalkbrenner scores 10 or more points (13-8 when he doesn't).

3's Are Falling

Creighton is tied for sixth in the country with seven different games of 13 three-pointers this year. Among power conference teams, no one has done it more.

Creighton has three of the six players in the BIG EAST with 59 or more three-pointers made, with **Mitch Ballock** (72) leading the way, two more than **Marcus Zegarowski** (70) and 13 ahead of **Denzel Mahoney** (59). **Julian Champagnie** (St. John's) has made 60, and **Jair Bolden** (Butler) has made 65.

O'Connell Makes Creighton Debut

A vote by the NCAA Division I Council on Dec. 16 made **Alex O'Connell** immediately eligible. He made his debut one day later at St. John's with six points, two rebounds a steal, and an assist in 12 minutes of action.

A senior guard from Roswell, Ga., O'Connell had not played in Creighton's first six games this season while sitting out after an off-season transfer from Duke University. He had been awaiting a ruling on a waiver that Creighton had filed on his behalf with the NCAA.

While at Duke, O'Connell appeared in 101 games, including 14 starts. He contributed 431 points and 182 rebounds for the Blue Devils with single-game highs of 20 points, seven rebounds and four steals.

Though a senior, O'Connell will also be eligible to return to Creighton for the 2021-22 season as a result of a previous NCAA decision that indicated winter sport student-athletes who compete during 2020-21 in Division I will receive both an additional season of competition and an additional year in which to complete it.

Creighton is 16-5 since O'Connell became eligible.

Preseason Acclaim

Junior guard **Marcus Zegarowski** was named Preseason BIG EAST Player of the Year on Oct. 28th. In addition, senior guard **Mitch Ballock** was also

voted as a Preseason Second Team All-BIG EAST performer in the annual survey of league coaches.

The Bluejays, along with Kansas, are one of six schools with a Watch List candidate for both the **Bob Cousy** and **Jerry West** Awards, joining Baylor (**MaCio Teague** & **Jared Butler**), Florida State (**MJ Walker** & **Scottie Barnes**), Gonzaga (**Joel Ayayi** & **Jalen Suggs**), Kansas (**Ochai Agbaji** & **Marcus Garrett**) and Villanova (**Justin Moore** & **Collin Gillespie**).

Zegarowski is Creighton's second player ever named Preseason BIG EAST Player of the Year, joining **Doug McDermott** (2013-14). McDermott would go on to win BIG EAST Player of the Year honors, as well as 14 National Player of the Year accolades, at season's end.

In addition, both men have been recognized among the best in the nation at their position. Zegarowski is one of 20 players on the Preseason Watch List for the **Bob Cousy** Point Guard of the Year Award, and Ballock one of 20 players on the Preseason Watch List for the **Jerry West** Shooting Guard of the Year Award.

Home Run

Since the start of the 2010-11 season, Creighton is averaging 81.30 points per home game (15,690 points in 193 home games), a figure that climbs to 85.14 points in non-conference home games (7,918 points in 93 home games).

Creighton is 122-6 all-time at CHI Health Center Omaha when scoring 80 or points.

Jays Mourn Loss Of Two Greats

Two prominent members of the Creighton Basketball family passed away in the off-season, as **Eddie Sutton** died on May 23rd and **Bob Gibson** lost his battle with pancreatic cancer a few months later on October 2nd. Both men were 84.

Sutton went 82-50 as Creighton's head coach and athletic director between 1969-74. His 806-329 overall mark in 37 years of coaching ranks 11th on the all-time Division I wins list. In April he was announced as part of the Class of 2020 that will be enshrined into the Naismith Memorial Basketball Hall of Fame -- part of a group that also contains **Tim Duncan**, **Kevin Garnett** and **Kobe Bryant**. However, COVID-19 has pushed that induction ceremony back to 2021.

Gibson starred in both baseball and basketball with the Bluejays from 1954-57, finishing his college career third with 1,272 career points (he's currently 22nd). He remains in the top-five in CU history in free throws made (418), free throw attempts (575) and scoring average (20.19 ppg.), and his No. 45 basketball jersey is retired. He would play a year with the Harlem Globetrotters before joining the St. Louis Cardinals organization full-time. Gibson is a member of the Hall of Fame's for Creighton Athletics (1968 induction), Missouri Valley Conference (2005) and St. Louis Cardinals (2014), and was honored with a spot on Major League Baseball's All-Century Team in 1999. Gibson was named the best athlete in state history by the *Omaha World-Herald* in both 2005 and 2015, one spot ahead of **Gale Sayers**. Tragically, Sayers died nine days before Gibson.

Preseason BIG EAST Poll

Creighton was picked second in the preseason BIG EAST Conference poll that was selected via a vote of league coaches.

Villanova earned 9-of-11 first place votes to top the poll with 99 points, just ahead of Creighton's two first place votes and 91 overall points. Third in the poll was Providence (79), who was just ahead of UConn (69), Seton Hall (67) and Marquette (50).

Rounding out the bottom half of the poll were Xavier (47) in seventh place, Butler (37), St. John's (33), DePaul (20) and Georgetown (13).

Seton Hall edged Villanova by one point to be named league favorites for the first time since 1992-93, as both the Pirates and Wildcats garnered five first place votes.

Xavier was third, with Marquette and Providence tying for fourth place. Georgetown was tabbed sixth, just ahead of Creighton, while Butler, St. John's and DePaul round out the poll.

Creighton's **Marcus Zegarowski** was tabbed Preseason BIG EAST Player of the Year, and was joined on the Preseason All-BIG EAST team by **Charlie Moore** (DePaul), **David Duke** (Providence), **Sandro Mamukelashvili** (Seton Hall), **Collin Gillespie** (Villanova) and **Jeremiah Robinson-Earl** (Villanova).

Creighton has met or exceeded its preseason BIG EAST prognostication every year since joining the league, as seen below:

Creighton's BIG EAST Preseason Poll History

Year	Preseason	Actual	Preseason All-BIG EAST
2013-14	3rd	2nd	Doug McDermott (1st)
2014-15	9th	T-9th	-
2015-16	9th	6th	-
2016-17	3rd	T-3rd	Maurice Watson Jr. (1st); Marcus Foster (HM)
2017-18	5th	T-3rd	Marcus Foster (1st); Khyri Thomas (HM)
2018-19	9th	T-3rd	Martin Krampelj (HM)
2019-20	7th	T-1st	Ty-Shon Alexander (1st)
2020-21	***2nd***	***2nd***	***Marcus Zegarowski (1st); Mitch Ballock (2nd)***

#ProJays

Creighton has three players in the NBA this season, **Doug McDermott** (Indiana Pacers), **Ty-Shon Alexander** (Phoenix Suns) and **Justin Patton** (Houston Rockets).

Including 2020-21, Creighton has now had an NBA player in 37 of the last 38 years.

McDermott is in his seventh season in the NBA, and third with the Indiana Pacers. He averaged a career-high 10.3 points per game last season and is the only player in the NBA to rank in the top-20 in three-point percentage each of the previous three seasons. This year he's averaging 13.4 points and 4.0 rebounds per game.

Alexander bypassed his senior season to turn pro. After going undrafted, he signed a two-way contract with the Phoenix Suns. He made his NBA debut on December 27th.

Patton was in the G-League with the Westchester Knicks but recently signed a 2-way contract and was called up by the Houston Rockets. He made his first career NBA start on Feb. 28th and scored a then-career-high 10 points. He's averaging 6.8 points and 4.6 rebounds per game.

In addition, three other Bluejays played in the NBA last season but are currently in the G-League or unsigned...**Kyle Korver**, **Anthony Tolliver** and **Khyri Thomas**.

McDermott Ranks Second On CU Wins List

Greg McDermott currently has 250 victories at Creighton, good for second place on CU's all-time wins list.

McDermott's .668 winning percentage is Creighton's best since **Arthur A. Schabinger's** .714 win rate more 80 years ago.

Below is a list of the most victorious Creighton coaches in program history.

Most Coaching Wins, Creighton History

Rk.	W-L	Name	Years
1.	327-176	Dana Altman	1994-2010
2.	***250-124***	***Greg McDermott***	***2010-Pres.***
3.	165-66	Arthur A. Schabinger	1922-1935
4.	138-118	John J. "Red" McManus	1959-1969
5.	130-64	Tom Apke	1974-1981

Triple Trouble

During Creighton's current streak of 910 straight games with a three-pointer, the Jays have drained 7,200 trifectas, an average of 7.91 treys per game.

That's not surprising since during the streak, Creighton has made exactly 7 three-pointers 136 times, more than any figure.

Only four times in the streak has Creighton made just one three-pointer, but on 260 occasions the Bluejays have made 10 or more trifectas, including three games of 20 or more.

Creighton has also made at least one three-pointer before halftime in 281 consecutive contests (since 0-7 at Drake on 1/23/13).

Since the start of the 2019-20 season, the Bluejays are 35-6 when making eight or more three-pointers, compared to a 7-8 mark when making seven treys or fewer.

Team 3FG Made During Creighton's 3-Point Streak

1: 4 times	2: 15 times	3: 31 times
4: 71 times	5: 96 times	6: 95 times
7: 136 times	8: 115 times	9: 87 times
10: 76 times	11: 52 times	12: 49 times
13: 44 times	14: 18 times	15: 7 times
16: 7 times	17: 3 times	19: 1 time
20: 1 time	21: 1 time	22: 1 time

Among The Nation's Best

Below is where Creighton ranks nationally since the start of the 2010-11 season, per **Basketball-Reference.com**.

2010-11 through March 14, 2021

Category	CU Stat	CU Rank
3FG Percentage	.384	2nd
3FG Made	3,368	2nd
FG Percentage	.480	3rd
Assists	6,074	4th
FG Made	10,263	8th
Wins	251	28th
Winning Percentage	.669	33rd

Getting Votes A Good Sign

Creighton was ranked 11th in the *Associated Press* preseason poll.

It's the sixth time that Creighton has picked up votes in the preseason poll since 2010-11. Five times when that happened, the Bluejays would finish top three in the league, reach the finals of the conference tournament, and play in the NCAA Tournament. Last year's team shared the BIG EAST title before the Conference and NCAA Tournaments were canceled.

Preseason Poll Votes Since 2010-11

Year	Preseason Rank	League Finish	NCAA's?
2011-12	34th	2nd, MVC	Yes
2012-13	16th	1st, MVC	Yes
2013-14	27th	2nd, BIG EAST	Yes
2016-17	22nd	T-3rd, BIG EAST	Yes
2019-20	40th	T-1st; BIG EAST	No Tourney
2020-21	***11th***	***2nd, BIG EAST***	***Yes***

What Does #11 Mean?

Creighton was ranked 11th in the preseason *Associated Press* poll. Below is a listing of how teams ranked 11th in the preseason have done since 1999-2000.

Year	School	Year-End Rank*	NCAA's (Wins)
2020-21:	***Creighton***	***19***	***Yes (TBD)***
2019-20:	Virginia	16	Tourney Canceled
2018-19:	Kansas State	15	Yes (0)
2017-18:	West Virginia	14	Yes (2)
2016-17:	Indiana	NR	No (0)
2015-16:	Gonzaga	21	Yes (2)
2014-15:	Wichita State	14	Yes (2)
2013-14:	Ohio State	22	Yes (0)
2012-13:	North Carolina	NR	Yes (1)
2011-12:	Memphis	NR	Yes (0)
2010-11:	Kentucky	11	Yes (4)
2009-10:	Butler	11	Yes (5)
2008-09:	Purdue	17	Yes (2)
2007-08:	Marquette	25	Yes (1)
2006-07:	Alabama	NR	No (0)
2005-06:	Boston College	7	Yes (2)
2004-05:	Duke	3	Yes (2)
2003-04:	Kentucky	2	Yes (1)
2002-03:	Oregon	NR	Yes (0)
2001-02:	Virginia	NR	No (0)
2000-01:	Florida	8	Yes (1)
1999-00:	Kansas	NR	Yes (1)

**based on final poll before NCAA Tournament*

Torn ACL's End Two Seasons Early

Creighton will be without **Rati Andronikashvili** and **Modestas Kancleris** during the 2020-21 season after both men tore the anterior cruciate ligaments in their left knee three days apart during practices in early November.

Andronikashvili was injured on Nov. 1, with Kancleris three days last on Nov. 4. The two men, who are roommates, hail from the countries of Georgia and Lithuania, respectively.

The Last Time It Happened...

CREIGHTON INDIVIDUALS

SCORING

Scored 25+ points - Marcus Zegarowski (32) vs. Butler, 3/6/21
Scored 30+ points - Marcus Zegarowski (32) vs. Butler, 3/6/21
Scored 35+ points -Mitch Ballock (39) vs. DePaul, 3/9/19
Scored 40+ points - Doug McDermott (45) vs. Providence, 3/8/14
Scored 45+ points - Doug McDermott (45) vs. Providence, 3/8/14
Scored 50+ points - Bob Portman (51) vs. Wisconsin-Milwaukee, 12/16/67
Two players had 20+ points - Marcus Zegarowski (25) & Mitch Ballock (20) vs. #5 Villanova, 2/13/21
Three players had 20+ points - Doug McDermott (31), Antoine Young (22) & Josh Jones (21) vs. Davidson, 3/21/11
Two players had 25+ points - P'Allen Stinnett (30) & Booker Woodfox (29) vs. New Mexico, 11/16/08
Two players had 30+ points - Benoit Benjamin (45) & Vernon Moore (30), Indiana State, 1/19/85
Scored 20+ points in three straight games - Marcus Zegarowski (3), Dec. 7-17, 2019
Scored 20+ points in four straight games - Marcus Foster (7), Jan. 16 - Feb. 10, 2018
Scored 20+ points in five straight games - Marcus Foster (7), Jan. 16 - Feb. 10, 2018
Scored 20+ points in six straight games - Marcus Foster (7), Jan. 16 - Feb. 10, 2018
Scored 20+ points in seven straight games - Marcus Foster (7), Jan. 16 - Feb. 10, 2018
Scored 20+ points in eight straight games - Doug McDermott (14), Jan. 25 - March 21, 2014
Scored 20+ points in 10 straight games - Doug McDermott (14), Jan. 25 - March 21, 2014
Scored 25+ points in five straight games - Doug McDermott (5), March 8 - 21, 2014
Scored 30+ points in two straight games - Doug McDermott (3), March 8 - 14, 2014
Scored 30+ points in three straight games - Doug McDermott (3), March 8 - 14, 2014
Scored 40+ points in two straight games - Benoit Benjamin (2), Jan. 17-19, 1985
20+ points, half - Denzel Mahoney (29) at Butler (OT), 1/16/21 (2nd half & OT)
30+ points, half - Doug McDermott (31) at Bradley, 1/7/12 (2nd half)
Two players had 20+ points, same half - P'Allen Stinnett (21) & Booker Woodfox (23) vs. New Mexico, 11/16/08 (2nd half)
Scored in double figures in 15+ straight games - Ty-Shon Alexander (15), Jan. 11-March 7, 2020
Scored in double figures in 20+ straight games - Marcus Foster (33), Jan. 14, 2017 - Jan. 3, 2018
Scored in double figures in 25+ straight games - Marcus Foster (33), Jan. 14, 2017 - Jan. 3, 2018
Scored in double figures in 30+ straight games - Marcus Foster (33), Jan. 14, 2017 - Jan. 3, 2018
Scored in double figures in 35+ straight games - Doug McDermott (37), April 1, 2011 - Nov. 9, 2012
All five starters scored in double figures - Denzel Mahoney (24), Mitch Ballock (14), Damien Jefferson (11), Shereef Mitchell (10), Christian Bishop (10) vs. St. John's, 1/9/21
5+ players scored in double figures - Denzel Mahoney (24),Alex O'Connell (16), Mitch Ballock (14), Damien Jefferson (11), Shereef Mitchell (10), Christian Bishop (10) vs. St. John's, 1/9/21
6+ players scored in double figures - -Denzel Mahoney (24),Alex O'Connell (16), Mitch Ballock (14), Damien Jefferson (11), Shereef Mitchell (10), Christian Bishop (10) vs. St. John's, 1/9/21
7+ players scored in double figures - Cole Huff (20), Khyri Thomas (16), Marcus Foster (15), Maurice Watson Jr. (13), Isaiah Zierden (12), Zach Hanson (11), Justin Patton (10) vs. North Carolina State, 11/20/16
Five players with 15+ or more points - Doug McDermott (18), Jahenns Manigat (17), Gregory Echenique (15), Antoine Young (15), Ethan Wragge (15) at Southern Illinois, 2/14/12

DOUBLE-DOUBLES

Double-double -Damien Jefferson (14 pts., 12 reb.) vs. Connecticut, 3/12/21
Triple-double - Benoit Benjamin (29 pts., 12 reb., 12 blk.) at Bradley, 2/2/85
Double-double by a freshman - Justin Patton (11 pts., 11 reb.) at DePaul, 2/11/17
20-point, 10-assist game - Maurice Watson Jr. (21 pts., 10 ast.) vs. Seton Hall, 12/28/16
20-point, 10-rebound game - Martin Krampelj (23 pts., 10 reb.) vs. DePaul, 3/9/19
30-point, 10-rebound game - Doug McDermott (30 pts., 12 reb.) vs. Louisiana, 3/21/14
20+ points, 20+ rebound game - Bob Harstad (24 pts., 20 reb.) at Southern Illinois, 1/23/89
Back-to-back 20-point, 10-rebound games - Doug McDermott, March 1 - 4, 2014
Double-double in points and assists - Marcus Zegarowski (15 pts., 10 ast.) at Xavier, 2/27/21
Double-double in points and blocks - Benoit Benjamin (29 pts., 12 blk.) at Bradley, 2/2/85
Double-double in points and steals - Never
Double-double in 2+ consecutive games - Martin Krampelj (2), March 6-9, 2019
Double-double in 3+ consecutive games - Martin Krampelj (3), Jan. 3-10, 2018
Double-double in 5+ consecutive games - Benoit Benjamin (28), March 15, 1984 - Feb. 16, 1985
Two players record double-doubles - Christian Bishop (16 pts., 10 reb.) & Damien Jefferson (10 pts., 10 reb.) vs. #5 Villanova, 2/13/21

FIELD GOALS

Made 15+ FG in a game - Doug McDermott (17) vs. Providence, 3/8/14
Made 18+ FG in a game - Doug McDermott (18) at Bradley, 1/7/12
Attempted 20+ FG in a game - Denzel Mahoney (22) at Butler (OT), 1/16/21
Attempted 25+ FG in a game - Marcus Foster (25) vs. #5 Xavier, 2/10/18

THREE-POINTERS

Made 6+ 3-pointers in a game - Mitch Ballock (6) vs. #5 Villanova, 2/13/21
Made 7+ 3-pointers in a game - Mitch Ballock (7) at Seton Hall, 1/27/21
Made 8+ 3-pointers in a game - Mitch Ballock (8) vs. Marquette, 12/14/20
Made 9+ 3-pointers in a game - Mitch Ballock (11) vs. DePaul, 3/9/19
Made 10+ 3-pointers in a game - Mitch Ballock (11) vs. DePaul, 3/9/19
Attempted 10+ 3-pointers in a game - Denzel Mahoney (10) vs. Georgetown, 3/13/21
Attempted 15+ 3-pointers in a game - Ty-Shon Alexander (15) vs. Villanova, 1/13/19
Made a 3-pointer in 15+ straight games - Marcus Zegarowski (20), Dec. 17, 2020 - Present
Made a 3-pointer in 20+ straight games - Marcus Zegarowski (20), Dec. 17, 2020 - Present
Made a 3-pointer in 25+ straight games - Ty-Shon Alexander (33), Feb. 27, 2018 - March 6, 2019
Made a 3-pointer in 30+ straight games - Ty-Shon Alexander (33), Feb. 27, 2018 - March 6, 2019
Made two 3-pointers in 10+ straight games - Ty-Shon Alexander (11), Jan. 26 - March 7, 2020
Made 5+ 3-pointers in 3+ straight games - Kyle Korver (4), Nov. 17-26, 2002
Made 5+ 3-pointers in 4+ straight games - Kyle Korver (4), Nov. 17-26, 2002

FREE THROWS

Made 10+ FT in a game - Ty-Shon Alexander (10) vs. Xavier, 1/26/20
Made 15+ FT in a game - Nate Funk (15) vs. Dayton, 11/26/05
Attempted 15+ FT in a game - Austin Chatman (16) vs. South Dakota, 12/9/14
Attempted 20+ FT in a game - Bob Harstad (20) vs. Morgan State, 11/22/89

REBOUNDS

10+ rebounds - Damien Jefferson (12) vs. Connecticut, 3/12/21
15+ rebounds - Ronnie Harrell Jr. (15) vs. #23 UCLA, 11/20/17
20+ rebounds - Bob Harstad (20) at Southern Illinois, 1/23/89
25+ rebounds - Paul Silas (27) vs. Oklahoma City, 3/9/64
30+ rebounds - Paul Silas (36) vs. Marquette, 1/23/64
35+ rebounds - Paul Silas (36) vs. Marquette, 1/23/64
10+ rebounds in three consecutive games - Martin Krampelj (3), Jan. 3-10, 2018
10+ rebounds in four consecutive games - Gregory Echenique (4), Jan. 7-15, 2012
Two players had 10+ rebounds - Christian Bishop (10) & Damien Jefferson (10) vs. #5 Villanova, 2/13/21

ASSISTS

10+ assists - Marcus Zegarowski (10) at Xavier, 2/27/21
12+ assists - Maurice Watson Jr. (14) at Providence, 1/7/17
15+ assists - Ralph Bobik (17) vs. Bradley, 1/22/74
8+ assists in three consecutive games - Maurice Watson Jr. (5), Nov. 29 - Dec. 17, 2016
10+ assists in two consecutive games - Maurice Watson Jr. (2), Dec. 9-17, 2016

BLOCKS

5+ blocks - Jacob Epperson (5) vs. Providence, 3/8/18
6+ blocks - Gregory Echenique (6) vs. Wichita State, 3/10/13
7+ blocks - Gregory Echenique (7) at Missouri State, 1/22/11
8+ blocks - Doug Swenson (8) at UMKC, 11/18/98
9+ blocks - Benoit Benjamin (12) at Bradley, 2/2/85
10+ blocks - Benoit Benjamin (12) at Bradley, 2/2/85

STEALS

6+ steals - Damien Jefferson (6) at Providence, 1/2/21
7+ steals - P'Allen Stinnett (7) vs. Southern, 12/15/08
8+ steals - Latrell Wrightsell (8) vs. Drake, 3/2/91

MINUTES

Played every minute - Ty-Shon Alexander (40) vs. #16 Villanova, 1/7/20
Played over 40 minutes - Mitch Ballock (43) and Denzel Mahoney (40) at Butler (OT), 1/16/21

FOULS

Coach/Bench technical foul - Bench (Greg McDermott) at #24 Nebraska, 12/8/18
Player technical foul - Alex O'Connell (2) vs. Butler, 3/6/21
Player ejection - Alex O'Connell vs. Butler, 3/6/21
Two players fouled out - Damien Jefferson & Marcus Zegarowski vs. Georgetown, 2/3/21
Three players fouled out - Tyler McKinney, Dane Watts & Anthony Tolliver at Indiana State, 1/12/05

CREIGHTON TEAM

Scored 15 or less points in a half- at #4 Villanova (14), 1/25/15 (1st)
Scored 50+ points in a half - vs. St. John's (56), 1/9/21 (1st)
Scored 55+ points in a half - vs. St. John's (56), 1/9/21 (1st)
Scored 60+ points in a half -vs. Coe (60), 12/20/18 (1st)
Scored 100+ points - vs. #21 Marquette (104), 1/9/19 (OT)
Scored 100+ points (League) - vs. #21 Marquette (104), 1/9/19 (OT)
Scored 110+ points - vs. Coe (110), 12/20/18
Scored 110+ points (League) - vs. Bradley (111), 3/1/08
Scored 120+ points - at Miami (Fla.) (124), 2/10/64
Scored less than 50 points - vs. #12 Providence (48), 1/12/16
Scored 100 points in two consecutive games - 103 vs. Washington State on 11/18/16 and 112 vs. North Carolina State on 11/20/16
Scored 100 points in consecutive league games - Never
Scored 100 points in 3+ consecutive games - Never
Won game by 50 points or more - vs. Coe (110-60), 12/20/18
Made 40 FG - vs Coe (42), 12/20/18
Attempted 75 FGA's - vs. Truman State (79), 1/14/17
Shot 65%+ from the field - .702 vs. Wichita State (33-47), 3/2/13
Game decided by one point - at #5 Kansas (L 73-72), 12/8/20
Two consecutive games decided by one point - at DePaul (W 76-75) on 2/7/18 and vs. #5 Xavier (L 72-71) on 2/10/18
Three consecutive games decided by one point - vs. Boston College (W, 62-61) on 12/28/74, vs. Wake Forest (L, 70-69) on 12/30/74 and at Drake (W, 71-70) on 1/2/75
Shot 90% or better from FT line - 1.000 vs. Xavier (13-13), 2/3/19
Shot 100% from FT line - 1.000 vs. Xavier (13-13), 2/3/19
Shot 50% or less from FT line - .417 vs. Georgetown (5-12), 3/13/21
Made 0 FT - at Michigan (0), 11/12/19
Attempted 5 or less FT -at Providence (5), 2/5/20
Made 30 FT - vs. Davidson (36), 3/21/11
Attempted 40 FT - vs. North Texas (40), 12/21/15
Won an overtime game - at Connecticut (W 76-74, OT), 12/20/20
Lost an overtime game - at Butler (70-66, OT), 1/16/21
Played two overtimes - vs. South Dakota (W, 91-88, 2 OT), 12/9/14
Played three overtimes - vs. #13 DePaul (L, 85-82), 2/1/78
Played consecutive games that went to OT - vs. South Dakota (W 91-88, 2 OT), 12/9/14 & vs. Saint Mary's (L 67-71, OT), 12/13/14
Scored 75+ bench points - vs. Bradley (77), 3/1/08
Made GW shot with no time left - Booker Woodfox vs. Wichita State, 3/6/09 (W, 63-62)
Won rebounds by 20+ -: vs. UMKC (39-16), 12/27/18
Lost rebounds by 20+ - vs. Seton Hall (45-25), 3/10/16
Did not make a three-pointer - at Illinois State (0-for-5), 2/20/93
Team made 15+ three-pointers - at Seton Hall (17), 1/27/21
Team made 20+ three-pointers - vs. Coe (22), 12/20/18
Blocked 10+ shots - vs. Wichita State (10), 2/17/02
10+ blocks and 10+ three-pointers in same game - vs. Wichita State (10 blocks, 10 3FG's), 2/17/02
Shot 75%+ in a half - at Southern Illinois (.750, 15-20, 1st) and (.800, 16-20, 2nd), 2/14/12
25+ assists - vs. Omaha (28 assists on 34 FG), 12/1/20
15+ steals - at Georgetown (19), 2/9/21
Overcame 10 point halftime deficit to win - Trailed 54-44 at half, won 85-81 at Seton Hall, 1/27/21
Overcame 15 point deficit to win - Trailed 68-52, won 85-81 at Seton Hall, 1/27/21
Wasted 15 point lead in loss - Led 51-35 vs. Marquette and lost 90-86 on 2/17/18
Beat a top-5 team - vs. #5 Villanova (W 86-70), 2/13/21
Beat a top-10 team - vs. #5 Villanova (W 86-70), 2/13/21
Beat a top-25 team - vs. #5 Villanova (W 86-70), 2/13/21
Beat a top-25 team on road - at #19 Marquette (W 73-65), 2/18/20
Won the Conference Tournament - 2012-13 (MVC)
Was led by an interim head coach - Alan Huss vs. Butler, 3/6/21
Won an in-season tournament - Cayman Islands Classic, 2018

OPPONENT INDIVIDUAL

Scored 50+ points - Markus Howard (53), #21 Marquette, 1/9/19 (OT)
Scored 40+ points - James Bouknight (40), Connecticut, 12/20/20 (OT))
Scored 35+ points - James Bouknight (40), Connecticut, 12/20/20 (OT)
Scored 30+ points - Julian Champagnie (33), St. John's, 1/9/21
Had 20+ points in a half - Chuck Harris (21), Butler, 3/6/21 (2nd half)
Three players had 20+ points - Zach Norvell Jr. (28), Brandon Clarke (27), Rui Hachimura (22), #1 Gonzaga, 12/1/18
Grabbed 20+ rebounds - Mac Koshwal (22), DePaul, 12/23/08
Grabbed 15+ rebounds - Kristian Doolittle (15), Oklahoma, 12/17/19
Had a triple-double - Troy Taylor (10 pts., 10 reb., 10 ast.), Evansville, 12/29/12
Had 20+ points and 10+ rebounds - Julian Champagnie (33 pts., 10 reb.), St. John's, 1/9/21
Had 30+ points and 10+ rebounds - Julian Champagnie (33 pts., 10 reb.), St. John's, 1/9/21
Had 20+ points and 20+ rebounds - Not since at least 1980-81
Made 6+ 3-pointers - Greg Williams, Jr. (7), St. John's, 3/1/20
Made 7+ 3-pointers - Greg Williams, Jr. (7), St. John's, 3/1/20
Made 8+ 3-pointers - Markus Howard (10), #21 Marquette, 1/9/19 (OT)
Made 9+ 3-pointers - Markus Howard (10), #21 Marquette, 1/9/19 (OT)
Made 10+ 3-pointers - Markus Howard (10), #21 Marquette, 1/9/19 (OT)
Attempted 10+ three-point field goals - James Bouknight (12), Connecticut, 12/20/20 (OT)
Attempted 15+ three-point field goals - Zach Norvell Jr. (17), #1 Gonzaga, 12/1/18
Made 12+ free throws - Markus Howard (13), #21 Marquette, 1/9/19 (OT)
Made 15+ free throws - Khadeen Carrington (18), Seton Hall, 2/15/17
Had 15+ free throw attempts - Markus Howard (15), #21 Marquette, 1/9/19 (OT)
Had 20+ free throw attempts - Khadeen Carrington (22), Seton Hall, 2/15/17
Had 20+ points and 10+ assists - Manny Harris (20 pts., 11 ast.), #15 Michigan, 11/26/09
Had 10+ assists - Rasheem Dunn (10), St. John's, 3/1/20
Had 15+ assists - Anthony Manuel (15), Bradley, 3/9/88
Had 6+ steals - Quincy McKnight (6), Seton Hall, 2/17/19
Had 7+ steals - Bryan Mullins (8), Southern Illinois, 2/11/06
Had 8+ steals - Bryan Mullins (8), Southern Illinois, 2/11/06
Had 5+ blocks - Brandon Gilbeck (7), Western Illinois, 11/6/18
Had 6+ blocks - Brandon Gilbeck (7), Western Illinois, 11/6/18
Had 7+ blocks - Brandon Gilbeck (7), Western Illinois, 11/6/18
Played an entire game - David Duke (40), Providence, 1/2/21
Had 9+ turnovers - Jeremy Robinson (9), Chicago State, 11/13/11
Had 10+ turnovers - Marque Carrington (10), North Carolina A&T, 11/18/01
Made 12+ field goals - Nate Watson (12), Providence, 1/20/21
Made 15+ field goals - Markus Howard (15), #21 Marquette, 1/9/19 (OT)
Attempted 20+ field goals -Julian Champagnie (21), St. John's, 1/9/21
Attempted 25+ field goals - Markus Howard (26), #21 Marquette, 1/9/19 (OT)
Coach/Bench technical foul - Coach (Hurley), #23 UConn, 1/23/21
Coach ejection - - Chris Mullin, St. John's, 2/28/16
Player technical foul - Myles Tate, Butler, 3/6/21
Player ejection - Nick Billingsley (Flagrant 2 foul), UTSA, 11/17/15

OPPONENT TEAM

Scored 10 or less points in a half- Bradley (10), 3/6/84 (2nd half)
Scored 15 or less points in a half- Bemidji State (12), 2/13/18 (2nd)
Scored 50+ points in a half - Seton Hall (54), 1/27/21 (1st)
Scored 55+ points in a half - #1 Gonzaga (62), 12/1/18 (2nd)
Scored 60+ points in a half - - #1 Gonzaga (62), 12/1/18 (2nd)
Scored less than 40 points -Maryland Eastern Shore (36), 12/15/17
Scored less than 50 points - Georgetown (48), 2/9/21
Scored less than 50 points (League) - Georgetown (48), 2/9/21
Scored 100+ points - #21 Marquette (106), 1/9/19 (OT)
Scored 100+ points (League) - #21 Marquette (106), 1/9/19 (OT)
Won game by 50 points or more - Illinois (66, 96-30), 1/15/49
Won game by 40 points or more - Iowa State (44, 107-63), 12/1/93
Won by 30+ points - San Diego State (83-52), 11/28/19
Shot 75%+ in a half - at #25 Georgetown (.750, 15-20), 1/3/15 (2nd)
Shot 65%+ from the field - #16 Villanova (.680, 34-50), 1/2/16
Shot 25% or less from the field - Maryland Eastern Shore (.233, 13-55), 12/15/17
Made 35 FG - #1 Gonzaga (35), 12/1/18
Attempted 75 FGA's - USC Upstate (75), 12/20/17
Made 30 FT - at George Mason (31), 12/12/09
Attempted 40 FT - vs. Massachusetts (40), 11/25/15
Attempted five or less FT - DePaul (2-3), 2/24/21
Shot 95%+ from FT line - St. John's (4-4), 1/30/19
Shot 100% from FT line - St. John's (4-4), 1/30/19
Did not make a free-throw - North Carolina Central (0-for-3) on 11/23/14
Did not make a three-pointer - Illinois State (0-for-8) on 12/12/99
Team made 15+ three-pointers - #21 Marquette (16-for-28) on 1/9/19 (OT)
Had 0 Offensive Rebounds: Coe, 12/20/18
30+ turnovers - Arkansas-Pine Bluff (30), 11/20/08
Blocked 10+ shots - #3 Oklahoma (11), 12/19/15
10+ blocks and 10+ three-pointers in same game - Fresno State (10 blocks, 13 3FG's), 12/16/06
25+ assists - Wichita State (25), 2/6/99
15+ steals - Baylor (18), 12/4/99
Made GW shot with no time left - Kris Dunn, #12 Providence, 1/12/16 (PC wins 50-48)
Had 3 or more players foul out - Memphis, 3/22/19

Miscellaneous Statistics

		Bench Points			Paint Points			Points Off Turnovers			Second Chance Points			Biggest	Biggest	Lead	Times	Time	Time
Opponent	**W-L**	**CU**	**Opp.**	**Diff.**	**CU**	**Opp.**	**Diff.**	**CU**	**Opp.**	**Diff.**	**CU**	**Opp.**	**Diff.**	**CU Lead**	**CU Deficit**	**Changes**	**Tied**	**CU Led**	**CU Trailed**
North Dakota State	W	13	11	+2	30	34	(-4)	16	2	+14	5	9	(-4)	23	6	3	1	32:53	6:42
Nebraska-Omaha	W	32	35	(-3)	40	16	+24	10	14	(-4)	7	7	--	36	2	3	1	37:16	1:42
Kennesaw State	W	41	10	+31	50	28	+22	24	3	+21	14	7	+7	41	4	1	3	34:02	3:58
at #5 Kansas	L	5	14	(-9)	30	28	+2	13	17	(-4)	15	13	+2	6	8	13	9	7:37	26:05
Nebraska	W	29	11	+18	40	26	+14	38	13	+25	12	9	+3	27	3	6	5	34:49	1:48
Marquette	L	5	25	(-20)	20	30	(-10)	15	10	+5	11	12	(-1)	12	12	7	2	23:31	14:40
at St. John's	W	28	23	+5	42	30	+12	11	18	(-7)	14	4	+10	23	-	-	-	39:25	-
at UConn	W	13	11	+2	36	28	+8	4	14	(-10)	11	12	(-1)	12	5	15	8	25:54	14:13
#22 Xavier	W	21	22	(-1)	24	18	+6	7	5	+2	5	2	+3	10	13	2	2	23:14	14:55
at Providence	W	6	23	(-17)	28	22	+6	16	18	(-2)	14	16	(-2)	13	7	4	5	26:27	10:21
Seton Hall	W	33	14	+19	30	22	+8	24	18	+6	6	9	(-3)	42	-	-	2	38:49	-
St. John's	W	28	27	+1	38	38	--	16	19	(-3)	17	12	+5	22	1	6	1	38:21	1:04
at Butler	L	8	14	(-6)	34	30	+4	5	13	(-8)	5	9	(-4)	13	10	4	4	15:23	24:06
Providence	L	8	6	+2	40	40	--	15	8	+7	8	8	--	--	17	-	-	-	39:44
#23 Connecticut	W	10	12	(-2)	32	22	+10	8	9	(-1)	7	12	(-5)	12	2	3	8	32:53	2:50
at Seton Hall	W	7	27	(-20)	24	28	(-4)	10	13	(-3)	11	12	(-1)	8	16	9	4	10:27	27:38
at DePaul	W	15	13	+2	28	26	+2	17	14	+3	11	15	(-4)	11	6	12	6	25:21	11:32
Georgetown	L	6	11	(-5)	30	32	(-2)	15	19	(-4)	11	13	(-2)	3	11	8	3	36:24	1:48
at Marquette	W	17	14	+4	42	28	+14	17	11	+6	19	4	+15	12	6	3	6	24:44	11:48
at Georgetown	W	6	5	+1	38	12	+26	19	14	+5	10	5	+5	24	-	-	-	39:26	-
#5 Villanova	W	8	11	(-3)	36	20	+16	11	9	+2	6	17	(-11)	21	4	1	3	31:34	6:11
DePaul	W	26	18	+8	28	26	+2	18	8	+10	14	7	+7	30	8	3	1	27:32	10:23
Xavier	L	9	19	(-10)	32	44	(-12)	9	12	(-3)	6	5	+1	4	13	4	4	5:22	31:26
#10 Villanova	L	15	17	(-2)	26	36	(-10)	20	6	+14	6	7	(-1)	5	22	1	1	2:24	36:24
Butler	W	15	1	+14	34	36	(-2)	10	8	+2	10	6	+4	23	1	2	1	38:53	0:13
vs. Butler	W	34	10	+24	40	24	+16	16	13	+3	4	10	(-6)	33	-	-	-	39:41	-
vs. Connecticut	W	9	9	-	32	26	+6	7	6	+1	10	9	+1	6	11	3	10	8:50	24:18
vs. Georgetown	L	13	22	(-9)	10	26	(-16)	2	19	(-17)	1	17	(-16)	7	31	1	2	11:42	27:17
2020-21 TOTAL	**20-8**	**460**	**435**	**+25**	**914**	**776**	**+138**	**393**	**333**	**+60**	**270**	**268**	**+2**	**42**	**31**	**114**	**92**	**712:54**	**351:06**
2019-20 TOTAL	**24-7**	**465**	**496**	**(-31)**	**956**	**894**	**+82**	**443**	**336**	**+107**	**268**	**382**	**(-114)**						
2018-19 TOTAL	**20-15**	**661**	**565**	**+96**	**1,092**	**1,108**	**(-16)**	**493**	**500**	**(-7)**	**297**	**329**	**(-32)**						
2017-18 TOTAL	**21-12**	**806**	**577**	**+229**	**1,162**	**1,022**	**+140**	**490**	**421**	**+69**	**283**	**333**	**(-50)**						
2016-17 TOTAL	**25-10**	**706**	**620**	**+86**	**1,292**	**1,046**	**+246**	**585**	**446**	**+139**	**342**	**362**	**(-20)**						
2015-16 TOTAL	**20-15**	**925**	**682**	**+243**	**1,182**	**1,014**	**+168**	**486**	**411**	**+75**	**351**	**343**	**+8**						
2014-15 TOTAL	**14-19**	**898**	**563**	**+335**	**828**	**746**	**+82**	**373**	**435**	**(-62)**	**333**	**342**	**(-9)**						
2013-14 TOTAL	**27-8**	**744**	**506**	**+238**	**1,066**	**940**	**+126**	**421**	**371**	**+50**	**365**	**334**	**+61**						
2012-13 TOTAL	**28-8**	**712**	**578**	**+134**	**1,102**	**928**	**+174**	**460**	**434**	**+26**	**325**	**329**	**(-4)**						
2011-12 TOTAL	**29-6**	**730**	**635**	**+95**	**1,190**	**984**	**+206**	**452**	**457**	**(-5)**	**396**	**304**	**+92**						
2010-11 TOTAL	**23-16**	**726**	**680**	**+46**	**1,070**	**1,064**	**+6**	**415**	**509**	**(-94)**	**378**	**369**	**+9**						
2009-10 TOTAL	**18-16**	**871**	**694**	**+177**	**880**	**898**	**(-18)**	**432**	**455**	**(-23)**	**354**	**316**	**+38**						
2008-09 TOTAL	**27-8**	**923**	**559**	**+364**	**836**	**902**	**(-66)**	**653**	**410**	**+243**	**340**	**377**	**(-37)**						
2007-08 TOTAL	**22-11**	**1,218**	**651**	**+567**	**854**	**824**	**+30**	**585**	**429**	**+156**	**349**	**361**	**(-12)**						
2006-07 TOTAL	**22-11**	**356**	**473**	**(-117)**	**808**	**724**	**+84**	**502**	**385**	**+117**	**304**	**305**	**(-1)**						
2005-06 TOTAL	**20-10**	**445**	**423**	**+22**	**750**	**680**	**+70**	**446**	**398**	**+48**	**307**	**294**	**+13**						
2004-05 TOTAL	**23-11**	**800**	**595**	**+205**	**792**	**968**	**(-176)**	**542**	**440**	**+102**	**340**	**374**	**(-34)**						
2003-04 TOTAL	**20-9**	**725**	**597**	**+128**	**766**	**802**	**(-36)**	**448**	**379**	**+69**	**285**	**265**	**+20**						

By Starting Line-up

Guard	Guard	Guard/Fwd.	Forward	Center	W-L
Zegarowski	Ballock	Mahoney	Jefferson	Bishop	18-7
Zegarowski	Ballock	Jones	Jefferson	Bishop	1-0
Mitchell	Ballock	Mahoney	Jefferson	Bishop	1-1

Creighton's First Points

Name	Creighton's First Points
Denzel Mahoney	8 (4-4)
Damien Jefferson	6 (6-0)
Christian Bishop	6 (3-3)
Mitch Ballock	4 (3-1)
Marcus Zegarowski	3 (3-0)
Shereef Mitchell	1 (1-0)

Charges Taken

Name	Charges Taken
Denzel Mahoney	3
Shereef Mitchell	3
Mitch Ballock	2
Jett Canfield	1
Marcus Zegarowski	1
Christian Bishop	1
Damien Jefferson	1

Four-Point Plays

Name	4-pt. Plays

Technical Fouls

Name	Technical Fouls
Alex O'Connell	3 (1 ejection)
Christian Bishop	1
Damien Jefferson	1
Denzel Mahoney	1

First Substitutions

Name	First Sub
Ryan Kalkbrenner	26 (18-8)
Shereef Mitchell	5 (4-1)
Alex O'Connell	5 (4-1)
Antwann Jones	2 (2-0)

Opening Tip Jump Ball Summary

Name	Jumps Won	Jumps Lost
Christian Bishop	13 (10-3)	15 (10-5)

Greg McDermott's Situational Records As A Division I Head Coach*

Category	Overall	2020-21 Only	Creighton	Iowa State	Northern Iowa
Record	399-255	19-8	250-124	59-68	90-63
Home	259-76	10-3	156-36	48-24	55-16
Away	95-144	7-4	62-69	9-36	24-39
Neutral	45-35	2-1	32-19	2-8	11-8
vs. BIG EAST Teams (at time of game)	90-71	15-7	90-70	0-0	0-1
Home	47-25	6-3	47-25	0-0	0-0
Away	35-38	7-3	35-38	0-0	0-0
Neutral	8-8	2-1	8-7	0-0	0-1
BIG EAST Tournament	7-7	2-1	7-7	0-0	0-0
Non-Conference games	213-88	6-2	131-44	41-22	41-22
Home	144-15	4-0	87-6	34-6	23-3
Away	24-38	0-1	12-19	5-8	7-11
Neutral	45-35	2-1	32-19	2-8	11-8
Versus AP ranked opponents	31-56	3-2	24-34	1-19	6-3
Home	19-21	3-0	13-12	0-9	6-0
Away	9-26	0-2	8-16	1-9	0-1
Neutral	3-9	0-0	3-6	0-1	0-2
Single-Overtime games	17-12	1-1	8-6	3-3	6-3
Double-Overtime games	3-2	0-0	1-0	1-1	1-1
Leading at halftime	326-67	17-1	210-37	43-18	73-12
Tied at halftime	9-13	1-0	5-3	2-5	2-5
Trailing at halftime	64-175	1-7	35-84	14-45	15-46
Final margin 3 points or less	45-50	4-1	23-27	10-8	12-15
Final margin 10 points or less	164-149	8-6	88-75	30-33	46-41
Games in November	86-22	1-0	56-10	19-6	11-6
Games in December	98-42	6-2	58-20	16-11	24-11
Games in January	98-73	6-2	59-34	14-18	25-21
Games in February	76-73	4-2	45-33	8-23	23-17
Games in March	41-44	2-2	32-26	2-10	7-8
Games in April	0-1	0-0	0-1	0-0	0-0
CBI Games	4-2	0-0	4-2	0-0	0-0
NIT Games	4-2	0-0	4-2	0-0	0-0
NCAA Games	3-8	0-0	3-5	0-0	0-3
Team scores 49 points or less	1-16	0-1	0-3	0-8	1-5
Team scores 50-59 points	18-71	1-0	5-31	8-21	5-19
Team scores 60-69 points	79-104	5-3	34-47	17-31	28-26
Team scores 70-79 points	122-46	4-3	74-28	20-6	28-12
Team scores 80-89 points	108-14	4-1	72-11	10-2	26-1
Team scores 90-99 points	50-3	5-0	44-3	4-0	2-0
Team scores 100+ points	21-1	0-0	21-1	0-0	0-0
Team allows 49 points or less	32-1	1-0	12-0	8-0	12-1
Team allows 50-59 points	93-13	6-0	49-4	24-2	20-7
Team allows 60-69 points	154-76	6-0	102-34	18-23	34-19
Team allows 70-79 points	92-88	5-6	64-41	7-25	21-22
Team allows 80-89 points	25-60	1-2	20-30	2-17	3-13
Team allows 90-99 points	3-14	0-0	3-12	0-1	0-1
Team allows 100+ points	0-3	0-0	0-3	0-0	0-0
Team outrebounds opponent	240-65	12-0	165-31	37-17	48-17
Team shoots 50% or better	204-17	9-0	150-10	15-1	39-6
Team shoots less than 50%	195-238	10-8	100-114	44-67	51-57
Team holds opponent to less than 50%	373-168	19-5	231-77	57-52	85-39
Team holds opponent to less than 40%	184-37	13-2	107-19	40-10	37-8
Team holds opponent to less than 30%	14-2	1-0	6-1	5-0	3-1

**numbers above do not include March 6, 2021 game vs. Butler, for which Alan Huss served as interim head coach*

Game-by-Game Comparisons

Date	Opponent	1st	2nd	Score	Mar	Tot FG	FG Pct	FG (1st)	FG (2nd)	3-Pointers	3FG Pct
11/29	**NORTH DAKOTA STATE**	**36/24**	**33/34**	**69/58**	**+1**	**27-63/22-55**	**.429/.400**	**13-34/10-26**	**14-29/12-29**	**8-35/4-16**	**.229/.250**
12/01	**NEBRASKA-OMAHA**	**50/26**	**44/41**	**94/67**	**+27**	**34-59/26-73**	**.576/.356**	**19-31/11-34**	**15-28/15-39**	**11-22/8-25**	**.500/.320**
12/04	**KENNESAW STATE**	**52/25**	**41/33**	**93/58**	**+35**	**34-61/23-63**	**.557/.365**	**20-34/10-27**	**14-27/13-36**	**7-22/5-23**	**.318/.217**
12/08	#5 Kansas	35/39	37/34	72/73	(-1)	27-56/26-66	.482/.394	13-28/15-34	14-28/11-32	9-27/10-22	.333/.455
12/11	**NEBRASKA**	**44/40**	**54/34**	**98/74**	**+24**	**38-73/25-57**	**.521/.439**	**15-35/12-25**	**23-38/13-32**	**14-30/11-26**	**.467/.423**
12/14	**MARQUETTE**	**44/35**	**40/54**	**84/89**	**(-5)**	**28-58/30-56**	**.483/.536**	**16-31/13-25**	**12-27/17-31**	**14-32/12-21**	**.438/.571**
12/17	St. John's	41/34	53/42	94/76	+18	38-67/30-67	.567/.448	16-35/13-31	22-32/17-36	13-23/10-25	.567/.448
12/20	Connecticut	33/29	33/37	76/74 (OT)	+2	27-65/24-67	.415/.358	12-27/11-30	13-34/10-25	7-27/7-30	.259/.233
12/23	**#22 XAVIER**	**36/34**	**30/27**	**66/61**	**+5**	**22-62/24-68**	**.355/.353**	**14-36/13-32**	**8-26/11-36**	**8-28/8-32**	**.286/.250**
01/02	Providence	40/32	27/33	67/65	+2	26-61/22-65	.426/.338	15-30/12-34	11-31/10-31	10-29/9-23	.345/.391
01/06	**SETON HALL**	**37/26**	**52/27**	**89/53**	**+36**	**34-57/17-51**	**.596/.333**	**14-25/9-25**	**20-32/8-26**	**13-24/3-18**	**.542/.167**
01/09	**ST. JOHN'S**	**56/39**	**41/40**	**97/79**	**+18**	**37-68/33-71**	**.544/.465**	**22-37/16-31**	**15-31/17-40**	**16-36/8-20**	**.444/.400**
01/16	Butler	25/32	37/30	66/70 (OT)	(-4)	25-54/24-64	.463/.375	10-23/12-29	14-25/9-29	6-23/6-19	.261/.316
01/20	**PROVIDENCE**	**34/39**	**36/35**	**70/74**	**(-4)**	**25-58/25-56**	**.431/.446**	**11-28/13-28**	**14-30/12-28**	**4-23/5-18**	**.174/.278**
01/23	**#23 CONNECTICUT**	**29/28**	**45/38**	**74/66**	**+8**	**24-47/23-63**	**.511/.365**	**9-21/10-34**	**15-26/13-29**	**6-20/7-23**	**.300/.304**
01/27	Seton Hall	44/54	41/27	85/81	+4	30-64/29-59	.469/.492	16-30/19-29	14-34/10-30	17-35/9-25	.486/.360
01/30	DePaul	29/29	40/33	69/62	+7	23-5624-65	.411/.369	10-32/11-36	13-24/13-29	6-22/6-24	.273/.250
02/03	**GEORGETOWN**	**39/44**	**40/42**	**79/86**	**(-7)**	**27-57/29-58**	**.474/.500**	**15-28/16-28**	**12-29/13-30**	**10-26/10-21**	**.385/.476**
02/06	Marquette	38/33	33/35	71/68	+3	28-58/24-52	.483/.462	15-31/12-24	13-27/12-28	6-17/9-29	.353/.310
02/09	Georgetown	33/21	30/27	63/48	+15	26-59/16-58	.441/.276	14-31/8-30	12-28/8-28	6-25/9-31	.240/.290
02/13	**#5 VILLANOVA**	**42/36**	**44/34**	**86/70**	**+16**	**32-54/24-64**	**.593/.375**	**17-26/14-34**	**15-28/10-30**	**12-26/10-32**	**.462/.313**
02/24	**DEPAUL**	**34/23**	**43/30**	**77/53**	**+24**	**27-55/23-62**	**.491/.355**	**13-26/9-32**	**14-29/13-30**	**11-31/7-24**	**.355/.292**
02/27	Xavier	31/33	38/44	69/77	(-8)	26-61/32-59	.426/.542	13-30/13-29	13-31/19-30	9-25/7-21	.360/.333
03/03	#10 Villanova	23/42	37/30	60/72	(-12)	24-62/28-58	.387/.483	9-31/18-33	15-31/10-25	10-33/9-26	.303/.346
03/06	**BUTLER**	**46/32**	**47/41**	**93/73**	**+20**	**33-63/26-59**	**.524/.441**	**18-34/13-30**	**15-29/13-29**	**12-25/5-26**	**.480/.192**
03/11	Butler	42/26	45/30	87/56	+31	35-56/20-57	.625/.351	18-27/11-28	17-29/9-29	13-24/7-26	.542/.269
03/12	Connecticut	30/26	29/30	59/56	+3	23-62/19-58	.371/.328	12-29/11-30	11-33/8-28	5-18/3-14	.278/.214
03/13	Georgetown	18/36	30/37	48/73	(-25)	17-59/27-58	.288/.466	8-30/15-36	9-29/12-22	9-34/10-26	.265/.385

*Statistics listed as Creighton/Opponent; Home games in **BOLD CAPS***

Date	Opponent	Free Throws	FT %	Off Reb	Def Reb	Reb	Mar	Assists	TOvers	Blocks	Steals	Fouls
11/29	**NORTH DAKOTA STATE**	**7-9/10-13**	**.778/.769**	**5/10**	**22/31**	**27/41**	**(-14)**	**18/10**	**4/16**	**4/1**	**4/1**	**12/11**
12/01	**NEBRASKA-OMAHA**	**15-18/7-12**	**.833/.583**	**6/9**	**39/21**	**45/30**	**+15**	**28/10**	**12/6**	**3/2**	**3/7**	**12/16**
12/04	**KENNESAW STATE**	**18-21/7-10**	**.857/.700**	**7/10**	**31/21**	**38/31**	**+7**	**15/13**	**7/14**	**4/2**	**9/1**	**13/19**
12/08	#5 Kansas	9-18/11-17	.500/.647	13/3	28/30	33/41	(-8)	13/18	14/12	5/3	9/10	16/13
12/11	**NEBRASKA**	**8-13/13-22**	**.615/.591**	**10/11**	**26/28**	**36/39**	**(-3)**	**24/12**	**13/25**	**5/3**	**16/5**	**19/15**
12/14	**MARQUETTE**	**14-25/17-26**	**.560/.654**	**9/14**	**18/28**	**27/42**	**(-15)**	**16/19**	**7/12**	**7/5**	**4/5**	**17/22**
12/17	St. John's	5-9/6-10	.556/.600	10/5	34/21	44/26	+18	23/17	14/9	5/2	4/4	13/13
12/20	Connecticut	15-24/19-26	.625/.731	15/15	33/26	48/41	+7	13/9	16/13	3/4	6/9	24/21
12/23	**#22 XAVIER**	**14-20/5-7**	**.700/.714**	**8/7**	**37/35**	**45/42**	**+3**	**10/10**	**12/11**	**6/3**	**4/4**	**10/20**
01/02	Providence	5-10/12-17	.500/.706	10/19	25/26	35/45	(-10)	14/10	12/13	6/3	8/6	15/13
01/06	**SETON HALL**	**8-10/16-27**	**.800/.593**	**6/13**	**28/16**	**34/29**	**+5**	**16/6**	**13/17**	**4/4**	**11/10**	**16/10**
01/09	**ST. JOHN'S**	**7-13/5-6**	**.538/.833**	**12/14**	**24/24**	**36/38**	**(-2)**	**24/13**	**12/14**	**7/7**	**6/2**	**14/13**
01/16	Butler	10-14/16-25	.714/.640	5/11	31/26	36/37	(-1)	11/11	13/7	6/0	4/3	22/17
01/20	**PROVIDENCE**	**16-24/19-26**	**.667/.731**	**9/12**	**25/30**	**34/42**	**(-8)**	**8/14**	**9/14**	**2/1**	**7/2**	**21/21**
01/23	**#23 CONNECTICUT**	**20-32/13-15**	**.625/.867**	**5/18**	**22/24**	**27/42**	**(-15)**	**8/13**	**9/12**	**2/4**	**4/3**	**17/27**
01/26	Seton Hall	8-14/14-18	.571/.778	9/11	22/29	31/40	(-9)	18/10	8/12	2/7	7/3	16/16
01/30	DePaul	17-20/8-10	.850/.800	11/14	27/23	38/37	+1	15/10	13/11	3/5	7/9	11/19
02/03	**GEORGETOWN**	**15-21/18-24**	**.714/.750**	**7/8**	**24/26**	**31/34**	**(-3)**	**16/16**	**15/13**	**0/1**	**6/6**	**20/20**
02/06	Marquette	9-15/11-16	.600/.688	11/4	27/26	38/26	+12	17/13	10/12	2/4	6/4	18/18
02/09	Georgetown	5-9/7-8	.556/.875	7/13	29/28	36/41	(-5)	12/13	17/24	3/2	19/12	11/12
02/13	**#5 VILLANOVA**	**10-13/12-13**	**.769/.923**	**5/13**	**28/18**	**33/31**	**+2**	**16/14**	**9/7**	**2/3**	**4/6**	**11/14**
02/24	**DEPAUL**	**12-20/2-3**	**.600/.667**	**10/10**	**29/23**	**39/33**	**+6**	**15/9**	**12/16**	**4/2**	**10/8**	**11/20**
02/27	Xavier	8-16/6-8	.500/.750	7/4	25/32	32/36	(-4)	17/22	8/10	4/9	7/5	15/15
03/03	#10 Villanova	2-7/7-8	.286/.875	8/6	24/32	32/38	(-6)	16/21	9/9	3/1	7/7	14/11
03/06	**BUTLER**	**15-23/16-22**	**.652/.727**	**10/5**	**31/24**	**41/29**	**+12**	**20/9**	**8/8**	**1/2**	**5/3**	**17/20**
03/11	Butler	4-6/9-13	.667/.692	5/12	27/17	32/29	+3	22/12	12/14	5/2	8/9	15/12
03/12	Connecticut	8-14/15-19	.571/.789	17/9	33/24	50/33	+17	7/10	13/8	3/1	3/4	17/13
03/13	Georgetown	5-12/9-18	.417/.500	10/14	23/35	33/49	(-16)	12/12	11/12	1/3	6/7	16/11

*Statistics listed as Creighton/Opponent; Home games in **BOLD CAPS***

2020-21 Individual Single-Game Bests

	Creighton		Opponent	
Points	32	Marcus Zegarowski vs. Butler, 3/6	40	James Bouknight, Connecticut (OT), 12/20
Field Goals	11	Mitch Ballock at Seton Hall, 1/27	13	James Bouknight, Connecticut (OT), 12/20
			13	Julian Champagnie, St. John's, 1/9
Field Goal Attempts	22	Denzel Mahoney at Butler (OT), 1/16	24	James Bouknight, Connecticut (OT), 12/20
Field Goal Pct. (min. 5 att)	1.000	Christian Bishop (6-6) vs. Providence, 1/20	.833	Greg Elliott, Marquette, (5-6) 12/14
	1.000	Christian Bishop (5-5) vs. Nebraska, 12/11	.833	Qudus Wahab, Georgetown (5-6), 3/13
	1.000	Christian Bishop (5-5) at Butler (OT), 1/16		
3-pt Field Goals	8	Mitch Ballock vs. Marquette, 12/14	5	D.J. Carton, Marquette, 12/14
			5	Julian Champagnie, St. John's, 12/17
			5	James Bouknight, Connecticut (OT), 12/20
			5	Jahvon Blair, Georgetown, 2/3
3-pt Field Goal Attempts	14	Mitch Ballock vs. Marquette, 12/14	12	James Bouknight, Connecticut (OT), 12/20
3-pt Field Goal Pct. (min. 5 att)	.857	Marcus Zegarowski (6-7) at St. John's, 12/17	.714	D.J. Carton (5-7), Marquette, 12/14
Free Throws	7	Antwann Jones vs. Kennesaw State, 12/4	9	James Bouknight, Connecticut (OT), 12/20
	7	Denzel Mahoney vs. Marquette, 12/14		
	7	Damien Jefferson vs. Providence, 1/20		
	7	Damien Jefferson vs. #23 UConn, 1/23		
	7	Marcus Zegarowski vs. Butler, 3/6		
Free Throw Attempts	12	Damien Jefferson vs. Providence, 1/20	12	James Bouknight, Connecticut (OT), 12/20
Free Throw Pct. (min. 5 att)	1.000	Marcus Zegarowski (6-6) vs. Providence, 1/20	1.000	Jared Rhoden (6-6), Seton Hall, 1/6
	1.000	Christian Bishop (6-6) at DePaul, 1/30	1.000	David Duke (6-6), Providence, 1/20
	1.000	Marcus Zegarowski (5-5) vs. Nebraska, 12/11	1.000	Jared Rhoden (6-6), Seton Hall, 1/27
			1.000	Dante Harris, Georgetown, 2/3
Rebounds	13	Denzel Mahoney at UConn (OT), 12/20	14	Jeremiah Robinson-Earl, #10 Villanova, 3/3
Assists	11	Marcus Zegarowski vs. Omaha, 12/1	7	Rasheem Dunn, St. John's, 12/17
			7	Jahvon Blair, Georgetown, 2/3
			7	Jermaine Samuels, #10 Villanova, 3/3
Blocked Shots	4	Ryan Kalkbrenner at Providence, 1/2	4	Ike Obiagu, Seton Hall, 1/27
	4	Ryan Kalkbrenner vs. St. John's, 1/9		
	4	Christian Bishop at Butler (OT), 1/16		
Steals	6	Damien Jefferson at Providence, 1/2	4	Chudier Bile, Georgetown, 2/3
			4	Jamorko Pickett, Georgetown, 2/9
			4	Jair Bolden, Butler, 3/11
Minutes	43	Mitch Ballock at Butler (OT), 1/16	41	Aaron Thompson, Butler (OT), 1/16

Team Single-Game Highs and Lows

	Creighton		Opponent	
Points	98	Nebraska, 12/11	89	Marquette, 12/14
Low	*48*	*vs. Georgetown, 3/13*	*48*	*Georgetown, 2/9*
Points, Half	56	St. John's, 1/9 (1st)	54	Marquette, 12/14 (2nd)
			54	at Seton Hall, 1/27 (1st)
Low	*18*	*vs. Georgetown, 3/13 (1st)*	*21*	*Georgetown, 2/9 (1st)*
Field Goals	38	Nebraska, 12/11	33	St. John's, 1/9
	38	at St. John's, 12/17		
Low	*17*	*vs. Georgetown, 3/13*	*16*	*Georgetown, 2/9*
Field Goal Attempts	73	Nebraska, 12/11	73	Omaha, 12/1
Low	*47*	*#23 UConn, 1/23*	*51*	*Seton Hall, 1/6*
Field Goal Percentage	.625	vs. Butler, 3/11 (35-56)	.542	Xavier (32-59), 2/27
Low	*.288*	*vs. Georgetown, 3/13 (17-59)*	*.276*	*Georgetown, 2/9 (16-58)*
Field Goal Percentage, Half	.688	at St. John's, 12/17 (22-32) (2nd)	.655	Seton Hall, 1/27 (1st) (19-29)
Low	*.267*	*vs. Georgetown, 3/13 (8-30) (1st)*	*.267*	*Georgetown, 2/9 (1st) (8-30)*
3-pt Field Goals	17	at Seton Hall, 1/27	12	Marquette, 12/14
Low	*4*	*Providence, 1/20*	*3*	*Seton Hall, 1/6*
			3	*Connecticut, 3/12*
3-pt Field Goal Attempts	36	St. John's, 1/9	32	#5 Villanova, 2/13
Low	*17*	*at Marquette, 2/6*	*14*	*Connecticut, 3/12*
3-pt Field Goal Percentage	.565	at St. John's, 12/17 (13-23)	.571	Marquette, 12/14 (12-21)
Low	*.174*	*Providence, 1/20 (4-23)*	*.167*	*Seton Hall, 1/6 (3-18)*
Free Throws Made	20	#23 UConn, 1/23	19	Connecticut (OT), 12/20
			19	Providence, 1/20
Low	*2*	*at #10 Villanova, 3/3*	*2*	*DePaul, 2/24*
Free Throw Attempts	32	#23 UConn, 1/23	27	Seton Hall, 1/6
Low	*7*	*at #10 Villanova, 3/3*	*3*	*DePaul, 2/24*
Free Throw Percentage	.857	Kennesaw State, 12/4 (18-21)	.923	#5 Villanova, 2/13 (12-13)
Low	*.286*	*at #10 Villanova, 3/3 (2-7)*	*.500*	*Georgetown, 3/13 (9-18)*
Rebounds	50	vs. Connecticut, 3/12	49	Georgetown, 3/13
Low	*27*	*North Dakota State, 11/29*	*26*	*St. John's, 12/17*
	27	*Marquette, 12/14*	*26*	*Marquette, 2/6*
	27	*#23 UConn, 1/23*		
Assists	28	Omaha, 12/1	22	Xavier, 2/27
Low	*7*	*vs. Connecticut, 3/12*	*6*	*Seton Hall, 1/6*
Blocked Shots	6	#22 Xavier, 12/23	9	Xavier, 2/27
	6	at Providence, 1/2		
	6	St. John's, 1/9		
	6	at Butler (OT), 1/16		
Low	*0*	*Georgetown, 2/3*	*0*	*Butler (OT), 1/16*
Steals	19	Georgetown, 2/9	12	Georgetown, 2/9
Low	*3*	*Omaha, 12/1*	*1*	*North Dakota State, 11/29*
	3	*vs. Connecticut, 3/12*	*1*	*Kennesaw State, 12/4*
Turnovers	17	Georgetown, 2/9	25	Nebraska, 12/11
Low	*4*	*North Dakota State, 11/29*	*6*	*Omaha, 12/1*

Individual Single-Game Bests Under Greg McDermott (2010-Present)

	Creighton		Opponent	
Points	45	Doug McDermott vs. Providence, 3/8/14	53	Markus Howard, #21 Marquette, 1/9/19 (OT)
Field Goals	18	Doug McDermott at Bradley, 1/7/12	17	Colt Ryan, Evansville, 2/21/12 (OT)
Field Goal Attempts	26	Doug McDermott vs. St. John's, 1/28	26	Allen Crabbe, California, 12/15/12
			26	Markus Howard, #21 Marquette, 1/9/19 (OT)
Field Goal Pct. (most FG, no misses)	1.000	Geoffrey Groselle (8-8) vs Coppin State, 12/28/15	1.000	Quron Davis (5-5), Chicago State, 11/16/14
	1.000	Justin Patton (8-8) vs. Loyola (Md.), 11/26/16		
3-pt Field Goals	11	Mitch Ballock vs. DePaul, 3/9/19	10	Markus Howard, #21 Marquette, 1/9/19 (OT)
3-pt Field Goal Attempts	15	Ty-Shon Alexander vs. Villanova, 1/13/19	17	Zach Norvell Jr., #1 Gonzaga, 12/1/18
3-pt Field Goal Pct. (most 3FG, no misses)	1.000	Marcus Zegarowski (7-7) vs. #21 Butler, 2/23/20	1.000	Marc Sonnen (5-5), Northern Iowa, 1/10/12
Free Throws	14	Austin Chatman vs. South Dakota (2OT), 12/9/14	18	Khadeen Carrington, Seton Hall, 2/15/17
Free Throw Attempts	16	Doug McDermott vs. Seton Hall, 2/23/14	22	Khadeen Carrington, Seton Hall, 2/15/17
Free Throw Pct. (most FT, no misses)	1.000	Doug McDermott (13-13) vs UAPB, 12/17/13	1.000	E.C. Matthews (10-10), Rhode Island, 3/17/17
			1.000	Jeff Dowtin (10-10), Rhode Island, 3/17/17
			1.000	Myles Powell (10-10), Seton Hall, 2/9/19
Rebounds	18	Kenny Lawson Jr. vs. Saint Joseph's, 12/11/10	17	RaShid Gaston, #22 Xavier, 1/16/17
			17	Angel Delgado, Seton Hall, 2/15/17
Assists	14	Maurice Watson Jr. at Seton Hall, 1/9/16	13	Josh Perkins, #1 Gonzaga, 12/1/18
	14	Maurice Watson Jr. at Providence, 1/7/17		
Blocked Shots	7	Gregory Echenique at Missouri State, 1/22/11	8	Sir'Dominic Pointer, St. John's 2/7/15
Steals	6	Davion Mintz at #10 Marquette, 3/3/19	6	Shamorie Ponds, St. John's, 2/28/17
	6	Ty-Shon Alexander vs. Marquette, 1/1/20	6	Shamorie Ponds, St. John's, 1/30/19
	6	***Damien Jefferson at Providence, 1/2/20***	6	Quincy McKnight, Seton Hall, 2/17/19
Minutes	47	Austin Chatman vs. South Dakota (2OT), 12/9/14	45	Eric Paschall, #14 Villanova (OT), 2/6/19

Team Single-Game Highs and Lows Under Greg McDermott (2010-Present)

	Creighton		Opponent	
Points	116	USC Upstate, 12/20/17	106	#21 Marquette, 1/9/19 (OT)
Low	*40*	*#21 Georgetown, 1/31/15*	*36*	*Maryland Eastern Shore, 12/15/17*
Points, Half	62	Longwood, 12/9/16 (1st)	62	#1 Gonzaga, 12/1/18 (2nd)
Low	*14*	*at #4 Villanova, 1/25/15 (1st)*	*12*	*Bemidji State, 2/13/18 (2nd)*
Field Goals	42	USC Upstate, 12/20/17	37	#1 Villanova, 2/1/18
	42	Coe, 12/20/18	37	Butler, 2/20/18
Low	11	#21 Georgetown, 1/31/15	13	Indiana State, 1/4/14
			13	Maryland Eastern Shore, 12/15/17
Field Goal Attempts	79	Truman State, 1/14/17	78	California, 12/15/12
Low	*37*	*vs. Middle Tennesse, 11/29/14*	*42*	*Seton Hall, 1/4/14*
Field Goal Percentage	.775	at Southern Illinois, 2/14/12 (31-40)	.680	#16 Villanova, 1/2/16 (34-50)
Low	*.208*	*#21 Georgetown, 1/31/15*	*.236*	*Maryland Eastern Shore, 12/15/17 (13-55)*
Field Goal Percentage, Half	.800	at Southern Illinois, 2/14/12 (16-20) (2nd)	.750	Georgetown, 1/3/15 (15-20) (2nd)
Low	*.179*	*#21 Georgetown, 1/31/15 (5-28) (1st)*	*.121*	*Bemidji State, 2/13/18 ((4-33) (2nd)*
3-pt Field Goals	22	Coe, 12/20/18	19	#1 Villanova, 2/1/18
Low	*1*	*at Georgetown, 1/25/17*	*1*	*vs. Drake, 3/2/12*
	1	*vs. Indiana State, 3/9/13*		
	1	*St. John's, 1/28/14*		
	1	*#5 Xavier, 2/9/16*		
3-pt Field Goal Attempts	39	at North Texas, 12/21/14	39	Seton Hall, 2/15/17
			39	#1 Villanova, 2/1/18
			39	#3 Villanova, 2/24/18
Low	6	at Tulsa, 12/19/11	7	#19 Butler, 2/16/15
3-pt Field Goal Percentage	.857	at Southern Illinois, 2/14/12 (12-14)	.636	St. John's, 3/1/20 (14-22)
Low	*.056*	*at Georgetown, 1/25/17 (1-18)*	*.048*	*#5 Xavier, 2/9/16 (1-21)*
Free Throws Made	36	Davidson, 3/21/11	28	Seton Hall, 2/15/17
			28	Rhode Island, 3/17/17
Low	0	at Michigan, 11/12/19	*0*	*Alabama State, 11/12/10*
			0	*North Carolina Central, 11/23/14*
Free Throw Attempts	43	Davidson, 3/21/11	40	Massachusetts, 11/25/15
Low	2	at Michigan, 11/12/19	***3 (5x)***	***last DePaul, 2/24/21***
Free Throw Percentage	1.000	Xavier, 2/3/19 (13-13)	1.000	Wichita State, 2/11/12 (17-17)
Low	.000	at Michigan, 11/12/19 (0-2)	*.000*	*Alabama State, 11/12/10 (0-4)*
			.000	*North Carolina Central, 11/23/14 (0-3)*
Rebounds	56	Houston Baptist, 12/17/11	53	at California, 12/15/12
Low	*19*	*Boise State, 11/28/12*	*14*	*Coe, 12/20/18*
Assists	32	USC Upstate, 12/20/17	25	Evansville, 2/21/12 (OT)
Low	*5*	*at Northern Iowa, 2/4/12*	*4*	*Massachusetts, 11/25/15*
Blocked Shots	9	Bemidji State, 2/13/18	11	#3 Oklahoma, 12/19/15
Low	***0 (42x)***	***last Georgetown, 2/3/21***	***0 (20x)***	***last Butler (OT), 1/16/21***
Steals	***19***	***at Georgetown, 2/9/21***	14	Drake, 1/3/12
Low	*0 (3x)*	*last Providence, 1/17/15*	*0*	*Wichita State, 2/11/12*
Turnovers	20 (3x)	last at #10 Xavier, 1/13/18	25	Tulsa, 12/19/12
			25	***Nebraska, 12/11/20***
Low	2	Midland, 12/28/19	*2*	*Northern Iowa, 2/4/12*

Creighton's History in the Associated Press Poll (140-54)

Rank	Date	Opponent	Result
		Week of February 12th, 1974	
(Ranked 17th, but no games played)			
		Week of February 19th, 1974	
15	2/19/74	at UC Irvine	W 83-52
15	2/22/74	at Hawaii	W 63-59
15	2/23/74	at Hawaii	L 60-61
		Week of February 26th, 1974	
16	3/4/74	#14 South Carolina	L 69-78
		Week of March 5th, 1974	
19	3/9/74	vs. Texas	W 77-61
		Week of March 12th, 1974	
19	3/14/74	vs. #14 Kansas (NCAA)	L 54-55
19	3/16/74	vs. #16 Louisville (NCAA)	W 80-71
		Week of February 4th, 1975	
18	2/9/75	UC Santa Barbara	W 72-61
		Week of February 11th, 1975	
20	2/11/75	Nebraska-Omaha	W 62-53
20	2/15/75	at Oklahoma City	W 68-56
20	2/17/75	St. Thomas (Minn.)	W 90-54
		Week of February 18th, 1975	
14	2/22/75	Air Force	W 76-53
		Week of February 25th, 1975	
(Ranked 13th, but no games played)			
		Week of March 4th, 1975	
13	3/3/75	at Southern Illinois	L 47-53
13	3/8/75	#5 Marquette	L 60-64
		Week of December 9th, 2002	
23	12/14/02	Tennessee Tech	W 101-72
		Week of December 16th, 2002	
20	12/16/02	Delaware State	W 68-48
20	12/21/02	at Nebraska	W 81-73
		Week of December 23rd, 2002	
18	12/29/02	Southeast Missouri State	W 93-70
		Week of December 30th, 2002	
15	12/31/02	at #19 Xavier	L 73-75
15	1/5/03	Drake	W 84-63
		Week of January 6th, 2003	
16	1/8/03	at Bradley	W 65-58
16	1/11/03	at Illinois State	W 76-57
		Week of January 13th, 2003	
13	1/15/03	Evansville	W 93-56
13	1/18/03	Southern Illinois	W 85-76
		Week of January 20th, 2003	
10	1/20/03	Illinois State	W 95-82
10	1/23/03	at Evansville	L 66-74
10	1/26/03	TCU	W 89-79
		Week of January 27th, 2003	
16	1/27/03	at Indiana State	W 74-46
16	2/1/03	at Drake	W 88-68
		Week of February 3rd, 2003	
13	2/4/03	Northern Iowa	W 84-75
13	2/8/03	Bradley	W 88-65
		Week of February 10th, 2003	
12	2/12/03	Missouri State	W 70-67 (OT)
12	2/15/03	at Wichita State	L 74-80
		Week of February 17th, 2003	
17	2/19/03	Indiana State	W 77-54
17	2/22/03	Fresno State	W 67-66
		Week of February 24th, 2003	
17	2/26/03	at Missouri State	W 63-58
17	3/1/03	at Southern Illinois	L 62-70
		Week of March 3, 2003	
19	3/3/03	Wichita State	W 86-60
19	3/8/03	vs. Indiana State	W 57-56
19	3/9/03	vs. Wichita State	W 70-69
		Week of March 10, 2003	
19	3/10/03	vs. Southern Illinois	W 80-56
		Week of March 17, 2003	
15	3/20/03	vs. Central Michigan (NCAA)	L 73-79
		Week of January 12, 2004	
24	1/14/04	at Northern Iowa	L 73-82
24	1/17/04	Evansville	W 72-53
		Preseason Poll, 2006-07 (Nov. 6, 2006)	
(Ranked 19th, but no games played)			
		Week of November 13, 2006	
20	11/13/06	Mississippi Valley State	W 78-42
20	11/18/06	at Nebraska	L 61-73
		Week of December 5, 2011	
19	12/10/11	at Saint Joseph's	L 71-80
		Week of December 12, 2011	
25	12/17/11	Houston Baptist	W 97-62
		Week of December 19, 2011	
23	12/19/11	at Tulsa	W 83-64
23	12/22/11	Northwestern	W 87-79
		Week of December 26, 2011	
21	12/28/11	Missouri State	L 65-77
21	12/31/11	at Wichita State	W 68-61
		Week of January 9, 2012	
23	1/10/12	Northern Iowa	W 63-60
23	1/13/12	at Illinois State	W 87-78
23	1/15/12	Southern Illinois	W 90-71
		Week of January 16, 2012	
19	1/18/12	at Missouri State	W 66-65
19	1/21/12	Indiana State	W 75-49
		Week of January 23, 2012	
15	1/25/12	at Drake	W 77-69
15	1/28/12	Bradley	W 73-59
		Week of January 30, 2012	
13	2/1/12	Illinois State	W 102-74
13	2/4/12	at Northern Iowa	L 62-65
		Week of February 6, 2012	
17	2/7/12	at Evansville	L 57-65
17	2/11/12	Wichita State	L 68-89
		Week of February 27, 2012	
25	3/2/12	vs. Drake	W 68-61
25	3/3/12	vs. Evansville	W 99-71
25	3/4/12	vs. Illinois State	W 83-79 (OT)
		Week of March 5, 2012	
(Ranked 19th, but no games played)			
		Week of March 12, 2012	
19	3/16/12	vs. Alabama (NCAA)	W 58-57
19	3/18/12	vs. #4 North Carolina (NCAA)	L 73-87
		Preseason Poll, 2012-13 (Oct. 26, 2012)	
16	11/9/12	North Texas	W 71-51
		Week of November 12, 2012	
15	11/14/12	UAB	W 77-60
15	11/18/12	Presbyterian	W 87-78
		Week of November 19, 2012	
14	11/20/12	Longwood	W 105-57
14	11/23/12	vs. Wisconsin	W 84-74
14	11/24/12	vs. Arizona State	W 87-73
		Week of November 26, 2012	
11	11/28/12	Boise State	L 70-83
11	12/1/12	Saint Joseph's	W 80-51
		Week of December 3, 2012	
16	12/6/12	at Nebraska	W 64-42
16	12/9/12	Akron	W 77-61
		Week of December 10, 2012	
16	12/15/12	at California	W 74-64
		Week of December 17, 2012	
17	12/19/12	Tulsa	W 71-54
		Week of December 24, 2012	
16	12/29/12	Evansville	W 87-70
		Week of December 31, 2012	
16	1/2/13	at Illinois State	W 79-72
16	1/5/13	Indiana State	W 79-66
		Week of January 7, 2013	
13	1/8/13	Drake	W 91-61
13	1/11/13	at Missouri State	W 74-52
		Week of January 14, 2013	
12	1/15/13	Northern Iowa	W 79-68
12	1/19/13	at Wichita State	L 64-67
		Week of January 21, 2013	
17	1/23/13	at Drake	L 69-74
17	1/27/13	at Southern Illinois	W 81-51
		Week of January 28, 2013	
21	1/30/13	Missouri State	W 91-77
21	2/2/13	Bradley	W 75-58
		Week of February 4, 2013	
16	2/6/13	at Indiana State	L 57-76
16	2/9/13	Illinois State	L 72-75
		Week of March 11, 2013	
(Ranked 23rd, but no games played)			
		Week of March 18, 2013	
22	3/22/13	vs. Cincinnati (NCAA)	W 67-63
22	3/24/13	vs. #6 Duke (NCAA)	L 50-66
		Week of November 18, 2013	
23	11/23/13	Tulsa	W 82-72
		Week of November 25, 2013	
20	11/28/13	vs. Arizona State	W 88-60
20	11/29/13	vs. San Diego State	L 80-86
20	12/1/13	vs. George Washington	L 53-60
		Week of January 13, 2014	
20	1/14/14	Butler	W 88-60
20	1/18/14	at Providence	L 68-81
		Week of January 27, 2014	
20	1/28/14	St. John's	W 63-60
		Week of February 3, 2014	
12	2/7/14	DePaul	W 78-66
12	2/9/14	at St. John's	L 65-70
		Week of February 10, 2014	
18	2/13/14	at Butler	W 68-63
18	2/16/14	#6 Villanova	W 101-80
		Week of February 17, 2014	
11	2/19/14	at Marquette	W 85-70
11	2/23/14	Seton Hall	W 72-71
		Week of February 24, 2014	
9	03/01/14	at Xavier	L 69-75
		Week of March 3, 2014	
13	03/04/14	at Georgetown	L 63-75
13	03/08/14	Providence	W 88-73
		Week of March 10, 2014	
14	03/13/14	vs. DePaul	W 84-62
14	03/14/14	vs. Xavier	W 86-78
14	03/15/14	vs. Providence	L 58-65
		Week of March 17, 2014	
16	03/21/14	vs. Louisiana (NCAA)	W 76-66
16	03/23/14	vs. #23 Baylor (NCAA)	L 55-85
		Week of November 24, 2014	
23	11/25/14	Eastern Illinois	W 75-53
23	11/28/14	vs. Ole Miss	L 68-75
23	11/29/14	vs. Middle Tennessee	W 57-47
		Preseason Poll, 2016-17 (October 31, 2016)	
22	11/11/16	UMKC	W 89-82
		Week of November 14, 2016	
22	11/15/16	#9 Wisconsin	W 77-69
22	11/18/16	vs. Washington State	W 103-77
22	11/20/16	vs. North Carolina State	W 112-94
		Week of November 21, 2016	
12	11/21/16	vs. Ole Miss	W 86-77
12	11/26/16	Loyola (Md.)	W 82-52
		Week of November 28, 2016	
10	11/29/16	Buffalo	W 93-72
10	12/03/16	Akron	W 82-70
		Week of December 5, 2016	
10	12/07/16	at Nebraska	W 77-62
10	12/09/16	Longwood	W 113-58
		Week of December 12, 2016	
10	12/17/16	Oral Roberts	W 66-65
		Week of December 19, 2016	
9	12/20/16	at Arizona State	W 96-85
		Week of December 26, 2016	
10	12/28/16	Seton Hall	W 89-75
10	12/31/16	#1 Villanova	L 70-80
		Week of January 2, 2017	
10	01/04/17	at St. John's	W 85-72
10	01/07/17	at Providence	W 78-64
		Week of January 9, 2017	
8	01/11/17	#12 Butler	W 75-64
8	01/14/17	Truman State	W 101-69
		Week of January 16, 2017	
7	01/16/17	at #22 Xavier	W 72-67
7	01/21/17	Marquette	L 94-102
		Week of January 23, 2017	
16	01/25/17	at Georgetown	L 51-71
16	01/28/17	DePaul	W 83-66
		Week of January 30, 2017	
22	01/31/17	at #16 Butler	W 76-67
22	02/04/17	Xavier	L 80-82
		Week of February 6, 2017	
23	02/11/17	at DePaul	W 93-58
		Week of February 13, 2017	
20	02/15/17	at Seton Hall	L 81-87
20	02/19/17	Georgetown	W 87-70
		Week of February 20, 2017	
23	02/22/17	Providence	L 66-68
23	02/25/17	at #2 Villanova	L 63-79
		Week of November 27, 2017	
25	12/01/17	at #15 Gonzaga	L 74-91
		Week of December 18, 2017	
25	12/18/17	UT Arlington	W 90-81
25	12/20/17	USC Upstate	W 116-62
		Week of December 25, 2017	
25	12/28/17	at #23 Seton Hall	L 84-90
25	12/31/17	Providence	W 83-64
		Week of January 8, 2018	
25	01/09/18	Butler	W 85-74
25	01/13/18	at #10 Xavier	L 70-92
		Week of January 13, 2020	
25	01/15/20	at Georgetown	L 80-83
25	01/18/20	Providence	W 78-74
		Week of February 3, 2020	
21	02/05/20	at Providence	L 56-73
21	02/08/20	St. John's	W 94-82
		Week of February 10, 2020	
23	02/12/20	at #10 Seton Hall	W 87-82
23	02/15/20	DePaul	W 93-64
		Week of February 17, 2020	
15	02/18/20	at #19 Marquette	W 73-65
15	02/23/20	#21 Butler	W 81-59
		Week of February 24, 2020	
10	03/01/20	at St. John's	L 71-91
		Week of March 2, 2020	
11	03/04/20	Georgetown	W 91-76
11	03/07/20	#8 Seton Hall	W 77-60
		Week of March 9, 2020	
(Ranked 7th, but no games played)			
		Week of March 16, 2020	
(Ranked 7th, but no games played)			
		Preseason Poll, 2020-21 (November 9, 2020)	
11	***11/29/20***	***North Dakota State***	***W 69-58***
		Week of November 30, 2020	
9	***12/01/20***	***Nebraska-Omaha***	***W 94-67***
9	***12/04/20***	***Kennesaw State***	***W 93-58***
		Week of December 7, 2020	
8	***12/08/20***	***at #5 Kansas***	***L 72-73***
8	***12/11/20***	***Nebraska***	***W 98-74***
		Week of December 14, 2020	
9	***12/14/20***	***Marquette***	***L 84-89***
9	***12/17/20***	***at St. John's***	***W 94-76***
9	***12//20/20***	***at Connecticut***	***W 76-74 (OT)***
		Week of December 21, 2020	
12	***12/23/20***	***#22 Xavier***	***W 66-61***
		Week of December 28, 2020	
11	***01/02/21***	***at Providence***	***W 67-65***
		Week of January 4, 2021	
7	***01/06/21***	***Seton Hall***	***W 89-53***
7	***01/09/21***	***St. John's***	***W 97-79***
		Week of January 11, 2021	
8	***01/16/21***	***at Butler***	***L 66-70 (OT)***
		Week of January 18, 2021	
11	***01/20/21***	***Providence***	***L 70-74***
11	***01/23/21***	***#23 Connecticut***	***W 74-66***
		Week of January 25, 2021	
17	***01/27/21***	***at Seton Hall***	***W 85-81***
17	***01/30/21***	***at DePaul***	***W 69-62***
		Week of February 1, 2021	
15	***02/03/21***	***Georgetown***	***L 79-86***
15	***02/06/21***	***at Marquette***	***W 71-68***
		Week of February 8, 2021	
19	***02/09/21***	***at Georgetown***	***W 63-48***
19	***02/13/21***	***#5 Villanova***	***W 86-70***
		Week of February 15, 2021	
(Ranked 14th, but no games played)			
		Week of February 22, 2021	
13	***02/24/21***	***DePaul***	***W 77-53***
13	***02/27/21***	***at Xavier***	***L 69-77***
		Week of March 1, 2021	
14	***03/03/21***	***at #10 Villanova***	***L 60-72***
14	***03/06/21***	***Butler***	***W 93-73***
		Week of March 8, 2021	
17	***03/11/21***	***vs. Butler***	***W 91-60***
17	***03/12/21***	***vs. Connecticut***	***W 59-56***
17	***03/13/21***	***vs. Georgetown***	***L 48-73***
		Week of March 15, 2021	
19	***03/20/21***	***vs. UC Santa Barbara***	***2:30 p.m.***

Creighton As A Ranked Team, By Coach

Coach	All	Home	Away	Neut.	vs. Top 10	vs. Top 11-25
Sutton	4-3	0-1	2-1	2-1	0-0	1-2
Apke	5-2	4-1	1-1	0-0	0-1	0-0
Altman	25-7	16-0	6-6	3-1	0-0	0-1
McDermott	105-42	60-11	28-23	17-8	5-6	7-3
Huss	1-0	1-0	0-0	0-0	0-0	0-0
Total	**140-54**	**81-12**	**37-31**	**22-10**	**5-7**	**8-6**

Creighton's History in the Coaches Poll (170-63)

Rank	Date	Opponent	Result
		Preseason Poll, 1962-63	
19	12/01/62	at LaSalle	W 91-72
19	12/03/62	at Michigan	L 62-81
		Week of December 4, 1962	
12	12/07/62	St. John's	W 52-34
12	12/10/62	West Texas A&M	W 90-65
		Week of December 11, 1962	
12	12/13/62	at Notre Dame	L 48-74
12	12/15/62	Clemson	W 87-67
		Week of December 17, 1963	
18	12/18/63	Gonzaga	W 89-78
18	12/20/63	at Long Beach State	W 99-93
18	12/21/63	vs. #6 UCLA	L 79-95
18	12/23/63	at Nevada	W 92-63
		Week of December 24, 1963	
12	12/28/63	at South Dakota	W 75-54
		Week of January 14, 1964	
18	01/14/64	New Mexico State	W 99-73
		Week of January 28, 1964	
16	01/29/64	at St. John's	L 60-64
16	02/01/64	Aquinas	W 106-60
		Week of February 5, 1974	
18	02/09/74	at #5 Marquette	W 75-69
18	02/11/74	St. John's (Minn.)	W 81-43
		Week of February 12, 1974	
		(Ranked 18th, but no games played)	
		Week of February 19, 1974	
16	02/19/74	at UC Irvine	W 83-52
16	02/22/74	at Hawaii	W 63-59
16	02/23/74	at Hawaii	L 60-61
		Week of February 26, 1974	
16	03/04/74	#16 South Carolina	L 69-78
		Week of March 5, 1974	
18	03/09/74	vs. Texas	W 77-61
		Week of March 12, 1974	
17	03/14/74	vs. #10 Kansas	L 54-55
17	03/16/74	vs. #15 Louisville	W 80-71
		Week of January 21, 1975	
17	01/21/75	at Bradley	W 82-76
		Week of January 28, 1975	
14	01/28/75	Oklahoma City	W 61-58
14	02/01/75	Oral Roberts	W 77-62
		Week of February 4, 1975	
18	02/09/75	UC Santa Barbara	W 72-61
		Week of February 11, 1975	
16	02/11/75	Nebraska-Omaha	W 62-53
16	02/15/75	at Oklahoma City	W 68-56
		Week of March 4, 1975	
18	03/08/75	#7 Marquette	L 60-64
		Week of March 11, 1975	
16	03/15/75	vs. #5 Maryland	L 79-84
		Week of February 22, 1977	
15	02/26/77	at North Texas	L 105-108 (OT)
15	02/28/77	at Charlotte	L 67-85
		Week of December 9, 2002	
24	12/14/02	Tennessee Tech	W 101-72
		Week of December 16, 2002	
19	12/16/02	Delaware State	W 68-48
19	12/21/02	at Nebraska	W 81-73
		Week of December 23, 2002	
18	12/29/02	Southeast Missouri St.	W 93-70
		Week of December 30, 2002	
15	12/31/02	at #19 Xavier	L 73-75
15	01/05/03	Drake	W 84-63
		Week of January 6, 2003	
16	01/08/03	at Bradley	W 65-58
16	01/11/03	at Illinois State	W 76-57
		Week of January 13, 2003	
14	01/15/03	Evansville	W 93-56
14	01/18/03	Southern Illinois	W 85-76
		Week of January 20, 2003	
9	01/20/03	Illinois State	W 95-82
9	01/23/03	at Evansville	L 66-74
9	01/26/03	TCU	W 89-79
		Week of January 27, 2003	
15	01/29/003	at Indiana State	W 74-46
15	02/01/03	at Drake	W 88-68
		Week of February 3, 2003	
13	02/04/03	Northern Iowa	W 84-75
13	02/08/03	Bradley	W 88-65
		Week of February 10, 2003	
12	02/12/03	Missouri State	W 70-67 (OT)
12	02/15/03	at Wichita State	L 74-80
		Week of February 17, 2003	
18	02/19/03	Indiana State	W 77-54
18	02/22/03	Fresno State	W 67-66
		Week of February 24, 2003	
18	02/26/03	at Missouri State	W 63-58
18	03/01/03	at Southern Illinois	L 62-70
		Week of March 3, 2003	
19	03/03/03	Wichita State	W 86-60
19	03/08/03	vs. Indiana State	W 57-56
19	03/09/03	vs. Wichita State	W 70-69
		Week of March 10, 2003	
17	03/10/03	vs. Southern Illinois	W 80-56
		Week of March 17, 2003	
15	03/20/03	vs. Central Michigan	L 75-79
		Year-End Poll, 2003	
		(Ranked 23rd but no games played)	
		Week of January 5, 2004	
23	01/05/04	at Bradley	W 66-49
23	01/07.04	at Illinois State	W 56-55
23	01/11/04	Drake	W 78-67
		Week of January 12, 2004	
20	01/14/04	at Northern Iowa	L 73-82
20	01/17/04	Evansville	W 72-53
		Week of January 19, 2004	
24	01/21/04	at Wichita State	L 62-77
24	01/24/04	Illinois State	W 72-63
		Preseason Poll, 2006-07 (October 23, 2006)	
		(Ranked 23rd but no games played)	
		Week of November 13, 2006	
25	11/13/06	Mississippi Valley State	W 78-42
25	11/18/06	at Nebraska	L 61-73
		Week of March 12, 2007	
24	03/16/07	vs. #13 Nevada	L 71-77 (OT)
		Week of November 21, 2011	
25	11/25/11	Campbell	W 104-81
		Week of November 28, 2011	
22	11/30/11	at San Diego State	W 85-83
22	12/04/11	Nebraska	W 76-66
		Week of December 5, 2011	
17	12/10/11	at Saint Joseph's	L 71-80
		Week of December 12, 2011	
24	12/17/11	Houston Baptist	W 97-62
		Week of December 19, 2011	
21	12/19/11	at Tulsa	W 83-64
21	12/22/11	Northwestern	W 87-79
		Week of December 26, 2011	
19	12/28/11	Missouri State	L 65-77
19	12/31/11	at Wichita State	W 68-61
		Week of January 2, 2012	
24	01/03/12	Drake	W 76-59
24	01/07/12	at Bradley	W 92-83
		Week of January 9, 2012	
21	1/10/12	Northern Iowa	W 63-60
21	1/13/12	at Illinois State	W 87-78
21	1/15/12	Southern Illinois	W 90-71
		Week of January 16, 2012	
18	1/18/12	at Missouri State	W 66-65
18	1/21/12	Indiana State	W 75-49
		Week of January 23, 2012	
14	1/25/12	at Drake	W 77-69
14	1/28/12	Bradley	W 73-59
		Week of January 30, 2012	
12	2/1/12	Illinois State	W 102-74
12	2/4/12	at Northern Iowa	L 62-65
		Week of February 6, 2012	
15	2/7/12	at Evansville	L 57-65
15	2/11/12	Wichita State	L 68-89
		Week of February 27, 2012	
24	3/2/12	vs. Drake	W 68-61
24	3/3/12	vs. Evansville	W 99-71
24	3/4/12	vs. Illinois State	W 83-79 (OT)
		Week of March 5, 2012	
		(Ranked 22nd, but no games played)	
		Week of March 12, 2012	
20	3/16/12	vs. Alabama	W 58-57
20	3/18/12	vs. #5 North Carolina	L 73-87
		Year-End Poll, April 3, 2012	
		(Ranked 21st, but no games played)	
		Preseason Poll, 2012-13 (October 19, 2012)	
15	11/9/12	North Texas	W 71-51
		Week of November 12, 2012	
13	11/14/12	UAB	W 77-60
13	11/18/12	Presbyterian	W 87-78
		Week of November 19, 2012	
12	11/20/12	Longwood	W 105-57
12	11/23/12	vs. #24 Wisconsin	W 84-74
12	11/24/12	vs. Arizona State	W 87-73
		Week of November 26, 2012	
11	11/28/12	Boise State	L 70-83
11	12/1/12	Saint Joseph's	W 80-51
		Week of December 3, 2012	
13	12/6/12	at Nebraska	W 64-42
13	12/9/12	Akron	W 77-61
		Week of December 10, 2012	
13	12/15/12	at California	W 74-64
		Week of December 17, 2012	
13	12/19/12	Tulsa	W 71-54
		Week of December 24, 2012	
12	12/29/12	Evansville	W 87-70
		Week of December 31, 2012	
11	1/2/13	at Illinois State	W 79-72
11	1/5/13	Indiana State	W 79-66
		Week of January 7, 2013	
11	1/8/13	Drake	W 91-61
11	1/11/13	at Missouri State	W 74-52
		Week of January 14, 2013	
10	1/15/13	Northern Iowa	W 79-68
10	1/19/13	at Wichita State	L 64-67
		Week of January 21, 2013	
12	1/23/13	at Drake	L 69-74
12	1/27/13	at Southern Illinois	W 81-51
		Week of January 28, 2013	
17	1/30/13	Missouri State	W 91-77
17	2/2/13	Bradley	W 75-58
		Week of February 4, 2013	
13	2/6/13	at Indiana State	L 57-76
13	2/9/13	Illinois State	L 72-75
		Week of February 11, 2013	
23	2/13/13	at Northern Iowa	L 54-61
23	2/16/13	at Evansville	W 71-68
		Week of March 11, 2013	
		(Ranked 24th, but no games played)	
		Week of March 18, 2013	
21	3/22/13	vs. Cincinnati	W 67-63
21	3/24/13	vs. #7 Duke	L 50-66
		Year-End Poll, April 9, 2013	
		(Ranked 21st but no games played)	
		Week of November 18, 2013	
23	11/23/13	Tulsa	W 82-72
		Week of November 25, 2013	
18	11/28/13	vs. Arizona State	W 88-60
18	11/29/13	vs. San Diego State	L 80-86
18	12/1/13	vs. George Washington	L 53-60
		Week of January 6, 2014	
23	01/07/14	at DePaul	W 81-62
23	01/12/14	Xavier	W 95-89
		Week of January 13, 2014	
19	1/14/14	Butler	W 88-60
19	1/18/14	at Providence	L 68-81
		Week of January 20, 2014	
24	01/20/14	at #5 Villanova	W 86-68
24	01/25/14	Georgetown	W 76-63
		Week of January 27, 2014	
20	1/28/14	St. John's	W 63-60
		Week of February 3, 2014	
12	2/7/14	DePaul	W 78-66
12	2/9/14	at St. John's	L 65-70
		Week of February 10, 2014	
17	2/13/14	at Butler	W 68-63
17	2/16/14	#6 Villanova	W 101-80
		Week of February 17, 2014	
12	2/19/14	at Marquette	W 85-70
12	2/23/14	Seton Hall	W 72-71
		Week of February 24, 2014	
10	03/01/14	at Xavier	L 69-75
		Week of March 3, 2014	
13	03/04/14	at Georgetown	L 63-75
13	03/08/14	Providence	W 88-73
		Week of March 10, 2014	
14	03/13/14	vs. DePaul	W 84-62
14	03/14/14	vs. Xavier	W 86-78
14	03/15/14	vs. Providence	L 58-65
		Week of March 17, 2014	
16	03/21/14	vs. Louisiana	W 76-66
16	03/23/14	vs. Baylor	L 55-85
		Year-End Poll, April 7, 2014	
		(Ranked 20th, but no games played)	
		Preseason Poll, 2016-17 (October 20, 2016)	
23	11/11/16	UMKC	W 89-82
		Week of November 14, 2016	
20	11/15/16	#11 Wisconsin	W 77-69
20	11/18/16	vs. Washington State	W 103-77
20	11/20/16	vs. North Carolina St.	W 112-94
		Week of November 21, 2016	
18	11/21/16	vs. Ole Miss	W 86-77
18	11/26/16	Loyola (Md.)	W 82-52
		Week of November 28, 2016	
12	11/29/16	Buffalo	W 93-72
12	12/03/16	Akron	W 82-70
		Week of December 5, 2016	
10	12/07/16	at Nebraska	W 77-62
10	12/09/16	Longwood	W 113-58
		Week of December 12, 2016	
10	12/17/16	Oral Roberts	W 66-65
		Week of December 19, 2016	
9	12/20/16	at Arizona State	W 96-85
		Week of December 26, 2016	
9	12/28/16	Seton Hall	W 89-75
9	12/31/16	#1 Villanova	L 70-80
		Week of January 2, 2017	
10	01/04/17	at St. John's	W 85-72
10	01/07/17	at Providence	W 78-64
		Week of January 9, 2017	
8	01/11/17	#13 Butler	W 75-64
8	01/14/17	Truman State	W 101-69
		Week of January 16, 2017	
7	01/16/17	at #19 Xavier	W 72-67
7	01/21/17	Marquette	L 94-102
		Week of January 23, 2017	
16	01/25/17	at Georgetown	L 51-71
16	01/28/17	DePaul	W 83-66
		Week of January 30, 2017	
22	01/31/17	at #15 Butler	W 76-67
22	02/04/17	#25 Xavier	L 80-82
		Week of February 6, 2017	
23	02/11/17	at DePaul	W 93-58
		Week of February 13, 2017	
22	02/15/17	at Seton Hall	L 81-87
22	02/19/17	Georgetown	W 87-70
		Week of February 20, 2017	
23	02/22/17	Providence	L 66-68
23	02/25/17	at #2 Villanova	L 63-79
		Week of November 27, 2017	
23	12/01/17	at #14 Gonzaga	L 74-91
		Week of December 11, 2017	
25	12/15/17	Maryland Eastern Shore	W 87-36
25	12/18/17	UT Arlington	W 90-81
		Week of December 18, 2017	
24	12/18/17	UT Arlington	W 90-81
24	12/20/17	USC Upstate	W 116-62
		Week of December 26, 2017	
23	12/28/17	at #24 Seton Hall	L 84-90
23	12/31/17	Providence	W 83-64
		Week of January 2, 2018	
24	01/03/18	St. John's	W 78-71
24	01/06/18	at Georgetown	W 90-66
		Week of January 8, 2018	
22	01/09/18	Butler	W 85-74
22	01/13/18	at #10 Xavier	L 70-92
		Week of February 12, 2018	
25	02/13/18	Bemidji State	W 94-46
25	02/17/18	Marquette	L 86-90
		Week of February 26, 2018	
24	02/27/18	DePaul	W 82-57
24	03/03/18	at Marquette	L 81-85
		Week of February 3, 2020	
22	02/05/20	at Providence	L 56-73
22	02/08/20	St. John's	W 94-82
		Week of February 10, 2020	
21	02/12/20	at #10 Seton Hall	W 87-82
21	02/15/20	DePaul	W 93-64
		Week of February 17, 2020	
15	02/18/20	at #19 Marquette	W 73-65
15	02/23/20	#23 Butler	W 81-59
		Week of February 24, 2020	
11	03/01/20	at St. John's	L 71-91
		Week of March 2, 2020	
14	03/04/20	Georgetown	W 91-76
14	03/07/20	#7 Seton Hall	W 77-60
		Week of March 9, 2020	
		(Ranked 9th, but no games played)	
		Year-End Poll, March 16, 2020	
		(Ranked 9th, but no games played)	
		Preseason Poll, 2020-21 (November 12, 2020)	
11	***11/29/20***	***North Dakota State***	***W 69-58***
11	***12/01/20***	***Nebraska-Omaha***	***W 94-67***
		Week of December 7, 2020	
7	***12/08/20***	***at #5 Kansas***	***L 72-73***
7	***12/11/20***	***Nebraska***	***W 98-74***
		Week of December 14, 2020	
9	***12/14/20***	***Marquette***	***L 84-89***
9	***12/17/20***	***at St. John's***	***W 94-76***
9	***12/20/20***	***at Connecticut***	***W 76-74 (OT)***
		Week of December 21, 2020	
13	***12/23/20***	***#22 Xavier***	***W 66-61***
		Week of December 28, 2020	
10	***01/02/21***	***at Providence***	***W 67-65***
		Week of January 4, 2021	
5	***01/06/21***	***Seton Hall***	***W 89-53***
5	***01/09/21***	***St. John's***	***W 97-79***
		Week of January 11, 2021	
6	***01/16/21***	***at Butler***	***L 66-70 (OT)***
		Week of January 18, 2021	
11	***01/20/21***	***Providence***	***L 70-74***
11	***01/23/21***	***Connecticut***	***W 74-66***
		Week of January 25, 2021	
14	***01/27/21***	***at Seton Hall***	***W 85-81***
14	***01/30/21***	***at DePaul***	***W 69-62***
		Week of February 1, 2021	
12	***02/03/21***	***Georgetown***	***L 79-86***
12	***02/06/21***	***at Marquette***	***W 71-68***
		Week of February 8, 2021	
17	***02/09/21***	***at Georgetown***	***W 63-48***
17	***02/13/21***	***#4 Villanova***	***W 86-70***
		Week of February 15, 2021	
		(Ranked 12th, but no games played)	
		Week of February 22, 2021	
11	***02/24/21***	***DePaul***	***W 77-53***
11	***02/27/21***	***at Xavier***	***L 69-77***
		Week of March 1, 2021	
12	***03/03/21***	***at #9 Villanova***	***L 60-72***
12	***03/06/21***	***Butler***	***W 93-73***
		Week of March 8, 2021	
17	***03/11/21***	***vs. Butler***	***W 91-60***
17	***03/12/21***	***vs. Connnecticut***	***W 59-56***
17	***03/13/21***	***vs. Georgetown***	***L 48-73***
		Week of March 14, 2021	
19	***03/20/21***	***vs. UC Santa Barbara***	***2:30 p.m.***

Creighton As A Ranked Team, By Coach

Coach	All	Home	Away	Neut.
McManus	10-4	6-0	4-3	0-1
Sutton	6-3	1-1	3-1	2-1
Apke	6-4	4-1	2-2	0-1
Altman	29-9	18-0	8-7	3-2
McDermott	118-43	68-11	34-25	16-7
Huss	1-0	1-0	0-0	0-0
Total	**170-63**	**98-13**	**51-38**	**21-12**

Antwann Jones

6-6 • 220
So. • Guard
Orlando, Fla.

#0

2020-21 Season Highlights

• Transfer from Memphis who sat out the 2019-20 season with the Bluejays.
• Made his Creighton debut with 11 points, 5 rebounds and 4 assists vs. North Dakota State (Nov. 29), then had 12 points and 6 assists vs. Omaha (Dec. 1).
• Scored season-high 13 points in 13 minutes, adding four rebounds and two assists to lead comeback from 13 down vs. No. 22 Xavier (Dec. 23).
• Scored eight points in 12 minutes vs. Seton Hall (Jan. 6).
• Shot 3-for-3 to score eight points and add four rebounds and four assists in Madison Square Garden debut vs. Butler (March 11).
• Averaged 3.7 points. 4.6 assists and team-leading 6.3 rebounds and 3.3 steals per game in three games during Creighton's August 2019 trip to Australia.
• At Memphis in 2018-19, averaged 4.7 points and 3.0 rebounds in 16.7 minutes per game in 35 appearances, including six starts.

Game-by-Game Statistics

#0 Antwann Jones' Game-by-Game Stats

Opponent	Min	FG	Pct	3FG	Pct	FT	Pct	O-D-R	A	T	B	S	Pts.
NORTH DAKOTA STATE•	27	4-10	.400	1-4	.250	2-2	1.000	2-3-5	4	1	0	0	11
NEBRASKA-OMAHA	22	4-7	.571	1-3	.333	3-5	.600	0-6-6	4	0	0	0	12
KENNESAW STATE	19	1-4	.250	0-1	.000	7-8	.875	1-6-7	2	0	1	0	9
#5 Kansas	10	2-4	.500	0-0	---	0-0	---	0-1-1	0	1	2	0	4
NEBRASKA	18	3-6	.500	1-2	.500	0-0	---	0-4-4	2	1	0	1	7
MARQUETTE	15	2-3	.667	0-0	---	0-1	.000	1-0-1	2	0	0	0	4
St. John's	12	1-2	.500	0-1	.000	0-0	---	1-2-3	2	0	1	0	2
Connecticut	16	1-6	.167	1-4	.250	3-6	.500	0-0-0	1	2	0	0	6
#22 XAVIER	13	4-8	.500	2-4	.500	3-3	1.000	1-3-4	2	2	0	0	13
Providence	9	0-1	.000	0-0	---	2-2	1.000	1-1-2	1	0	0	0	2
SETON HALL	12	3-7	.429	2-4	.500	0-0	---	1-1-2	1	0	0	0	8
ST. JOHN'S	14	1-4	.250	1-2	.500	0-0	---	1-1-2	4	1	0	0	3
Butler	18	1-3	.333	0-1	.000	0-0	---	1-5-6	1	2	0	1	2
PROVIDENCE	11	1-6	.167	0-1	.000	0-0	---	0-4-4	0	0	0	1	2
#23 CONNECTICUT	9	0-0	---	0-0	---	0-2	.000	0-2-2	0	1	1	1	0
Seton Hall	5	0-1	.000	0-0	---	0-0	---	1-0-1	1	1	0	0	0
DePaul	5	0-1	.000	0-1	.000	0-0	---	0-1-1	0	1	0	0	0
GEORGETOWN	8	2-2	1.000	1-1	1.000	0-0	---	0-1-1	0	2	0	0	5
Marquette	2	0-1	.000	0-1	.000	0-0	---	0-0-0	1	0	0	0	0
Georgetown	7	0-1	.000	0-0	---	0-0	---	1-0-1	1	3	0	1	0
#5 VILLANOVA	6	1-2	.500	0-1	.000	0-0	---	0-0-0	0	0	0	1	2
DEPAUL	15	0-4	.000	0-3	.000	0-0	---	0-3-3	2	1	0	1	0
Xavier	4	0-1	.000	0-0	---	0-1	.000	0-0-0	0	0	0	0	0
#10 Villanova	9	0-1	.000	0-0	---	0-0	---	0-1-1	1	0	0	0	0
BUTLER	3	0-0	---	0-0	---	0-0	---	0-1-1	1	1	0	0	0
Butler	12	3-3	1.000	2-2	1.000	0-0	---	0-4-4	4	0	0	0	8
Connecticut	5	0-0	---	0-0	---	0-0	---	0-0-0	0	0	1	0	0
Georgetown	16	0-2	.000	0-1	.000	0-0	---	2-2-4	2	1	0	0	0

Season and Career Highs

#0 Antwann Jones		SEASON		CAREER
Points	13	#22 Xavier, 12/23	16	Wichita State, 1/3/19
Rebounds	7	Kennesaw State, 12/4	7 (2x)	last Kennesaw State, 12/4/20
FG	4 (3x)	last #22 Xavier, 12/23	7	Wichita State, 1/3/19
FGA	10	North Dakota State, 11/29	14	vs. Canisius, 11/23/18
3FG	2 (3x)	last vs. Butler, 3/11	2 (6x)	last vs. Butler, 3/11/21
3FGA	4 (4x)	last Seton Hall, 1/6	5	East Carolina, 1/10/19
FT	7	Kennesaw State, 12/4		Same
FTA	8	Kennesaw State, 12/4		Same
Assists	4 (3x)	last St. John's, 1/9	6	Little Rock, 12/19/18
Steals	1 (7x)	last DePaul, 2/24	3 (3x)	last at Creighton, 3/22/19
Blocks	2	at #5 Kansas, 12/8	3	UCF, 1/27/19
Minutes	27	North Dakota State, 11/29	31	at Tulane, 1/13/19

Antwann Jones' Career Statistics

Year	GP-GS	Min.-Avg.	FGM-A	Pct.	3FGM-A	Pct.	FTM-A	Pct.	Off-Def	Total	Avg.	PF-D	Ast.	TO	Blk.	Stl.	Pts.	Avg.
2018-19 (MEM)	35-6	584-16.7	56-132	.424	15-44	.341	38-45	.844	18-86	104	3.0	59-2	64	51	14	23	165	4.7
2019-20 (CU)		Redshirted																
2020-21 (CU)	28-1	322-11.5	34-90	.389	12-37	.324	20-30	.667	14-52	66	2.4	36-0	39	21	6	7	100	3.6
Totals (All)	**63-7**	**906-14.4**	**90-222**	**.405**	**27-81**	**.333**	**58-75**	**.773**	**32-138**	**170**	**2.7**	**95-2**	**103**	**72**	**19**	**30**	**265**	**4.2**

Shereef Mitchell

6-0 • 170
So. • Guard
Omaha, Neb.

#4

2020-21 Season Highlights

• Sophomore point guard who is among team's most improved players.
• Made first start of season on Jan. 9 vs. St. John's, finishing with 10 points, 3 rebounds and 3 assists.
• Also started at Butler, leading CU with 4 assists (Jan. 16).
• Tied career-high with 11 points vs. Kennesaw St. (Dec. 4).
• Scored seven points in 13 minutes of win vs. Nebraska (Dec. 11).
• Made all three shot attempts vs. Seton Hall (Jan. 6).
• Inserted for defense on final possession of 71-68 win at Marquette (Feb. 6).
• Tied career-high with three steals in win at Georgetown (Feb. 9).
• Buried a pair of three-pointers and scored eight points at No. 10 Villanova (March 3).
• Picked up first blocked shot of the season vs. Butler (March 6) while tying his season-best with four assists.
• Had eight points and two steals in BIG EAST Tournament win vs. Butler (March 11), making both three-point attempts.
• Is 16-for-20 at the line this season.
• One of team's top perimeter defenders.
• Averaged 2.7 points per game as a freshman.
• In 2019-20 campaign became one of three Bluejays in the last 20 years to start season-opener as a true freshman, joining Doug McDermott and Khyri Thomas.
• Team is now 19-4 all-time when he has multiple assists, and 20-3 when he snares multiple rebounds in a game.

Game-by-Game Statistics

#4 Shereef Mitchell's Game-by-Game Stats

Opponent	Min	FG	Pct	3FG	Pct	FT	Pct	O-D-R	A	T	B	S	Pts.
NORTH DAKOTA STATE	26	2-4	.500	1-3	.333	0-0	---	0-2-2	1	1	0	2	5
NEBRASKA-OMAHA	21	0-0	---	0-0	---	2-2	1.000	0-5-5	4	1	0	0	2
KENNESAW STATE	18	4-4	1.000	1-1	1.000	2-2	1.000	0-1-1	3	1	0	2	11
#5 Kansas	10	0-1	.000	0-1	.000	0-0	---	0-0-0	1	1	0	1	0
NEBRASKA	13	3-5	.600	1-1	1.000	0-0	---	0-0-0	2	0	0	1	7
MARQUETTE	13	0-2	.000	0-0	---	0-0	---	0-0-0	1	0	0	1	0
St. John's	10	1-2	.500	0-0	---	0-0	---	0-1-1	2	0	0	1	2
Connecticut	8	0-2	.000	0-1	.000	0-0	---	0-0-0	1	0	0	0	0
#22 XAVIER	13	1-2	.500	0-0	---	0-0	---	0-2-2	0	1	0	0	2
Providence	10	0-2	.000	0-1	.000	0-0	---	0-0-0	2	0	0	0	0
SETON HALL	15	3-3	1.000	0-0	---	2-2	1.000	0-2-2	1	2	0	2	8
ST. JOHN'S•	22	4-7	.571	2-4	.500	0-0	---	1-2-3	3	1	0	1	10
Butler•	30	1-3	.333	1-3	.333	2-2	1.000	1-1-2	4	1	0	0	5
PROVIDENCE	5	0-0	---	0-0	---	0-0	---	0-1-1	0	0	0	0	0
#23 CONNECTICUT	11	0-1	.000	0-0	---	0-0	---	0-2-2	0	2	0	0	0
Seton Hall	9	0-1	.000	0-1	.000	2-2	1.000	1-0-1	0	0	0	1	2
DePaul	16	0-3	.000	0-0	---	1-2	.500	0-3-3	3	0	0	2	1
GEORGETOWN	13	0-2	.000	0-1	.000	1-2	.500	0-1-1	1	2	0	0	1
Marquette	8	0-1	.000	0-1	.000	0-0	---	1-2-3	0	1	0	0	0
Georgetown	15	1-3	.333	0-2	.000	0-0	---	0-0-0	1	3	0	3	2
#5 VILLANOVA	8	1-2	.500	0-1	.000	2-2	1.000	0-0-0	2	0	0	0	4
DEPAUL	18	1-1	1.000	0-0	---	2-4	.500	0-1-1	3	0	0	2	4
Xavier	11	0-2	.000	0-1	.000	0-0	---	0-1-1	2	0	0	0	0
#10 Villanova	22	3-8	.375	2-5	.400	0-0	---	0-3-3	3	1	0	0	8
BUTLER	20	2-5	.400	0-1	.000	0-0	---	0-4-4	4	1	1	1	4
Butler	17	3-3	1.000	2-2	1.000	0-0	---	0-1-1	1	1	0	2	8
Connecticut	7	1-2	.500	1-1	1.000	0-0	---	0-1-1	0	1	0	0	3
Georgetown		Did	Not		Play	--		Injured					

Season and Career Highs

#4 Shereef Mitchell		SEASON		CAREER
Points	11	Kennesaw State, 12/4	11 (2x)	last Kennesaw State, 12/4
Rebounds	5	Omaha, 12/1	. 6	Kennesaw State, 11/5/19
FG	4 (2x)	last St. John's, 1/9	4 (4x)	last St. John's, 1/9/21
FGA	8	at #10 Villanova, 3/3	8 (3x)	last at #10 Villanova, 3/3/21
3FG	2 (3x)	last vs. Butler, 3/11	2 (3x)	last vs. Butler, 3/11/21
3FGA	5	at #10 Villanova, 3/3		Same
FT	2 (7x)	last DePaul, 2/24	4 (2x)	last Oral Roberts, 12/3/19
FTA	4	DePaul, 2/24	4 (3x)	last DePaul, 2/24/21
Assists	4 (3x)	last Butler, 3/6	6 (2x)	last Georgetown, 3/4/20
Steals	3	at Georgetown, 2/9	3 (2x)	last at Georgetown, 2/9/21
Blocks	1	Butler, 3/6	1 (2x)	last Butler, 3/6/21
Minutes	30	at Butler (OT), 1/16		Same

Shereef Mitchell's Career Statistics

Year	GP-GS	Min.-Avg.	FGM-A	Pct.	3FGM-A	Pct.	FTM-A	Pct.	Off-Def	Total	Avg.	PF-D	Ast.	TO	Blk.	Stl.	Pts.	Avg.
2019-20	27-2	372-13.8	29-65	.446	1-12	.083	15-22	.682	6-32	38	1.4	38-0	39	23	1	20	74	2.7
2020-21	27-2	389-14.4	31-71	.437	11-31	.355	16-20	.800	4-36	40	1.5	44-0	45	21	1	22	89	3.3
Totals	**54-4**	**761-14.1**	**60-136**	**.441**	**12-43**	**.279**	**31-42**	**.738**	**10-68**	**78**	**1.4**	**82-0**	**84**	**44**	**2**	**42**	**163**	**3.0**

Alex O'Connell

6-6 • 186
Sr. • Guard
Roswell, Ga.

#5

2020-21 Season Highlights

• A transfer from Duke, where he averaged 5.2 points per game last season in 29 games for the Blue Devils.
• An NCAA vote on Dec. 16 made him eligible immediately, and he would generate six points and two rebounds in his Bluejay debut vs. St. John's (Dec. 17).
• Creighton is 16-6 since he became eligible.
• Had breakout game vs. St. John's, making 6-of-7 shots to score 16 points after entering the contest with 18 points in his first five games as a Jay.
• Had four points and five rebounds in win vs. No. 22 Xavier (Dec. 23).
• Scored six points in 13 minutes vs. Seton Hall (Jan. 6).
• Made back-to-back three-pointers to start 13-2 run to end first half of road win at Marquette (Feb. 6).
• Contributed 10 points in 13 minutes of win vs. DePaul, making 4-of-6 shots.
• Had six points, three assists and two rebounds in just 10 minutes of work vs. Butler (March 11) in BIG EAST Tournament quarterfinals.
• Grabbed career-high eight rebounds in just 10 minutes of BIG EAST Tournament semifinal win vs. Connecticut (March 12).
• Scored 11 points in a season-high 21 minutes off the bench in BIG EAST Tournament title game vs. Georgetown (March 13).
• Made 14 career starts at Duke, including five starts in place of Zion Williamson and starts in the Sweet 16 and Elite Eight for Cam Reddish in 2018-19.
• Made 73 career three-pointers at Duke.
• Ranked the No. 55 recruit out of high school by Rivals.com.

Game-by-Game Statistics

#5 Alex O'Connell's Game-by-Game Stats

Opponent	Min	FG	Pct	3FG	Pct	FT	Pct	O-D-R	A	T	B	S	Pts.
NORTH DAKOTA STATE		Did		Not		Play	--		Ineligible Transfer				
NEBRASKA-OMAHA		Did		Not		Play	--		Ineligible Transfer				
KENNESAW STATE		Did		Not		Play	--		Ineligible Transfer				
#5 Kansas		Did		Not		Play	--		Ineligible Transfer				
NEBRASKA		Did		Not		Play	--		Ineligible Transfer				
MARQUETTE		Did		Not		Play	--		Ineligible Transfer				
St. John's	12	3-7	.429	0-1	.000	0-0	---	0-2-2	1	1	0	1	6
Connecticut	8	1-1	1.000	0-0	---	0-0	---	0-2-2	0	0	0	0	2
#22 XAVIER	10	2-6	.333	0-2	.000	0-0	---	2-3-5	0	0	0	0	4
Providence	3	0-2	.000	0-1	.000	0-0	---	0-2-2	0	0	0	0	0
SETON HALL	13	2-4	.500	1-1	1.000	1-2	.500	1-2-3	0	0	0	1	6
ST. JOHN'S	17	6-7	.857	4-5	.800	0-1	.000	1-5-6	2	1	0	1	16
Butler	11	1-3	.333	0-1	.000	0-0	---	0-3-3	1	0	0	0	2
PROVIDENCE	10	0-5	.000	0-3	.000	0-0	---	0-3-3	1	1	0	0	0
#23 CONNECTICUT		Did		Not		Play	--		Injured				
Seton Hall	8	1-3	.333	1-2	.500	0-0	---	0-1-1	0	0	0	1	3
DePaul	11	1-6	.167	0-2	.000	0-0	---	1-1-2	1	0	0	1	2
GEORGETOWN	6	0-0	---	0-0	---	0-0	---	0-0-0	0	0	0	0	0
Marquette	12	2-2	1.000	2-2	1.000	0-0	---	0-0-0	1	1	0	0	6
Georgetown	13	1-4	.250	0-1	.000	0-0	---	0-2-2	0	0	0	1	2
#5 VILLANOVA	11	0-1	.000	0-1	.000	0-0	---	0-1-1	0	0	0	0	0
DEPAUL	13	4-6	.667	2-4	.500	0-1	.000	0-1-1	0	0	0	0	10
Xavier	6	0-1	.000	0-1	.000	0-0	---	0-1-1	0	1	0	0	0
#10 Villanova	13	0-4	.000	0-2	.000	0-0	---	1-2-3	1	1	0	1	0
BUTLER	5	1-2	.500	0-1	.000	0-0	---	0-0-0	0	2	0	0	2
Butler	10	2-4	.500	0-2	.000	2-2	1.000	0-2-2	3	0	0	1	6
Connecticut	9	1-1	1.000	0-0	---	0-0	---	3-5-8	0	0	0	1	2
Georgetown	21	3-12	.250	3-8	.375	2-2	1.000	1-2-3	0	0	0	0	11

Season and Career Highs

#5 Alex O'Connell	SEASON		CAREER (includes Duke)	
Points	16	St. John's, 1/9	20	at Syracuse, 2/23/19
Rebounds	8	vs. Connecticut, 3/12		Same
FG	6	St. John's, 1/9	6 (2x)	last St. John's, 1/9/21
FGA	12	vs. Georgetown, 3/13	12 (2x)	last vs. Georgetown, 3/13/21
3FG	4	St. John's, 1/9	5	at Syracuse, 2/23/19
3FGA	8	vs. Georgetown, 3/13	8 (3x)	last vs. Georgetown, 3/13/21
FT	2 (2x)	last vs. Georgetown, 3/13	5 (2x)	last Indiana, 11/27/18
FTA	2 (3x)	last vs. Georgetown, 3/13	6 (2x)	last Indiana, 11/27/18
Assists	3	vs. Butler, 3/11	3 (6x)	last vs. Butler, 3/11/21
Steals	1 (9x)	last vs. Connecticut, 3/12	4	Notre Dame, 2/15/20
Blocks			1 (6x)	last Notre Dame, 2/15/20
Minutes	21	vs. Georgetown, 3/13	35	vs. #16 Virginia Tech, 3/29/19

Alex O'Connell's Career Statistics

Year	GP-GS	Min.-Avg.	FGM-A	Pct.	3FGM-A	Pct.	FTM-A	Pct.	Off-Def	Total	Avg.	PF-D	Ast.	TO	Blk.	Stl.	Pts.	Avg.
2017-18 (Duke)	36-1	373-10.4	42-88	.477	22-45	.489	14-19	.737	18-32	50	1.4	16-0	19	16	4	11	120	3.3
2018-19 (Duke)	36-7	505-14.0	55-123	.447	30-80	.375	19-25	.760	15-52	67	1.9	19-0	21	29	0	20	159	4.4
2019-20 (Duke)	29-6	386-13.3	60-148	.405	21-77	.273	11-18	.611	16-49	65	2.2	21-0	22	22	2	22	152	5.2
2020-21 (CU)	21-0	222-10.6	31-81	.383	13-40	.325	5-8	.625	10-40	50	2.4	18-1	11	8	0	9	80	3.8
Totals (All)	**122-14**	**1486-12.2**	**188-440**	**.427**	**86-242**	**.355**	**49-70**	**.700**	**59-173**	**232**	**1.9**	**74-1**	**73**	**75**	**6**	**62**	**511**	**4.2**

Jett Canfield

5-10 • 165
So. • Guard
Topeka, Kan.

#10

2020-21 Season Highlights

• Had 16 points, 12 assists and six rebounds in 21 games as a reserve guard in 2019-20.
• Played nine minutes vs. St. John's (Jan. 9), picking up one steal.
• A walk-on who was surprised with a scholarship for the 2019-20 season during a Feb. 3 practice at The Palestra two days after a win at Villanova.
• One of two players in the nation with 12+ assists and two turnovers or less in 2019-20, and one of seven men nationally to play at least 125 minutes with two turnovers or less.
• Scored eight points in seven minutes of action during his Madison Square Garden debut vs. St. John's, making all three shot attempts, only to have the stats erased when the game was cancelled at halftime. Has since been interviewed about that game by *USA Today*, *New York Times*, ESPN.com and NCAA.com.

Game-by-Game Statistics

#10 Jett Canfield's Game-by-Game Stats

Opponent	Min	FG	Pct	3FG	Pct	FT	Pct	O-D-R	A	T	B	S	Pts.
NORTH DAKOTA STATE	6	0-0	---	0-0	---	0-0	---	0-0-0	0	1	0	0	0
NEBRASKA-OMAHA	7	0-0	---	0-0	---	0-0	---	0-0-0	0	1	0	0	0
KENNESAW STATE	6	0-0	---	0-0	---	0-0	---	0-0-0	0	0	0	0	0
#5 Kansas		Did		Not		Play							
NEBRASKA	3	1-1	1.000	0-0	---	0-0	---	0-0-0	1	0	0	0	2
MARQUETTE		Did		Not		Play							
St. John's	2	0-0	---	0-0	---	0-0	---	0-0-0	0	0	0	0	0
Connecticut		Did		Not		Play							
#22 XAVIER		Did		Not		Play							
Providence		Did		Not		Play							
SETON HALL	6	0-0	---	0-0	---	0-0	---	0-0-0	1	2	0	0	0
ST. JOHN'S	9	0-0	---	0-0	---	0-0	---	0-0-0	0	2	0	1	0
Butler	9	0-0	---	0-0	---	0-0	---	0-0-0	0	0	0	0	0
PROVIDENCE		Did		Not		Play							
#23 CONNECTICUT		Did		Not		Play							
Seton Hall		Did		Not		Play							
DePaul		Did		Not		Play							
GEORGETOWN		Did		Not		Play							
Marquette		Did		Not		Play							
Georgetown	1	0-0	---	0-0	---	0-0	---	0-0-0	0	0	0	0	0
#5 VILLANOVA		Did		Not		Play							
DEPAUL	4	0-1	.000	0-1	.000	0-0	---	0-0-0	0	0	0	1	0
Xavier		Did		Not		Play							
#10 Villanova		Did		Not		Play							
BUTLER	1	0-0	---	0-0	---	0-0	---	0-0-0	0	0	0	0	0
Butler	6	0-1	.000	0-1	.000	0-0	---	0-0-0	1	0	0	0	0
Connecticut		Did		Not		Play							
Georgetown	6	0-0	---	0-0	---	0-0	---	0-0-0	0	0	0	0	0

Season and Career Highs

#10 Jett Canfield	SEASON		CAREER	
Points	2	Nebraska, 12/8	4	UTRGV, 12/13/19
Rebounds			1 (6x)	last #21 Butler, 2/23/20
FG	1	Nebraska, 12/8	1 (5x)	last UTRGV, 12/13/19
FGA	1	Nebraska, 12/8	4	North Florida, 11/24/19
3FG			1 (3x)	last UTRGV, 12/13/19
3FGA	1	vs. Butler, 3/11	2 (3x)	last UTRGV, 12/13/19
FT			2	DePaul, 2/15/20
FTA			2 (2x)	last DePaul, 2/15/20
Assists	1 (3x)	last vs. Butler, 3/11	2 (4x)	last Midland, 12/28/19
Steals	1 (2x)	last DePaul, 2/24	2	UTRGV, 12/13/19
Blocks				
Minutes	9	St. John's, 1/9	24	UTRGV, 12/13/19

Jett Canfield's Career Statistics

Year	GP-GS	Min.-Avg.	FGM-A	Pct.	3FGM-A	Pct.	FTM-A	Pct.	Off-Def	Total	Avg.	PF-D	Ast.	TO	Blk.	Stl.	Pts.	Avg.
2018-19		Redshirted																
2019-20	21-0	128-6.1	5-17	.294	3-11	.273	3-4	.750	0-6	6	0.3	10-0	12	2	0	5	16	0.8
2020-21	13-0	66-5.1	1-3	.333	0-2	.000	0-0	---	0-0	0	0.0	1-0	3	6	0	2	2	0.2
Totals	**34-0**	**194-5.7**	**6-20**	**.300**	**3-13**	**.231**	**3-4**	**.750**	**0-6**	**6**	**0.2**	**11-0**	**15**	**8**	**0**	**7**	**18**	**0.5**



Marcus Zegarowski

6-2 • 180
Jr. • Guard
Hamilton, Mass.

#11

2020-21 Season Highlights

• First Team All-BIG EAST in 2020-21 after being a Second Team choice in 2019-20.
• Also named to BIG EAST All-Tournament Team.
• Surpassed 1,000 career points in his 75th career game vs. Providence (Jan. 20).
• Named BIG EAST Player of the Week on Feb. 1 and Andy Katz's NCAA.com National Player of the Week on Feb. 15.
• Preseason BIG EAST Player of the Year who has also been named a Preseason First Team All-American by *Basketball Times* and *Blue Ribbon College Basketball Yearbook* and 1 of 50 preseason candidates for the Naismith Trophy and the Wooden Award.
• Was 1 of 10 candidates for Bob Cousy Point Guard of the Year Award and 1 of 30 candidates for Naismith Trophy Midseason Team for Men's Player of the Year.
• Second in the BIG EAST in three-pointers per game, fifth in assists per game, fourth in assist/turnover ratio, 12th in free throw percentage, eighth in points per game, ninth in minutes per game, sixth in three-point percentage, ninth in steals per game and 15th in field goal percentage.
• Had first career double-double (11 pts, 11 ast) vs. Omaha (Dec. 1).
• Had 22 points, 5 assists and 4 steals in win vs. Nebraska (Dec. 11).
• Scored 20 points in win at St. John's, making 6-of-7 trifectas (Dec. 17).
• Made six three-pointers and scored 20 points while dishing an assist on Christian Bishop's game-winning dunk with 0.8 left at Providence (Jan. 2).
• Scored 18 points in comeback win at Seton Hall (Jan. 27), then followed it with 19 points at DePaul three days later.
• Scored 25 points in win vs. No. 5 Villanova (Feb. 13).
• Recorded second double-double this year at Xavier, when he registered 15 points and 10 assists (Feb. 27).
• Tied his career-high with 32 points on 10-of-12 shooting vs. Butler (March 6), then followed it up five days later with 18 points, five assists, four rebounds and three steals vs. Butler in the BIG EAST Tournament.
• Made 7-of-8 shots and scored team-high 17 points in BIG EAST Tournament final vs. Georgetown (March 13).
• Named an All-American by three organizations last year.
• BIG EAST's top returning scorer in 2020-21.
• Brother of Orlando Magic guard Michael Carter-Williams.
• Clutch player averaged 18.9 points per game on 60.4% shooting in eight games vs. top-25 foes as a sophomore, helping CU to six wins.

Game-by-Game Statistics

#11 Marcus Zegarowski's Game-by-Game Stats

Opponent	Min	FG	Pct	3FG	Pct	FT	Pct	O-D-R	A	T	B	S	Pts.
NORTH DAKOTA STATE•	37	5-15	.333	2-11	.182	0-0	---	0-2-2	6	1	0	0	12
NEBRASKA-OMAHA•	29	4-8	.500	3-7	.429	0-1	.000	0-3-3	11	2	1	1	11
KENNESAW STATE•	26	5-11	.455	2-4	.500	2-2	1.000	0-4-4	4	2	0	2	14
#5 Kansas•	35	5-14	.357	3-8	.375	3-6	.500	1-5-6	4	5	0	1	16
NEBRASKA•	33	6-13	.462	5-7	.714	5-5	1.000	0-3-3	5	4	0	4	22
MARQUETTE•	33	4-13	.308	0-7	.000	0-0	---	0-2-2	5	2	0	2	8
St. John's•	32	7-10	.700	6-7	.857	0-0	---	0-2-2	5	1	0	0	20
Connecticut•	42	4-14	.286	1-8	.125	2-2	1.000	0-8-8	3	5	0	2	11
#22 XAVIER•	30	2-11	.182	1-5	.200	5-6	.833	0-6-6	2	4	0	0	10
Providence•	37	7-13	.545	6-11	.556	0-0	---	0-7-7	4	2	0	0	20
SETON HALL•	20	4-6	.667	3-4	.750	0-0	---	0-3-3	4	1	0	0	11
ST. JOHN'S		Did		Not		Play	--		Injured				
Butler		Did		Not		Play	--		Injured				
PROVIDENCE•	36	4-11	.364	3-7	.429	6-6	1.000	3-1-4	3	1	0	1	17
#23 CONNECTICUT	38	5-10	.500	1-5	.200	4-5	.800	1-1-2	2	0	0	2	15
Seton Hall•	36	6-11	.555	5-9	.556	1-2	.500	0-3-3	3	3	0	2	18
DePaul•	32	6-12	.500	3-6	.500	4-4	1.000	0-4-4	5	1	0	0	19
GEORGETOWN•	35	4-11	.364	1-4	.250	5-7	.714	0-4-4	6	3	0	2	14
Marquette•	35	5-15	.333	2-7	.286	1-3	.333	1-2-3	2	0	0	3	13
Georgetown•	32	3-9	.333	1-4	.250	2-3	.667	2-4-6	4	3	0	2	9
#5 VILLANOVA•	37	10-18	.556	3-9	.333	2-2	1.000	0-3-3	5	3	0	0	25
DEPAUL•	27	5-10	.500	3-6	.500	0-0	---	0-4-4	4	1	0	1	13
Xavier•	38	6-14	.429	1-6	.167	2-4	.500	0-2-2	10	1	0	1	15
#10 Villanova•	33	4-13	.308	2-8	.250	0-0	---	0-2-2	4	1	0	2	10
BUTLER•	32	10-12	.833	5-7	.714	7-8	.875	0-2-2	0	1	0	1	32
Butler•	28	7-10	.700	4-5	.800	0-0	---	0-4-4	5	1	0	3	18
Connecticut•	38	6-14	.429	1-4	.250	0-0	---	0-4-4	3	3	0	0	13
Georgetown•	34	7-8	.875	3-4	.750	0-0	---	1-3-4	4	2	0	1	17

Season and Career Highs

#11 Marcus Zegarowski	SEASON		CAREER	
Points	32	Butler, 3/6	32 (2x)	last Butler, 3/6/21
Rebounds	8	at Connecticut (OT), 12/20	9	Nebraska, 12/7/19
FG	10 (2x)	last Butler, 3/6/21	13	Nebraska, 12/7/19
FGA	18	#5 Villanova, 2/13	19	Nebraska, 12/7/19
3FG	6 (2x)	last at Providence, 1/2	7	#21 Butler, 2/23/20
3FGA	11 (2x)	last at Providence, 1/2	11 (3x)	last at Providence, 1/2/21
FT	7	Butler, 3/6	12	Oklahoma, 12/17/19
FTA	8	Butler, 3/6	14	Oklahoma, 12/17/19
Assists	11	Omaha, 12/1		Same
Steals	4	Nebraska, 12/11	4 (2x)	last Nebraska, 12/11/20
Blocks	1	Omaha, 12/1	1 (5x)	last Omaha, 12/1/20
Minutes	42	at Connecticut (OT), 12/20	43	vs. #12 Texas Tech (OT), 11/29/19

Marcus Zegarowski's Career Statistics

Year	GP-GS	Min.-Avg.	FGM-A	Pct.	3FGM-A	Pct.	FTM-A	Pct.	Off-Def	Total	Avg.	PF-D	Ast.	TO	Blk.	Stl.	Pts.	Avg.
2018-19	32-16	914-28.6	112-247	.453	60-141	.426	50-65	.769	16-85	101	3.2	61-0	108	58	1	30	334	10.4
2019-20	31-30	1073-34.6	182-373	.488	75-177	.424	61-80	.763	5-112	117	3.8	61-0	156	80	3	34	500	16.1
2020-21	26-26	865-33.3	141-306	.461	70-170	.412	51-66	.773	9-88	97	3.7	51-1	113	53	1	33	403	15.5
Totals	**89-72**	**2852-32.0**	**435-926**	**.470**	**205-488**	**.420**	**162-211**	**.768**	**30-285**	**315**	**3.5**	**173-1**	**377**	**191**	**5**	**97**	**1237**	**13.9**

Andrew Merfeld

5-11 • 185
Fr. • Guard
Omaha, Neb.

#12

2020-21 Season Highlights

• Made his college debut vs. Seton Hall (Jan. 6), but missed only shot attempt.
• Also appeared for three minutes vs. DePaul (Feb. 24).
• Grabbed his first career rebound in final minutes of win vs. Butler (March 6).
• Scored first career points with a basket vs. Butler in the BIG EAST Tournament quarterfinals vs. Butler in Madison Square Garden (March 11).
• True freshman guard who was on undefeated state champion basketball (26-0) and football (13-0) last season at Skutt Catholic High School in Omaha.
• His father, Steve, is in his 11th season on the Creighton men's basketball staff and a former head coach at Hampton and Evansville. While coach at Hampton, Steve was part of memorable postgame celebration when the 15th-seeded Pirates upset second-seeded Iowa State in 2001.

Game-by-Game Statistics

#12 Andrew Merfeld's Game-by-Game Stats

Opponent	Min	FG	Pct	3FG	Pct	FT	Pct	O-D-R	A	T	B	S	Pts.
NORTH DAKOTA STATE		Did		Not		Play	--		Injured				
NEBRASKA-OMAHA		Did		Not		Play	--		Injured				
KENNESAW STATE		Did		Not		Play	--		Injured				
#5 Kansas		Did		Not		Play	--		Injured				
NEBRASKA		Did		Not		Play	--		Injured				
MARQUETTE		Did		Not		Play	--		Injured				
St. John's		Did		Not		Play	--		Injured				
Connecticut		Did		Not		Play	--		Injured				
#22 XAVIER		Did		Not		Play	--		Injured				
Providence		Did		Not		Play							
SETON HALL	3	0-1	.000	0-1	.000	0-0	---	0-0-0	0	0	0	0	0
ST. JOHN'S		Did		Not		Play							
Butler		Did		Not		Play							
PROVIDENCE		Did		Not		Play							
#23 CONNECTICUT		Did		Not		Play							
Seton Hall		Did		Not		Play							
DePaul		Did		Not		Play							
GEORGETOWN		Did		Not		Play							
Marquette		Did		Not		Play							
Georgetown		Did		Not		Play							
#5 VILLANOVA		Did		Not		Play							
DEPAUL	3	0-0	---	0-0	---	0-0	---	0-0-0	0	0	0	0	0
Xavier		Did		Not		Play							
#10 Villanova		Did		Not		Play							
BUTLER	1	0-0	---	0-0	---	0-0	---	0-1-1	0	0	0	0	0
Butler	2	1-1	1.000	0-0	---	0-0	---	0-0-0	0	0	0	0	2
Connecticut		Did		Not		Play							
Georgetown		Did		Not		Play							

Season and Career Highs

#12 Andrew Merfeld	SEASON		CAREER	
Points	2	vs. Butler, 3/11		Same
Rebounds	1	Butler, 3/6		Same
FG	1	vs. Butler, 3/11		Same
FGA	1 (2x)	last vs. Butler, 3/11	1 (2x)	last vs. Butler, 3/11/21
3FG				
3FGA	1	Seton Hall, 1/6		Same
FT				
FTA				
Assists				
Steals				
Blocks				
Minutes	3	Seton Hall, 1/6		Same

Andrew Merfeld's Career Statistics

Year	GP-GS	Min.-Avg.	FGM-A	Pct.	3FGM-A	Pct.	FTM-A	Pct.	Off-Def	Total	Avg.	PF-D	Ast.	TO	Blk.	Stl.	Pts.	Avg.
2020-21	4-0	9-2.3	1-2	.500	0-1	.000	0-0	---	0-1	1	0.3	0-0	0	0	0	0	2	0.5

Christian Bishop

6-7 • 220
Jr. • Forward
Lee's Summit, Mo.

#13

2020-21 Season Highlights

• Ranks second in CU history in career field goal percentage (min. 300 attempts) at 63.9 percent (278-435).
• Ranks sixth nationally among active players in career field goal percentage (min. 240 FG made).
• Leads BIG EAST in FG% (.672), which is also second-best in the country by all 922 players with 180 or more attempts.
• Also eighth in the BIG EAST in blocked shots per game, 11th in defensive rebounds per game, 18th in rebounds per game and 27th in points per game.
• Has scored in double-figures in 20 games this winter, including a career-long streak of six games in a row from Jan. 30- Feb. 24.
• Led Creighton in scoring in each of first 2 games, including 18 points vs. Omaha (Dec. 1).
• Opened junior year with team-high 16 points, making 6-of-7 field goal attempts vs. North Dakota State (Nov. 29).
• Had 13 points, nine rebounds and three blocks at #5 Kansas (Dec. 8).
• Scored team-leading 19 points in overtime win at UConn (Dec. 21).
• Earned first career double-double at St. John's (Dec. 17), finishing with 11 points and 10 rebounds.
• Made game-winning dunk with 0.8 seconds left in 67-65 win at Providence (Jan. 2).
• Owned 12 points and four blocks at Butler (Jan. 16).
• Had 14 points and 10 rebounds vs. Georgetown (Feb. 3).
• Finished with 14 points and eight rebounds in win at Marquette (Feb. 6).
• Collected 17 points and nine rebounds in win at Georgetown (Feb. 9).
• Had 16 points and 10 rebounds on 6-of-7 shooting in win vs. No. 5 Villanova (Feb. 13).
• Turned in a double-double in final regular-season game of the year when he had 10 points and 10 rebounds in a win vs. Butler (March 6), adding a season-best four assists.
• Owned 11 points and seven rebounds vs. UConn in BIG EAT Tournament semifinal (March 12).
• Had 38 of team's 60 dunks last season and also led club with 35 blocked shots. This season, he owns 40 of team's 79 dunks.
• Started all 31 games last season for Creighton, averaging 8.6 points and 5.3 rebounds per game.

Game-by-Game Statistics

#13 Christian Bishop's Game-by-Game Stats

Opponent	Min	FG	Pct	3FG	Pct	FT	Pct	O-D-R	A	T	B	S	Pts.
NORTH DAKOTA STATE•	21	6-7	.857	0-1	.000	4-5	.800	0-4-4	0	0	0	1	16
NEBRASKA-OMAHA•	16	7-10	.700	0-0	---	4-4	1.000	1-7-8	0	2	0	1	18
KENNESAW STATE•	15	4-4	1.000	0-0	---	3-3	1.000	0-4-4	0	0	1	1	11
#5 Kansas•	29	5-6	.833	1-1	1.000	2-4	.500	1-8-9	1	4	3	1	13
NEBRASKA•	13	5-5	1.000	0-0	---	0-2	.000	1-2-3	1	2	0	3	10
MARQUETTE•	31	2-5	.400	0-0	---	3-5	.600	0-4-4	1	0	2	1	7
St. John's•	18	5-10	.500	0-0	---	1-2	.500	3-7-10	1	2	0	0	11
Connecticut•	28	8-11	.727	0-0	---	3-6	.500	3-2-5	1	0	2	0	19
#22 XAVIER•	27	4-8	.500	0-1	.000	2-5	.400	2-5-7	1	1	2	0	10
Providence•	24	2-5	.400	0-0	---	1-2	.500	0-3-3	0	0	1	1	5
SETON HALL•	19	3-5	.600	0-0	---	3-4	.750	0-3-3	3	0	1	1	9
ST. JOHN'S•	22	4-7	.571	0-0	---	2-4	.500	2-3-5	3	2	2	0	10
Butler•	34	5-5	1.000	0-0	---	0-0	---	0-7-7	0	3	4	0	10
PROVIDENCE•	15	6-6	1.000	0-0	---	0-1	.000	1-3-4	0	3	1	0	12
#23 CONNECTICUT•	18	2-5	.400	0-0	---	4-6	.667	1-1-2	1	2	1	0	8
Seton Hall•	16	1-3	.333	0-0	---	2-4	.500	0-1-1	2	0	0	0	4
DePaul•	22	4-5	.800	0-0	---	6-6	1.000	5-1-6	0	2	0	1	14
GEORGETOWN•	31	5-7	.714	0-0	---	4-6	.667	3-7-10	2	1	0	0	14
Marquette•	25	6-7	.857	0-0	---	2-5	.400	1-7-8	2	1	0	0	14
Georgetown•	28	8-11	.727	0-1	.000	1-2	.500	1-8-9	1	2	2	2	17
#5 VILLANOVA•	30	6-7	.857	0-0	---	4-7	.571	3-7-10	1	2	2	1	16
DEPAUL•	20	5-7	.714	0-0	---	3-3	1.000	3-3-6	2	1	1	0	13
Xavier•	24	2-4	.500	0-0	---	0-3	.000	1-6-7	1	4	1	1	4
#10 Villanova	26	2-5	.400	0-0	---	1-1	1.000	1-6-7	1	4	2	1	5
BUTLER•	22	5-7	.714	0-0	---	0-0	---	3-7-10	4	1	0	0	10
Butler•	22	5-8	.625	0-0	---	0-0	---	0-3-3	3	1	0	1	10
Connecticut•	27	5-7	.714	0-0	---	1-4	.250	2-5-7	0	2	1	1	11
Georgetown•	20	1-6	.167	0-0	---	0-4	.000	1-3-4	2	4	1	1	2

Season and Career Highs

#13 Christian Bishop		SEASON		CAREER
Points	19	at Connecticut (OT), 12/20	19 (2x)	last at Connecticut (OT), 12/20/20
Rebounds	10 (4x)	last Butler, 3/6	10 (5x)	last Butler, 3/6/21
FG	8 (2x)	last at Georgetown, 2/9	8 (2x)	last at Georgetown, 2/9/21
FGA	11 (2x)	last at Georgetown, 2/9	12	Oral Roberts, 12/3/19
3FG	1	at #5 Kansas, 12/8	1 (2x)	last at #5 Kansas, 12/8/20
3FGA	1 (4x)	last at Georgetown, 2/9	2	at Seton Hall, 2/9/19
FT	6	at DePaul, 1/30	6 (2x)	last at DePaul, 1/30/21
FTA	7	#5 Villanova, 2/13	8 (4x)	last at St. John's, 3/1/20
Assists	4	Butler, 3/6	5 (3x)	last at St. John's, 3/1/20
Steals	3	Nebraska, 12/11	3 (2x)	last Nebraska, 12/11
Blocks	4	at Butler (OT), 1/16	4 (2x)	last at Butler (OT), 1/16/21
Minutes	34	at Butler (OT), 1/16		Same

Christian Bishop's Career Statistics

Year	GP-GS	Min.-Avg.	FGM-A	Pct.	3FGM-A	Pct.	FTM-A	Pct.	Off-Def	Total	Avg.	PF-D	Ast.	TO	Blk.	Stl.	Pts.	Avg.
2018-19	28-0	250-8.9	49-73	.671	0-3	.000	16-37	.432	28-32	60	2.1	37-0	12	24	15	11	114	4.1
2019-20	31-31	668-21.5	106-179	.592	1-1	1.000	55-95	.579	57-106	163	5.3	93-2	41	47	35	21	268	8.6
2020-21	28-28	643-23.0	123-183	.672	1-4	.250	56-98	.571	39-127	166	5.9	74-2	34	46	30	19	303	10.8
Totals	**87-59**	**1561-17.9**	**278-435**	**.639**	**2-8**	**.250**	**127-230**	**.552**	**124-265**	**389**	**4.5**	**204-4**	**87**	**117**	**80**	**51**	**685**	**7.9**

Sami Osmani

6-4 • 205
Fr. • Guard
Oak Lawn, Ill.

#14

2020-21 Season Highlights

• True freshman guard who was a three-time All-South Suburban Conference selection at Oak Lawn (Ill.) Community High School.
• Finished as Oak Lawn's all-time career leader in points (1,850) and three-pointers (210) and had a single-game high of 42 points.
• Made collegiate debut when he played the final minute vs. North Dakota State (Nov. 29).
• Collected first career steal in win vs. Nebraska (Dec. 11).
• Scored first two career points vs. Seton Hall (Jan. 6).
• Also made his only shot attempt vs. Butler (March 6).
• Had an offensive rebound and putback in his Madison Square Garden debut vs. Butler (March 11).

Game-by-Game Statistics

#14 Sami Osmani's Game-by-Game Stats

Opponent	Min	FG	Pct	3FG	Pct	FT	Pct	O-D-R	A	T	B	S	Pts.
NORTH DAKOTA STATE	1	0-0	---	0-0	---	0-0	---	0-0-0	0	0	0	0	0
NEBRASKA-OMAHA	2	0-0	---	0-0	---	0-0	---	0-0-0	0	0	0	0	0
KENNESAW STATE	3	0-2	.000	0-1	.000	0-0	---	0-1-1	0	0	0	0	0
#5 Kansas		Did		Not		Play							
NEBRASKA	2	0-0	---	0-0	---	0-0	---	0-0-0	0	0	0	1	0
MARQUETTE		Did		Not		Play							
St. John's		Did		Not		Play							
Connecticut		Did		Not		Play							
#22 XAVIER		Did		Not		Play							
Providence		Did		Not		Play							
SETON HALL	5	1-2	.500	0-1	.000	0-0	---	0-1-1	0	0	0	0	2
ST. JOHN'S		Did		Not		Play							
Butler		Did		Not		Play							
PROVIDENCE		Did		Not		Play							
#23 CONNECTICUT		Did		Not		Play							
Seton Hall		Did		Not		Play							
DePaul		Did		Not		Play							
GEORGETOWN		Did		Not		Play							
Marquette		Did		Not		Play							
Georgetown		Did		Not		Play							
#5 VILLANOVA		Did		Not		Play							
DEPAUL	3	0-1	.000	0-0	---	0-0	---	0-0-0	0	0	0	0	0
Xavier		Did		Not		Play							
#10 Villanova		Dld		Not		Play							
BUTLER	2	1-1	1.000	0-0	---	0-0	---	0-0-0	0	0	0	0	2
Butler	3	1-2	.500	0-1	.000	0-0	---	1-0-1	0	0	0	0	2
Connecticut		Did		Not		Play							
Georgetown		Did		Not		Play							

Season and Career Highs

#14 Sami Osmani	SEASON		CAREER	
Points	2 (3x)	last vs. Butler, 3/11	2 (3x)	last vs. Butler, 3/11/21
Rebounds	1 (3x)	last vs. Butler, 3/11	1 (3x)	last vs. Butler, 3/11/21
FG	1 (3x)	last vs. Butler, 3/11	1 (3x)	last vs. Butler, 3/11/21
FGA	2 (3x)	last vs. Butler, 3/11	2 (3x)	last vs. Butler, 3/11/21
3FG				
3FGA	1 (3x)	last vs. Butler, 3/11	1 (3x)	last vs. Butler, 3/11/21
FT				
FTA				
Assists				
Steals	1	Nebraska, 12/11		Same
Blocks				
Minutes	5	Seton Hall, 1/6		Same

Sami Osmani's Career Statistics

Year	GP-GS	Min.-Avg.	FGM-A	Pct.	3FGM-A	Pct.	FTM-A	Pct.	Off-Def	Total	Avg.	PF-D	Ast.	TO	Blk.	Stl.	Pts.	Avg.
2020-21	8-0	21-2.6	3-8	.375	0-3	.000	0-0	---	1-2	3	0.4	3-0	0	0	0	1	6	0.8



Nic Zeil

6-8 • 210
So. • Forward
Kansas City, Mo.

#20

2020-21 Season Highlights

• Scored first points of the season vs. Omaha (Dec. 1), making a pair of free throws.
• Tied career-high with three-points vs. Kennesaw State (Dec. 4).
• Scored three points in just two minutes of road win at St. John's (Dec. 17).
• Had one steal and one rebound vs. DePaul (Feb. 24).
• Grabbed three rebounds in his first career game played at Madison Square Garden vs. Butler in the BIG EAST Tournament quarterfinals (March 11).
• Hauled in a pair of rebounds in BIG EAST Tournament final vs. Georgetown (March 13).
• Sophomore forward who had eight points and nine rebounds last season in a reserve role.

Game-by-Game Statistics

#20 Nic Zeil's Game-by-Game Stats

Opponent	Min	FG	Pct	3FG	Pct	FT	Pct	O-D-R	A	T	B	S	Pts.
NORTH DAKOTA STATE	1	0-0	---	0-0	---	0-0	---	0-0-0	0	0	0	0	0
NEBRASKA-OMAHA	4	0-0	---	0-0	---	2-2	1.000	1-1-2	0	2	0	0	2
KENNESAW STATE	4	1-1	1.000	1-1	1.000	0-0	---	0-1-1	0	0	0	0	3
#5 Kansas		Did		Not		Play							
NEBRASKA	3	0-0	---	0-0	---	0-0	---	0-0-0	0	0	0	0	0
MARQUETTE		Did		Not		Play							
St. John's	2	1-1	1.000	0-0	---	1-2	.500	0-0-0	0	0	0	0	3
Connecticut		Did		Not		Play							
#22 XAVIER		Did		Not		Play							
Providence		Did		Not		Play							
SETON HALL	4	0-2	.000	0-1	.000	0-0	---	1-0-1	0	1	0	0	0
ST. JOHN'S		Did		Not		Play							
Butler		Did		Not		Play							
PROVIDENCE		Did		Not		Play							
#23 CONNECTICUT		Did		Not		Play							
Seton Hall		Did		Not		Play							
DePaul		Did		Not		Play							
GEORGETOWN		Did		Not		Play							
Marquette		Did		Not		Play							
Georgetown		Did		Not		Play							
#5 VILLANOVA		Did		Not		Play							
DEPAUL	2	0-0	---	0-0	---	0-0	---	0-1-1	0	0	0	1	0
Xavier		Did		Not		Play							
#10 Villanova		Dld		Not		Play							
BUTLER		Did		Not		Play							
Butler	4	0-0	---	0-0	---	0-0	---	1-2-3	0	1	0	0	0
Connecticut		Did		Not		Play							
Georgetown	2	0-0	---	0-0	---	0-0	---	0-2-2	0	1	0	0	0

Season and Career Highs

#20 Nic Zeil	SEASON		CAREER	
Points	3 (2x)	last at St. John's, 12/17	3 (3x)	last at St. John's, 12/17/20
Rebounds	3	vs. Butler, 3/11	4	Midland,12/28/19
FG	1 (2x)	last at St. John's, 12/17	1 (3x)	last at St. John's, 12/17/20
FGA	2	Seton Hall, 1/6	2 (4x)	last Seton Hall, 1/6/21
3FG	1	Kennesaw State, 12/4		Same
3FGA	1 (2x)	last Seton Hall, 1/6	1 (5x)	last Seton Hall, 1/6/21
FT	2	Omaha, 12/1	3 (2x)	last #21 Butler, 2/23/20
FTA	2 (2x)	last at St. John's, 12/17	4 (2x)	last #21 Butler, 2/23/20
Assists				
Steals	1	DePaul, 2/24	1 (2x)	last DePaul, 2/24/21
Blocks			1	#21 Butler, 2/23/20
Minutes	4 (3x)	last vs. Butler, 3/11	13	UTRGV, 12/13/19

Nic Zeil's Career Statistics

Year	GP-GS	Min.-Avg.	FGM-A	Pct.	3FGM-A	Pct.	FTM-A	Pct.	Off-Def	Total	Avg.	PF-D	Ast.	TO	Blk.	Stl.	Pts.	Avg.
2019-20	15-0	46-3.1	1-10	.100	0-3	.000	6-8	.750	3-6	9	0.6	6-0	0	2	1	1	8	0.5
2020-21	9-0	26-2.9	2-4	.500	1-2	.500	3-4	.750	3-7	10	1.1	7-0	0	5	0	1	8	0.9
Totals	**24-0**	**72-3.0**	**3-14**	**.214**	**1-5**	**.200**	**9-12**	**.750**	**6-13**	**19**	**0.8**	**13-0**	**0**	**7**	**1**	**2**	**16**	**0.7**

Devin Davis

6-0 • 175
Fr. • Guard
Chicago, Ill.

#22

2020-21 Season Highlights

• Freshman guard who averaged 21.0 points, 4.0 rebounds and 4.0 assists last season at Westinghouse College Prep in Chicago.
• Attended same high school as former prolific NBA scorers Mark Aguirre, Hersey Hawkins and Eddie Johnson.
• Made collegiate debut when he played the final minute vs. North Dakota State (Nov. 29).
• Had a steal and an assist in win vs. DePaul (Feb. 24).
• Scored first career points with a basket vs. Butler in the BIG EAST Tournament quarterfinals vs. Butler in Madison Square Garden (March 11).

Game-by-Game Statistics

#22 Devin Davis' Game-by-Game Stats

Opponent	Min	FG	Pct	3FG	Pct	FT	Pct	O-D-R	A	T	B	S	Pts.
NORTH DAKOTA STATE	1	0-0	---	0-0	---	0-0	---	0-0-0	0	0	0	0	0
NEBRASKA-OMAHA	2	0-1	.000	0-0	---	0-0	---	0-0-0	0	0	0	0	0
KENNESAW STATE	3	0-0	---	0-0	---	0-0	---	0-0-0	0	0	0	0	0
#5 Kansas		Did		Not		Play							
NEBRASKA	2	0-2	.000	0-1	.000	0-0	---	0-0-0	0	0	0	0	0
MARQUETTE		Did		Not		Play							
St. John's		Did		Not		Play							
Connecticut		Did		Not		Play							
#22 XAVIER		Did		Not		Play							
Providence		Did		Not		Play							
SETON HALL		Did		Not		Play							
ST. JOHN'S		Did		Not		Play							
Butler		Did		Not		Play							
PROVIDENCE		Did		Not		Play							
#23 CONNECTICUT		Did		Not		Play							
Seton Hall		Did		Not		Play							
DePaul		Did		Not		Play							
GEORGETOWN		Did		Not		Play							
Marquette		Did		Not		Play							
Georgetown		Did		Not		Play							
#5 VILLANOVA		Did		Not		Play							
DEPAUL	3	0-1	.000	0-1	.000	0-0	---	0-0-0	1	1	0	1	0
Xavier		Did		Not		Play							
#10 Villanova		Dld		Not		Play							
BUTLER	2	0-1	.000	0-1	.000	0-0	---	0-0-0	0	0	0	0	0
Butler	1	1-1	1.000	0-0	---	0-0	---	0-0-0	0	0	0	0	2
Connecticut		Did		Not		Play							
Georgetown		Did		Not		Play							

Season and Career Highs

#22 Devin Davis	SEASON		CAREER	
Points	2	vs. Butler, 3/11		Same
Rebounds				
FG	1	vs. Butler, 3/11		Same
FGA	2	Nebraska, 12/11		Same
3FG				
3FGA	1 (3x)	last Butler, 3/6	1 (3x)	last Butler, 3/6/21
FT				
FTA				
Assists	1	DePaul, 2/24		Same
Steals				
Blocks	1	DePaul, 2/24		Same
Minutes	3	DePaul, 2/24		Same

Devin Davis' Career Statistics

Year	GP-GS	Min.-Avg.	FGM-A	Pct.	3FGM-A	Pct.	FTM-A	Pct.	Off-Def	Total	Avg.	PF-D	Ast.	TO	Blk.	Stl.	Pts.	Avg.
2020-21	7-0	14-2.0	1-6	.167	0-3	.000	0-0	---	0-0	0	0.0	1-0	1	1	0	1	2	0.3



Damien Jefferson

6-5 • 220
Sr. • Guard
East Chicago, Ind.

#23

2020-21 Season Highlights

• Second Team All-BIG EAST choice as a senior.
• Ranks sixth in the BIG EAST in field goal percentage, 11th in steals per game, 21st in points per game, 20th in rebounds per game, 12th in three-point percentage and 25th in minutes per game.
• In league games only, was third in steals per game, eighth in field goal percentage, 12th in three-point percentage, 17th in rebounds per game and 19th in points per game.
• Has scored in double-figures in 22 of last 27 games.
• Scored 11 points vs. Omaha (Dec. 1) and added 13 more vs. Kennesaw State (Dec. 4).
• Owned 13 points and six rebounds at #5 Kansas (Dec. 8).
• Dished five assists in win vs. Nebraska (Dec. 11).
• Scored 17 points vs. Marquette, making 6-of-7 shots (Dec. 14).
• Approached a triple-double at St. John's (Dec. 17), when he had 10 points, 10 rebounds and a career-high 8 assists, Creighton's only 10/10/8 game in the last 35 years.
• Hit game-tying basket with 0.2 left in regulation in 76-74 OT win at UConn (Dec. 20).
• Had 18 points, eight rebounds and career-high six steals in win at Providence (Jan. 4).
• Scored 19 points vs. Seton Hall (Jan. 6), with 16 before half.
• Scored career-high 26 points vs. Providence (Jan. 20).
• Delivered 13 points, eight rebounds and six assists in road win at Marquette (Feb. 6).
• Had 10 points and 10 rebounds in win vs. No. 5 Villanova (Feb. 13).
• Led CU in scoring (19) and rebounding (8) at Xavier (Feb. 27).
• Scored 14 points in the first half of BIG EAST Tournament quarterfinal win vs. Butler (March 11).
• Had 14 points and tied career-high with 12 rebounds (7 offensive) in BIG EAST Tournament semifinal win vs. Connecticut (March 12).
• Declared (and withdrew) from the 2020 NBA Draft to return for his senior year.
• Led Creighton with 5.5 rebounds per game last season, when he started 29-of-30 appearances and also averaged 9.4 points.
• Had a pair of *SportsCenter* Top 10 plays last season, one in each meeting vs. Seton Hall.

Game-by-Game Statistics

#23 Damien Jefferson's Game-by-Game Stats

Opponent	Min	FG	Pct	3FG	Pct	FT	Pct	O-D-R	A	T	B	S	Pts.
NORTH DAKOTA STATE•	25	2-7	.286	2-5	.400	0-0	---	0-4-4	2	0	0	0	6
NEBRASKA-OMAHA•	25	3-5	.600	1-2	.500	4-4	1.000	2-2-4	3	1	0	0	11
KENNESAW STATE•	24	6-9	.667	1-2	.500	0-0	---	0-3-3	2	3	0	1	13
#5 Kansas•	35	6-8	.750	0-0	---	1-4	.250	1-5-6	0	1	0	1	13
NEBRASKA•	30	5-9	.556	1-4	.250	0-1	.000	1-3-4	5	3	1	1	11
MARQUETTE•	33	6-7	.857	2-3	.667	3-6	.500	3-3-6	3	2	1	1	17
St. John's•	28	4-5	.800	1-2	.500	1-3	.333	2-8-10	8	0	0	1	10
Connecticut•	31	4-9	.444	2-5	.400	0-0	---	1-4-5	4	4	0	3	10
#22 XAVIER•	29	2-6	.333	1-3	.333	0-1	.000	0-6-6	1	2	0	1	5
Providence•	31	9-13	.692	0-0	---	0-0	---	5-3-8	3	3	1	6	18
SETON HALL•	30	8-12	.667	3-5	.600	0-0	---	0-2-2	2	3	0	4	19
ST. JOHN'S•	30	5-9	.556	1-4	.250	0-1	.000	2-2-4	4	1	0	0	11
Butler•	31	5-11	.455	0-2	.000	2-4	.500	1-2-3	0	3	0	0	12
PROVIDENCE•	36	9-13	.692	1-4	.250	7-12	.583	1-2-3	1	1	0	3	26
#23 CONNECTICUT•	31	3-7	.429	0-2	.000	7-8	.875	1-4-5	1	3	0	0	13
Seton Hall•	34	5-13	.385	2-5	.400	2-2	1.000	2-3-5	3	0	0	0	14
DePaul•	33	1-3	.333	0-0	---	1-2	.500	1-5-6	1	4	1	2	3
GEORGETOWN•	27	3-10	.300	1-6	.167	0-0	---	1-4-5	0	2	0	1	7
Marquette•	38	5-11	.455	0-2	.000	3-4	.750	3-5-8	6	3	1	2	13
Georgetown•	32	6-8	.750	0-0	---	0-0	---	2-4-6	4	0	0	2	12
#5 VILLANOVA•	36	3-6	.500	2-2	1.000	2-2	1.000	1-9-10	3	2	0	0	10
DEPAUL•	27	3-4	.750	1-2	.500	2-2	1.000	2-2-4	2	2	0	1	9
Xavier•	33	7-12	.583	3-5	.600	2-2	1.000	3-5-8	0	1	0	2	19
#10 Villanova•	32	6-10	.600	1-4	.250	0-2	.000	2-6-8	4	0	0	0	13
BUTLER•	28	4-10	.400	2-3	.667	2-7	.286	0-5-5	2	0	0	1	12
Butler•	22	6-9	.667	2-3	.667	0-0	---	1-1-2	2	3	2	1	14
Connecticut•	35	4-13	.308	1-4	.250	5-8	.625	7-5-12	1	3	1	0	14
Georgetown•	28	1-8	.125	0-4	.000	3-4	.750	1-2-3	0	2	0	0	5

Season and Career Highs

#23 Damien Jefferson	SEASON		CAREER (includes New Mexico)	
Points	26	Providence, 1/20		Same
Rebounds	12	vs. Connecticut, 3/12	12 (2x)	last vs. Connecticut, 3/12/21
FG	9 (2x)	last Providence, 1/20	9 (3x)	last Providence, 1/20/21
FGA	13 (4x)	last vs. Connecticut, 3/12	15	Cal Poly, 11/22/19
3FG	3 (2x)	last at Xavier, 2/27	3 (3x)	last at Xavier, 2/27/21
3FGA	6	Georgetown, 2/3		Same
FT	7 (2x)	last #23 UConn, 1/23	7 (3x)	last #23 UConn, 1/23/21
FTA	12	Providence, 1/20		Same
Assists	8	at St. John's, 12/17		Same
Steals	6	at Providence, 1/2		Same
Blocks	2	vs. Butler, 3/11	2 (3x)	last vs. Butler, 3/11/21
Minutes	38	at Marquette, 2/6		Same

Damien Jefferson's Career Statistics

Year	GP-GS	Min.-Avg.	FGM-A	Pct.	3FGM-A	Pct.	FTM-A	Pct.	Off-Def	Total	Avg.	PF-D	Ast.	TO	Blk.	Stl.	Pts.	Avg.
2016-17 (UNM)	29-6	437-15.1	60-137	.438	9-42	.214	24-49	.490	12-56	68	2.3	45-0	29	33	4	11	153	5.3
2018-19 (CU)	26-16	467-18.0	61-114	.535	14-34	.412	26-41	.634	26-79	105	4.0	40-0	21	26	3	11	162	6.2
2019-20 (CU)	30-29	812-27.1	120-225	.533	10-46	.217	33-52	.635	50-115	165	5.5	49-0	43	35	5	19	283	9.4
2020-21 (CU)	28-28	854-30.5	131-247	.530	31-83	.373	47-79	.595	46-109	155	5.5	55-1	67	52	8	34	340	12.1
Totals (CU)	**84-73**	**2133-25.4**	**312-586**	**.532**	**55-163**	**.337**	**106-172**	**.616**	**122-303**	**425**	**5.1**	**144-1**	**131**	**113**	**16**	**64**	**785**	**9.3**
Totals (ALL)	**113-79**	**2570-22.7**	**372-723**	**.515**	**64-205**	**.312**	**130-221**	**.5888**	**134-359**	**493**	**4.4**	**189-1**	**160**	**146**	**20**	**75**	**938**	**8.3**

Mitch Ballock

6-5 • 205
Sr. • Guard
Eudora, Kan.

#24

2020-21 Season Highlights

• Preseason Second Team All-BIG EAST guard who is one of the nation's best three-point shooters.
• Won the BIG EAST's Sportsmanship Award, a recognition voted on by league coaches for his on and off-the-court contributions.
• Set BIG EAST records for league games played in (74) and started (74).
• Per Synergy Sports, is shooting 8-for-13 from between 30-40 feet this season, and 13-for-26 in the past two years.
• Has made a three-pointer in 55 of the past 58 games dating back to Creighton's second game of last season.
• Shooting 37-for-83 (.446) from three-point range in CU's last 13 games.
• Third in the BIG EAST in three-pointers per made per game, eighth in three-point percentage, seventh in minutes per game and 30th in points per game.
• His 59 three-pointers and 2.95 three-pointers per game in league play led the BIG EAST.
• Made 8-of-14 three-point tries to score 26 points vs. Marquette (Dec. 14).
• Scored season-high 29 points in win at Seton Hall, including go-ahead three-pointer with 37.8 seconds left (Jan. 27).
• Surpassed 1,000 career points in season-opener vs. North Dakota State (Nov. 29) and currently ranks 22nd in CU history with 1,281 points, moving past legendary Bob Gibson on March 12 vs. UConn.
• His 304 three-pointers rank eighth-most among active players nationally.
• His 182 three-pointers in BIG EAST play ranks fifth all-time.
• Has passed Doug McDermott (274) for third in CU history with 304 career three-pointers, he's the only man in program history with consecutive seasons of 90+ treys.
• Led BIG EAST in assist/turnover ratio (3.39) and minutes per game (35.97) last season and was second in 3FG percentage (.435).
• Is one of two players in Creighton history with multiple games of 8+ three-pointers along with Kyle Korver.
• Was 11th nationally in 3FG percentage and 19th in 3FG made last year.

Game-by-Game Statistics

#24 Mitch Ballock's Game-by-Game Stats

Opponent	Min	FG	Pct	3FG	Pct	FT	Pct	O-D-R	A	T	B	S	Pts.
NORTH DAKOTA STATE•	37	4-12	.333	2-9	.222	1-2	.500	0-7-7	4	0	1	1	11
NEBRASKA-OMAHA•	25	2-3	.667	1-2	.500	0-0	---	0-2-2	3	2	0	0	5
KENNESAW STATE•	26	4-8	.500	2-6	.333	0-0	---	0-2-2	0	0	0	0	10
#5 Kansas•	38	2-8	.250	2-8	.250	0-0	---	0-3-3	5	1	0	2	6
NEBRASKA•	33	2-5	.400	2-5	.400	0-0	---	0-2-2	4	0	1	4	6
MARQUETTE•	38	9-15	.600	8-14	.571	0-1	.000	0-6-6	3	1	0	1	26
St. John's•	34	3-5	.600	3-5	.600	0-0	---	0-3-3	1	3	0	0	9
Connecticut•	39	4-7	.571	2-4	.500	3-4	.750	1-3-4	1	0	0	1	13
#22 XAVIER•	34	2-9	.222	2-9	.222	1-2	.500	1-1-2	2	2	1	1	7
Providence•	37	5-11	.455	4-9	.444	0-0	---	0-2-2	1	3	0	0	14
SETON HALL•	24	1-2	.500	1-2	.500	0-0	---	0-1-1	1	0	0	1	3
ST. JOHN'S•	35	5-11	.455	4-10	.400	0-0	---	0-3-3	4	2	0	2	14
Butler•	43	1-6	.167	0-5	.000	0-0	---	0-4-4	3	1	1	0	2
PROVIDENCE•	36	1-4	.250	0-3	.000	0-0	---	0-0-0	3	1	0	1	2
#23 CONNECTICUT•	36	3-7	.429	2-6	.333	0-1	.000	0-4-4	3	1	0	0	8
Seton Hall•	38	11-17	.647	7-12	.583	0-1	.000	0-2-2	4	1	0	0	29
DePaul•	34	1-6	.167	1-5	.200	1-2	.500	0-3-3	4	0	0	1	4
GEORGETOWN•	37	6-11	.545	4-8	.500	0-0	----	0-3-3	3	3	0	1	16
Marquette•	33	4-8	.500	1-2	.500	0-0	---	0-6-6	2	1	0	0	9
Georgetown•	27	5-10	.500	4-9	.444	0-0	---	0-3-3	0	2	1	4	14
#5 VILLANOVA•	36	7-9	.778	6-8	.750	0-0	---	0-4-4	3	0	0	2	20
DEPAUL•	23	1-5	.200	1-5	.200	0-0	---	0-1-1	0	1	0	0	3
Xavier•	33	4-8	.500	3-4	.750	0-0	---	0-2-2	2	0	1	1	11
#10 Villanova•	32	5-11	.455	4-9	.444	0-0	---	0-1-1	1	0	0	2	14
BUTLER•	34	3-6	.500	2-4	.500	1-2	.500	0-8-8	6	2	0	0	9
Butler•	29	1-6	.167	1-5	.200	0-0	---	0-2-2	1	3	0	0	3
Connecticut•	35	3-11	.273	1-6	.167	2-2	1.000	0-1-1	3	1	0	0	9
Georgetown•	29	3-8	.375	2-6	.333	0-0	---	0-5-5	2	1	0	0	8

Season and Career Highs

#24 Mitch Ballock	SEASON		CAREER	
Points	29	at Seton Hall, 1/27	39	DePaul, 3/9/19
Rebounds	8	Butler, 3/6	11	North Florida, 11/24/19
FG	11	at Seton Hall, 1/27	12	DePaul, 3/9/19
FGA	17	at Seton Hall, 1/27		Same
3FG	8	Marquette, 12/14	11	DePaul, 3/9/19
3FGA	14	Marquette, 12/14		Same
FT	3	at Connecticut (OT), 12/20	6	Providence, 1/18/20
FTA	4	at Connecticut (OT), 12/20	7	Providence, 1/18/20
Assists	6	Butler, 3/6	8 (2x)	last St. John's, 2/8/20
Steals	4 (2x)	last at Georgetown, 2/9	4 (3x)	last at Georgetown, 2/9/21
Blocks	1 (6x)	last at Xavier, 2/27	3	Nebraska, 12/7/19
Minutes	43	at Butler (OT), 1/16	44	at #14 Villanova (OT), 2/6/19

Mitch Ballock's Career Statistics

Year	GP-GS	Min.-Avg.	FGM-A	Pct.	3FGM-A	Pct.	FTM-A	Pct.	Off-Def	Total	Avg.	PF-D	Ast.	TO	Blk.	Stl.	Pts.	Avg.
2017-18	33-5	707-21.4	88-209	.421	44-135	.326	21-26	.808	9-86	95	2.9	51-0	63	38	7	24	241	7.3
2018-19	35-35	1156-33.0	130-286	.455	95-227	.419	32-42	.762	29-125	154	4.4	72-1	111	45	8	28	387	11.1
2019-20	31-31	1115-36.0	123-280	.439	93-214	.435	29-39	.744	13-152	165	5.3	42-0	95	28	10	24	368	11.9
2020-21	28-28	935-33.4	102-229	.445	72-180	.400	9-17	.529	2-84	86	3.1	31-0	69	32	6	25	285	10.2
Totals	**127-99**	**3913-30.8**	**443-1004**	**.441**	**304-756**	**.402**	**91-124**	**.734**	**53-447**	**500**	**3.9**	**196-1**	**338**	**143**	**31**	**101**	**1281**	**10.1**

Ryan Kalkbrenner

7-0 • 235
Fr. • Center
St. Louis, Mo.

#32

2020-21 Season Highlights

• True freshman 7-footer who has produced big numbers in limited minutes.
• Team is 14-4 when he has a blocked shot (6-4 when he doesn't), 20-5 when he scores a field goal (0-3 when he doesn't) and 7-0 when he scores in double-figures (13-8 when he doesn't).
• Ranks sixth in the BIG EAST in blocked shots per game (first among freshmen).
• His 37 blocked shots rank tied for fifth nationally among freshmen.
• Made collegiate debut vs. North Dakota State (Nov. 29), finishing with eight points and two offensive rebounds in 11 minutes.
• Followed NDSU with 10 points and 4 rebounds vs. Omaha (Dec. 1).
• Scored 14 points in 15 minutes, making 7-of-8 shots, and added 6 rebounds and two blocked shots vs. Kennesaw State (Dec. 4).
• Contributed 13 points, 8 rebounds and 3 blocks vs. Nebraska (Dec. 11).
• Scored 15 points in 16 minutes of win at St. John's (Dec. 17), including four baskets in a three-minute span during a game-clinching 22-4 run.
• Swatted three shots in win vs. No. 22 Xavier (Dec. 23).
• Produced season-high four rejections at Providence (Jan. 2).
• Finished with six points and seven rebounds vs. Seton Hall (Jan. 6).
• Had 12 points (including three dunks) and two blocks in win at DePaul (Jan. 30).
•Tallied nine points, seven rebounds and two blocks in win vs. DePaul (Feb. 24).
• Notched nine points and four rebounds at Xavier (Feb. 24).
• Blocked three shots and made all three shot attempts in BIG EAST Tournament quarterfinal win vs. Butler in his Madison Square Garden debut (March 11).
• CU's first true freshman with a block in first 3 games since Benoit Benjamin in 1982-83.
• Named 2019 Nike EYBL Defensive Player of the Year after leading the summer circuit with 4.5 blocked shots per game.
• Had seven different games in high school with 10 or more blocked shots, with a high of 15.

Game-by-Game Statistics

#32 Ryan Kalkbrenner's Game-by-Game Stats

Opponent	Min	FG	Pct	3FG	Pct	FT	Pct	O-D-R	A	T	B	S	Pts.
NORTH DAKOTA STATE	11	4-6	.667	0-0	---	0-0	---	2-0-2	1	0	1	0	8
NEBRASKA-OMAHA	15	5-10	.500	0-1	.000	0-0	---	1-3-4	1	1	1	0	10
KENNESAW STATE	15	7-8	.875	0-0	---	0-0	---	2-4-6	0	0	2	1	14
#5 Kansas	9	0-1	.000	0-1	.000	1-2	.500	0-1-1	0	0	0	0	1
NEBRASKA	18	6-9	.667	0-0	---	1-3	.333	5-3-8	0	1	3	0	13
MARQUETTE	5	0-0	---	0-0	---	0-0	---	0-1-1	0	0	0	0	0
St. John's	16	7-13	.538	0-0	---	1-1	1.000	3-2-5	1	1	2	0	15
Connecticut	12	1-4	.250	0-0	---	3-4	.750	2-1-3	1	2	0	0	5
#22 XAVIER	13	1-3	.333	0-0	---	0-0	---	0-4-4	0	0	3	1	2
Providence	16	1-2	.500	0-0	---	2-4	.500	1-5-6	0	0	4	0	4
SETON HALL	15	3-3	1.000	0-0	---	0-0	---	2-5-7	0	1	2	1	6
ST. JOHN'S	18	4-5	.800	0-0	---	1-1	1.000	3-3-6	2	0	4	0	9
Butler	9	1-1	1.000	0-0	---	2-2	1.000	1-1-2	0	0	1	0	4
PROVIDENCE	19	3-3	1.000	0-0	---	0-0	---	3-2-5	0	0	1	0	6
#23 CONNECTICUT	22	3-3	1.000	0-0	---	4-7	.571	0-4-4	0	0	0	0	10
Seton Hall	17	1-2	.500	0-0	---	0-0	---	2-2-4	2	1	2	0	2
DePaul	18	6-7	.857	0-0	---	0-0	---	1-3-4	0	2	2	0	12
GEORGETOWN	9	0-1	.000	0-0	---	0-0	---	0-0-0	0	1	0	0	0
Marquette	15	5-7	.714	0-0	---	1-1	1.000	4-1-5	1	0	1	0	11
Georgetown	9	1-4	.250	0-0	---	0-2	.000	0-0-0	0	1	0	0	2
#5 VILLANOVA	10	1-1	1.000	0-0	---	0-0	---	1-1-2	1	1	0	0	2
DEPAUL	14	3-3	1.000	0-0	---	3-4	.750	1-6-7	0	1	2	0	9
Xavier	16	4-5	.800	0-0	---	1-2	.500	0-4-4	0	0	2	0	9
#10 Villanova	14	3-4	.750	0-0	---	1-4	.250	2-2-4	0	0	1	1	7
BUTLER	15	3-4	.750	0-0	---	1-2	.500	4-0-4	0	0	0	0	7
Butler	14	3-3	1.000	0-0	---	0-2	.000	0-1-1	0	1	3	0	6
Connecticut	13	2-5	.400	0-0	---	0-0	---	3-0-3	0	1	0	0	4
Georgetown	13	1-1	1.000	0-0	---	0-2	.000	1-1-2	0	0	0	0	2

Season and Career Highs

#32 Ryan Kalkbrenner	SEASON		CAREER	
Points	15	at St. John's, 12/17		Same
Rebounds	8	Nebraska, 12/11		Same
FG	7 (2x)	last at St. John's, 12/17	7 (2x)	last at St. John's, 12/17/20
FGA	13	at St. John's, 12/17		Same
3FG				
3FGA	1 (2x)	last at #5 Kansas, 12/8	1 (2x)	last at #5 Kansas, 12/8/20
FT	4	#23 UConn, 1/23		Same
FTA	7	#23 UConn, 1/23		Same
Assists	2 (2x)	last at Seton Hall, 1/27	2 (2x)	last at Seton Hall, 1/27/21
Steals	1 (3x)	last Seton Hall, 1/6	1 (3x)	last Seton Hall, 1/6/21
Blocks	4 (2x)	last St. John's, 1/9	4 (2x)	last St. John's, 1/9/21
Minutes	22	#23 UConn, 1/23		Same

Ryan Kalkbrenner's Career Statistics

Year	GP-GS	Min.-Avg.	FGM-A	Pct.	3FGM-A	Pct.	FTM-A	Pct.	Off-Def	Total	Avg.	PF-D	Ast.	TO	Blk.	Stl.	Pts.	Avg.
2020-21	28-0	390-13.9	79-118	.669	0-2	.000	22-43	.512	44-60	104	3.7	44-0	10	15	37	4	180	6.4

Denzel Mahoney

6-5 • 205
Sr. • Guard/Forward
Oviedo, Fla.

#34

2020-21 Season Highlights

• Honorable Mention All-BIG EAST pick in 2020-21.
• Seventh in the BIG EAST in three-pointers per game, 17th in points per game, fourth in steals per game, 15th in free throw percentage and 24th in minutes per contest.
• Among active players nationally, ranks 11th in career free throws made and 32nd in career points scored.
• Averaged 18.3 points in three games last year vs. top-10 teams (all wins), and had 19 points at #5 Kansas this year (Dec. 8).
• Made his 2020-21 debut with 17 points in 23 minutes vs. Omaha, tying his career-high with 5 three-pointers made (Dec. 1).
• Scored 20 points and dished 4 assists in win vs. Nebraska (Dec. 11).
• Finished with 21 points vs. Marquette (Dec. 14).
• Hauled in first career-double as a Bluejay at UConn (Dec. 20) when he had 10 points and a career-high 13 rebounds.
• Had 24 points in win vs. St. John's (Jan. 9), then followed that with Bluejay-best 29 points at Butler (Jan. 16).
• Scored 20 points in win vs. No. 23 UConn. (Jan. 23).
• Hit go-ahead free throws with 3:02 left to start game-ending 10-2 run at DePaul (Jan. 30).
• Declared (and withdrew) from the 2020 NBA Draft to return for his senior season.
• Won BIG EAST Sixth Man Award last season after averaging 12.0 points in 21 appearances (1 start).
• Made 30 of final 31 free throws last year and topped BIG EAST in free throw percentage in league play (.898).
• Team's active leading scorer with 1,680 career points when you include the 1,091 he scored his first two college seasons at Southeast Missouri St.

Game-by-Game Statistics

#34 Denzel Mahoney's Game-by-Game Stats

Opponent	Min	FG	Pct	3FG	Pct	FT	Pct	O-D-R	A	T	B	S	Pts.
NORTH DAKOTA STATE		Did		Not		Play							
NEBRASKA-OMAHA•	23	6-9	.667	5-7	.714	0-0	---	0-2-2	2	0	0	1	17
KENNESAW STATE•	31	1-7	.143	0-5	.000	2-2	1.000	1-2-3	3	0	0	2	4
#5 Kansas•	34	7-14	.500	3-8	.375	2-2	1.000	0-5-5	2	1	0	3	19
NEBRASKA•	28	7-18	.389	4-10	.400	2-2	1.000	1-3-4	4	2	0	1	20
MARQUETTE•	31	5-13	.385	4-8	.500	7-10	.700	4-0-4	1	1	0	1	21
St. John's•	28	6-10	.600	3-7	.429	1-1	1.000	0-5-5	0	4	0	1	16
Connecticut•	38	4-11	.364	1-5	.200	1-2	.500	2-11-13	1	2	1	0	10
#22 XAVIER•	31	4-9	.444	2-4	.500	3-3	1.000	1-4-5	2	0	0	1	13
Providence•	33	2-12	.167	0-7	.000	0-2	.000	0-1-1	3	3	0	1	4
SETON HALL•	28	5-9	.556	2-4	.500	2-2	1.000	0-3-3	2	3	0	1	14
ST. JOHN'S•	33	8-18	.444	4-11	.364	4-6	.667	0-4-4	2	2	0	2	24
Butler•	40	10-22	.455	5-11	.455	4-6	.667	1-6-7	2	3	0	3	29
PROVIDENCE•	32	1-10	.100	0-5	.000	3-5	.600	0-4-4	0	1	0	1	5
#23 CONNECTICUT•	35	8-14	.571	3-7	.429	1-3	.333	0-3-3	1	0	0	1	20
Seton Hall•	34	5-12	.417	2-6	.333	1-3	.333	0-7-7	1	1	0	3	13
DePaul•	29	4-13	.308	2-8	.250	4-4	1.000	1-4-5	1	2	0	0	14
GEORGETOWN•	34	7-13	.538	3-6	.500	5-6	.833	1-3-4	4	1	0	2	22
Marquette•	32	1-6	.167	1-2	.500	2-2	1.000	1-3-4	2	3	0	1	5
Georgetown•	33	1-9	.111	1-8	.125	2-2	1.000	1-5-6	1	2	0	4	5
#5 VILLANOVA•	26	3-8	.375	1-4	.250	0-0	---	0-2-2	1	1	0	0	7
DEPAUL•	24	4-10	.400	3-7	.375	2-4	.500	1-3-4	1	4	1	2	13
Xavier•	35	3-14	.214	2-8	.250	3-4	.750	1-3-4	2	1	0	2	11
#10 Villanova•	19	1-6	.167	1-5	.200	0-0	---	0-1-1	1	2	0	0	3
BUTLER•	34	4-15	.267	3-8	.375	4-4	1.000	0-1-1	3	0	0	2	15
Butler•	26	2-5	.400	2-3	.667	2-2	1.000	0-4-4	2	0	0	0	8
Connecticut•	31	1-9	.111	1-3	.333	0-0	---	0-8-8	0	0	0	1	3
Georgetown•	28	1-13	.077	1-10	.100	0-0	---	0-0-0	2	0	0	3	3

Season and Career Highs

#34 Denzel Mahoney	SEASON		CAREER	
Points	29	at Butler (OT), 1/16	36	at SIU Edwardsville, 1/18/19
Rebounds	13	at Connecticut (OT), 12/20		Same
FG	10	at Butler (OT), 1/16	11	Murray State, 2/1/18
FGA	22	at Butler (OT), 1/16	26	Murray State, 2/1/18
3FG	5 (2x)	last Butler (OT), 1/16	5 (4x)	last at tButler (OT), 1/16/21
3FGA	11 (2x)	last Butler (OT), 1/16	11 (3x)	last at Butler (OT), 1/16/21
FT	7	Marquette, 12/14	14	at Tennessee State, 3/1/17
FTA	10	Marquette, 12/14	15 (2x)	at SIU Edwardsville, 1/18/19
Assists	4 (2x)	last Georgetown, 2/3	6	Eastern Kentucky, 12/31/16
Steals	4	at Georgetown, 2/9	4 (2x)	last at Georgetown, 2/9/21
Blocks	1 (2x)	last DePaul, 2/24	1 (12x)	last DePaul, 2/24/21
Minutes	40	Butler (OT), 1/16	44	at Tennessee State (OT), 3/1/17

Denzel Mahoney's Career Statistics

Year	GP-GS	Min.-Avg.	FGM-A	Pct.	3FGM-A	Pct.	FTM-A	Pct.	Off-Def	Total	Avg.	PF-D	Ast.	TO	Blk.	Stl.	Pts.	Avg.
2016-17 (SEMO)	33-33	976-29.6	152-339	.448	57-151	.377	132-162	.815	47-93	140	4.2	106-5	40	45	4	23	493	14.9
2017-18 (SEMO)	31-31	970-31.3	176-380	.463	64-155	.413	182-218	.835	45-113	158	5.1	91-2	39	51	5	28	598	19.3
2019-20 (CU)	21-1	473-22.5	80-190	.421	29-81	.358	62-74	.838	22-44	66	3.1	45-0	14	29	2	19	251	12.0
2020-21 (CU)	27-27	830-30.7	111-309	.359	59-178	.331	57-77	.740	16-97	113	4.2	64-0	46	39	2	39	338	12.5
Totals (CU)	**48-28**	**1303-27.1**	**191-499**	**.383**	**88-259**	**.340**	**119-151**	**.788**	**38-141**	**179**	**3.7**	**109-0**	**60**	**68**	**3**	**58**	**589**	**12.3**
Totals (ALL)	**112-92**	**3249-29.0**	**519-1218**	**.426**	**209-565**	**.370**	**433-531**	**.815**	**130-347**	**477**	**4.3**	**306-7**	**139**	**164**	**13**	**109**	**1680**	**15.0**



#41 • Jacob Epperson

6-11 • 225 • C • Jr. • Melbourne, Australia

• Played seven minutes and had two blocks in Creighton's season-opener vs. North Dakota State (Nov. 29), his first action in 716 days (Dec. 14, 2018) after a back injury and knee surgery in 2018-19 and a broken leg in 2019-20 kept him sidelined.
• Was honored as part of Creighton's Senior Day on March 6th.
• Owned 6 points and tied career-high with 6 rebounds vs. Omaha (Dec. 1).
• Had 4 points and 4 rebounds vs. Kennesaw State (Dec. 4).
• Swatted two shots in six minutes at. St. John's (Dec. 17).
• Notched three points, three rebounds and a blocked shot vs. Seton hall (Jan. 6).
• Tied career-high with two assists in three minutes at Seton Hall (Jan. 27).
• Creighton's only player in last 15 years to make his first five career three-point attempts, and he's 7-for-12 (58.3%) in his career.
• Averaged 6.3 points and 2.9 rebounds per game in 12 contests as a freshman in 2017-18.

#41 Jacob Epperson's Game-by-Game Stats

Opponent	Min	FG	Pct	3FG	Pct	FT	Pct	O-D-R	A	T	B	S	Pts.
NORTH DAKOTA STATE	7	0-2	.000	0-2	.000	0-0	---	0-0-0	0	0	2	0	0
NEBRASKA-OMAHA	9	3-6	.500	0-0	---	0-0	---	1-5-6	0	0	1	0	6
KENNESAW STATE	10	1-3	.333	0-1	.000	2-4	.500	1-3-4	1	1	0	0	4
#5 Kansas		Did		Not		Play							
NEBRASKA	4	0-0	---	0-0	---	0-0	---	0-1-1	0	0	0	0	0
MARQUETTE	1	0-0	---	0-0	---	1-2	.500	0-1-1	0	0	1	0	1
St. John's	6	0-2	.000	0-0	---	0-0	---	1-1-2	2	1	2	0	0
Connecticut	3	0-0	---	0-0	---	0-0	---	0-0-0	0	0	0	0	0
#22 XAVIER		Did		Not		Play							
Providence		Did		Not		Play							
SETON HALL	6	1-1	1.000	1-1	1.000	0-0	---	0-3-3	1	0	1	0	3
ST. JOHN'S		Did		Not		Play							
Butler		Did		Not		Play	--	Injured					
PROVIDENCE		Did		Not		Play	--	Injured					
#23 CONNECTICUT		Did		Not		Play	--	Injured					
Seton Hall	3	0-1	.000	0-0	---	0-0	---	0-0-0	2	0	0	0	0
DePaul		Did		Not		Play							
GEORGETOWN		Did		Not		Play							
Marquette		Did		Not		Play							
Georgetown	3	0-0	---	0-0	---	0-0	---	0-0-0	0	1	0	0	0
#5 VILLANOVA		Did		Not		Play							
DEPAUL	4	1-2	.500	1-1	1.000	0-2	.000	1-1-2	0	0	0	0	3
Xavier		Did		Not		Play							
#10 Villanova		DId		Not	Play								
BUTLER	1	0-0	---	0-0	---	0-0	---	1-1-2	0	0	0	0	0
Butler	4	0-0	---	0-0	---	0-0	---	0-0-0	0	0	0	0	0
Connecticut		Did		Not		Play							
Georgetown	3	0-1	.000	0-1	.000	0-0	---	0-1-1	0	0	0	1	0

#41 Jacob Epperson	SEASON		CAREER	
Points	6	Omaha, 12/1	15	Bemidji State, 2/13/18
Rebounds	6	Omaha, 12/1	6 (3x)	last Omaha, 12/1/20
FG	3	Omaha, 12/1	7	Marquette, 2/17/18
FGA	6	Omaha, 12/1	8	Bemidji State, 2/13/18
3FG	1 (2x)	last DePaul, 2/24	3	Bemidji State, 2/13/18
3FGA	2	North Dakota State, 11/29	3	Bemidji State, 2/13/18
FT	2	Kennesaw State, 12/4	2 (2x)	last Boise State, 11/19/18
FTA	4	Kennesaw State, 12/4	4	at Butler, 2/20/18
Assists	2 (2x)	last at Seton Hall, 1/27	2 (2x)	last at Seton Hall, 1/27/21
Steals	1	vs. Georgetown, 3/13	1 (4x)	last vs. Georgetown, 3/13/21
Blocks	2 (2x)	last at St. John's, 12/17	5	vs. Providence (OT), 3/8/18
Minutes	10	Kennesaw State, 12/4	23	#3 Villanova (OT), 2/24/18



#44 • Rati Andronikashvili

6-4 • 185 • G • Fr. • Tbilisi, Georgia

• Top-100 recruit who signed in the spring and comes from the country of Georgia.
• Owns over 50 games of experience in FIBA qualilfiers for Georgia at the U16, U18, U20 and Senior National Team levels.
• Averaged 16.9 points, 5.9 rebounds and 5.3 assists in eight games at the U20 European Championships in Portual in 2019.
• Tore the ACL in his left knee on November 1 and will miss the 2020-21 season.



#55 • Modestas Kancleris

6-9 • 195 • F • Fr. • Kaunas, Lithuania

• True freshman from Lithuania who was released from his NLI at Grand Canyon after coach Dan Majerle was fired, though he had previously visited Creighton on a visit.
• Creighton's second Lithuanian ever, joining Nerijus Karlikanovas (1998-2000). Also CU's first player to wear No. 55 since Karlikanovas.
• Has experience on Lithuania's U16 and U18 national teams.
• Tore the ACL in his left knee on November 4 and will miss the 2020-21 season.

Jacob Epperson's Career Statistics

Year	GP-GS	Min.-Avg.	FGM-A	Pct.	3FGM-A	Pct.	FTM-A	Pct.	Off-Def	Total	Avg.	PF-D	Ast.	TO	Blk.	Stl.	Pts.	Avg.
2017-18	12-0	168-14.0	34-49	.694	4-4	1.000	3-9	.333	6-29	35	2.9	18-0	3	6	11	2	75	6.3
2018-19	9-0	82-9.1	18-23	.783	1-2	.500	6-9	.667	5-15	20	2.2	12-0	0	4	5	1	43	4.8
2019-20		Redshirted																
2020-21	14-0	64-4.6	6-18	.333	2-6	.333	3-8	.375	5-17	22	1.6	5-0	6	3	7	1	17	1.2
Totals	**35-0**	**314-9.0**	**58-90**	**.644**	**7-12**	**.583**	**12-26**	**.462**	**16-61**	**77**	**2.2**	**35-0**	**9**	**13**	**23**	**4**	**135**	**3.9**

GAME 1

North Dakota State (0-3) 58
#11 Creighton (1-0) 69

Nov. 29, 2020 CHI Health Center Omaha Omaha, Neb.

Defining Moment: After falling behind 10-4, Creighton answered with a 16-2 run that featured nine points from Antwann Jones.
Key Stat: Creighton won its 26th straight home opener.

NORTH DAKOTA STATE	fg-a	3fg-a	ft-a	reb	pf	pts	ast	to	blk	stl	min
Rocky Kreuser	7-12	2-4	0-0	4	3	16	3	2	0	0	23
Tyree Eady	4-7	0-0	4-5	7	0	12	0	2	0	1	30
Sam Griesel	2-6	0-0	0-0	9	1	4	4	4	0	0	30
Jarius Cook	2-9	0-4	0-0	3	2	4	1	0	0	0	29
Maleeck Harden-Hayes	4-6	2-2	1-2	6	1	11	1	0	0	0	26
Dezmond McKinney	1-2	0-1	2-2	0	4	4	0	0	0	0	10
Jaxon Knotek	0-5	0-3	1-2	4	0	1	0	2	0	0	16
Grant Nelson	0-2	0-1	2-2	0	0	2	0	3	1	0	10
Boden Skunberg	0-2	0-1	0-0	2	0	0	1	2	0	0	14
Odell Wilson	0-0	0-0	0-0	0	0	0	0	0	0	0	1
Tyler Witz	2-4	0-0	0-0	2	0	4	0	1	0	0	11
Team Rebounds				4							
Totals	**22-55**	**4-16**	**10-13**	**41**	**11**	**58**	**10**	**16**	**1**	**1**	**200**
	.400	**.250**	**.769**								

#11 CREIGHTON	fg-a	3fg-a	ft-a	reb	pf	pts	ast	to	blk	stl	min
Christian Bishop	6-7	0-1	4-5	4	0	16	0	0	0	1	21
Damien Jefferson	2-7	2-5	0-0	4	2	6	2	0	0	0	25
Antwann Jones	4-10	1-4	2-2	5	3	11	4	1	0	0	27
Marcus Zegarowski	5-15	2-11	0-0	2	1	12	6	1	0	0	37
Mitch Ballock	4-12	2-9	1-2	7	0	11	4	0	1	1	37
Shereef Mitchell	2-4	1-3	0-0	2	1	5	1	1	0	2	26
Jett Canfield	0-0	0-0	0-0	0	0	0	0	1	0	0	6
Sami Osmani	0-0	0-0	0-0	0	0	0	0	0	0	0	1
Nic Zeil	0-0	0-0	0-0	0	1	0	0	0	0	0	1
Devin Davis	0-0	0-0	0-0	0	0	0	0	0	0	0	1
Ryan Kalkbrenner	4-6	0-0	0-0	2	2	8	1	0	1	0	11
Jacob Epperson	0-2	0-2	0-0	0	2	0	0	0	2	0	7
Team Rebounds				1							
Totals	**27-63**	**8-35**	**7-9**	**27**	**12**	**69**	**18**	**4**	**4**	**4**	**200**
	.429	**.229**	**.778**								

Officials: Kipp Kissinger, John Higgins, Brian O'Connell
Technical Fouls: None. **Attendance:** 252

Team	1st	2nd	Total	1stFG%	2ndFG%	Total%	Deadball
North Dakota State	24	34	58	.385	.414	.400	2
#11 Creighton	36	33	69	.382	.483	.429	2,2

GAME 2

Omaha (1-3) 67
#9 Creighton (2-0) 94

Dec. 1, 2020 CHI Health Center Omaha Omaha, Neb.

Defining Moment: Creighton held UNO to a 1-for-18 shooting effort over a 12-minute stretcht that saw the Bluejays outscore the Mavericks, 27-3.
Key Stat: Creighton had six players score in double-figures, and Marcus Zegarowski dished 11 assists.

OMAHA	fg-a	3fg-a	ft-a	reb	pf	pts	ast	to	blk	stl	min
Wanjang Tut	2-8	0-0	1-2	3	1	5	0	2	1	1	24
Matt Pile	1-3	0-0	1-5	9	3	3	1	1	1	0	25
Zach Thornhill	4-8	1-2	0-0	1	0	9	1	0	0	1	28
Ayo Akinwole	3-13	2-4	0-0	2	1	8	2	0	0	1	30
Marco Smith	3-6	1-3	0-0	0	3	7	0	0	0	1	10
Sam'i Roe	3-6	1-1	0-0	3	0	7	0	0	0	0	14
Darrius Hughes	0-1	0-0	0-0	0	1	0	0	0	0	0	4
Kyle Luedtke	0-0	0-0	0-0	0	0	0	1	0	0	0	3
La'Mel Robinson	1-5	1-3	0-0	0	1	3	0	2	0	1	10
Dylan Brougham	0-0	0-0	0-0	0	0	0	0	0	0	0	2
Grant Frickenstein	0-0	0-0	0-0	1	0	0	0	0	0	0	1
Jadin Booth	2-9	1-6	2-2	1	3	7	3	1	0	1	21
Devin Evans	0-2	0-2	0-0	0	0	0	0	0	0	0	7
Marlon Ruffin	7-12	1-4	3-3	4	3	18	2	0	0	1	21
Team Rebounds				6							
Totals	**26-73**	**8-25**	**7-12**	**30**	**16**	**67**	**10**	**6**	**2**	**7**	**200**
	.356	**.320**	**.583**								

#9 CREIGHTON	fg-a	3fg-a	ft-a	reb	pf	pts	ast	to	blk	stl	min
Christian Bishop	7-10	0-0	4-4	8	1	18	0	2	0	1	16
Damien Jefferson	3-5	1-2	4-4	4	0	11	3	1	0	0	25
Marcus Zegarowski	4-8	3-7	0-1	3	2	11	11	2	1	1	29
Mitch Ballock	2-3	1-2	0-0	2	0	5	3	2	0	0	25
Denzel Mahoney	6-9	5-7	0-0	2	4	17	2	0	0	1	23
Antwann Jones	4-7	1-3	3-5	6	1	12	4	0	0	0	22
Shereef Mitchell	0-0	0-0	2-2	5	1	2	4	1	0	0	21
Jett Canfield	0-0	0-0	0-0	0	0	0	0	1	0	0	7
Sami Osmani	0-0	0-0	0-0	0	0	0	0	0	0	0	2
Nic Zeil	0-0	0-0	2-2	2	1	2	0	2	0	0	4
Devin Davis	0-1	0-0	0-0	0	0	0	0	0	0	0	2
Ryan Kalkbrenner	5-10	0-1	0-0	4	2	10	1	1	1	0	15
Jacob Epperson	3-6	0-0	0-0	6	0	6	0	0	1	0	9
Team Rebounds				3							
Totals	**34-59**	**11-22**	**15-18**	**45**	**12**	**94**	**28**	**12**	**3**	**3**	**200**
	.576	**.500**	**.833**								

Officials: Brian O'Connell, Earl Walton, Tommy Morrissey
Technical Fouls: None. **Attendance:** 251

Team	1st	2nd	Total	1stFG%	2ndFG%	Total%	Deadball
Omaha	26	41	67	.324	.385	.356	2,0
#9 Creighton	50	44	94	.613	.536	.576	1,2

GAME 3

Kennesaw State (2-2) 58
#9 Creighton (3-0) 93

Dec. 4, 2020 CHI Health Center Omaha Omaha, Neb.

Defining Moment: Ryan Kalkbrenner had three dunks and an alley-oop lay-in in a five-possession span to key an early 19-2 run.
Key Stat: Creighton outscored KSU 22-0 in fast break points, 24-3 off turnovers and 41-10 off the bench.

KENNESAW STATE	fg-a	3fg-a	ft-a	reb	pf	pts	ast	to	blk	stl	min
Alex Peterson	6-14	0-2	2-4	5	1	14	2	1	0	0	27
Terrell Burden	1-5	0-1	2-2	0	0	4	2	4	0	0	26
Chris Youngblood	5-13	3-9	0-0	3	4	13	2	1	0	0	31
Brandon Stroud	2-4	1-2	2-3	1	5	7	1	1	0	0	24
Spencer Rodgers	5-13	0-5	0-0	6	2	10	5	3	1	0	38
Cole LaRue	0-0	0-0	0-0	0	0	0	0	1	0	0	5
Jamie Lewis	0-2	0-1	0-0	2	1	0	1	2	0	0	8
Kasen Jennings	1-4	1-3	0-0	2	4	3	0	1	0	1	15
Mayson Quartlebaum	2-4	0-0	1-1	2	1	5	0	0	0	0	6
Armani Harris	0-1	0-0	0-0	1	1	0	0	0	0	0	8
Antonio Spencer	1-3	0-0	0-0	4	0	2	0	0	1	0	12
Team Rebounds				5							
Totals	**23-63**	**5-23**	**7-1**	**031**	**19**	**58**	**13**	**14**	**2**	**1**	**200**
	.365	**.217**	**.700**								

#9 CREIGHTON	fg-a	3fg-a	ft-a	reb	pf	pts	ast	to	blk	stl	min
Christian Bishop	4-4	0-0	3-3	4	2	11	0	0	1	1	15
Damien Jefferson	6-9	1-2	0-0	3	4	13	2	3	0	1	24
Marcus Zegarowski	5-11	2-4	2-2	4	1	14	4	2	0	2	26
Mitch Ballock	4-8	2-6	0-0	2	1	10	0	0	0	0	26
Denzel Mahoney	1-7	0-5	2-2	3	1	4	3	0	0	2	31
Shereef Mitchell	4-4	1-1	2-2	1	0	11	3	1	0	2	18
Jett Canfield	0-0	0-0	0-0	0	0	0	0	0	0	0	6
Sami Osmani	0-2	0-1	0-0	1	0	0	0	0	0	0	3
Nic Zeil	1-1	1-1	0-0	1	1	3	0	0	0	0	4
Devin Davis	0-0	0-0	0-0	0	0	0	0	0	0	0	3
Ryan Kalkbrenner	7-8	0-0	0-0	6	0	14	0	0	2	1	15
Jacob Epperson	1-3	0-1	2-4	4	2	4	1	1	0	0	10
Team Rebounds				2							
Totals	**34-61**	**7-22**	**18-21**	**38**	**13**	**93**	**15**	**7**	**4**	**9**	**200**
	.557	**.318**	**.857**								

Officials: Tony Henderson, A.J. Desai, Matt Potter
Technical Fouls: None. **Attendance:** 201

Team	1st	2nd	Total	1stFG%	2ndFG%	Total%	Deadball
Kennesaw State	25	33	58	.370	.361	.365	2,0
#9 Creighton	52	41	93	.588	.519	.557	2,0

GAME 4

#8 Creighton (3-1) 72
#5 Kansas (5-1) 73

Dec. 8, 2020 Allen Fieldhouse Lawrence, Kan.

Defining Moment: With the score tied at 70, freshman Jalen Wilson made a three-pointer with 42.1 seconds left to give Kansas the lead. CU had a chance to tie it with three free throws with 1.1 seconds left, but Marcus Zegarowski's final attempt was off the mark.
Key Stat: Creighton missed 9-of-18 free throws after entering the night 40-for-48 at the charity stripe.

#8 CREIGHTON	fg-a	3fg-a	ft-a	reb	pf	pts	ast	to	blk	stl	min
Christian Bishop	5-6	1-1	2-4	9	2	13	1	4	3	1	29
Damien Jefferson	6-8	0-0	1-4	6	2	13	0	1	0	1	35
Marcus Zegarowski	5-14	3-8	3-6	6	2	16	4	5	0	1	35
Mitch Ballock	2-8	2-8	0-0	3	2	6	5	1	0	2	38
Denzel Mahoney	7-14	3-8	2-2	5	3	19	2	1	0	3	34
Antwann Jones	2-4	0-0	0-0	1	2	4	0	1	2	0	10
Shereef Mitchell	0-1	0-1	0-0	0	2	0	1	1	0	1	10
Ryan Kalkbrenner	0-1	0-1	1-2	1	1	1	0	0	0	0	9
Team Rebounds				2							
Totals	**27-56**	**9-27**	**9-18**	**33**	**16**	**72**	**13**	**14**	**5**	**9**	**200**
	.482	**.333**	**.500**								

#5 KANSAS	fg-a	3fg-a	ft-a	reb	pf	pts	ast	to	blk	stl	min
Jalen Wilson	8-12	4-6	3-5	10	3	23	1	2	0	0	32
David McCormack	5-12	0-0	3-4	7	2	13	1	3	0	1	27
Marcus Garrett	3-10	1-4	2-3	3	0	9	4	1	0	2	35
Christian Braun	5-13	4-9	0-1	4	3	14	6	0	0	3	37
Ochai Agbaji	0-6	0-0	0-0	5	0	0	4	3	1	2	24
Tyon Grant-Foster	0-2	0-0	0-0	0	0	0	0	0	2	0	4
Dajuan Harris	1-2	0-1	0-0	0	1	2	0	1	0	0	8
Tristan Enaruna	1-1	0-0	0-0	2	1	2	0	0	0	1	9
Bryce Thompson	3-6	1-2	1-2	2	2	8	2	2	0	1	18
Mitch Lightfoot	0-2	0-0	2-2	3	1	2	0	0	0	0	6
Team Rebounds				5							
Totals	**26-66**	**10-22**	**11-17**	**41**	**13**	**73**	**18**	**12**	**3**	**10**	**200**
	.394	**.455**	**.647**								

Officials: Brent Hampton, John Gaffney, Ray Natili
Technical Fouls: None. **Attendance:** 2,500 (sold out)

Team	1st	2nd	Total	1stFG%	2ndFG%	Total%	Deadball
#8 Creighton	35	37	72	.464	.500	.482	5
#5 Kansas	39	34	73	.441	.344	.394	3,2

GAME 5

Nebraska (3-3) 74
#8 Creighton (4-1) 98

Dec. 11, 2020 CHI Health Center Omaha Omaha, Neb.

Defining Moment: Creighton scored on 10 straight possessions in the second half during a 23-2 run that turned a 55-51 game into a 78-53 blowout.
Key Stats: Creighton won its 13th straight regular-season home game vs. Nebraska. Creighton's 98 points were its most ever vs. Nebraska.

NEBRASKA	fg-a	3fg-a	ft-a	reb	pf	pts	ast	to	blk	stl	min
Lat Mayen	0-1	0-1	2-2	4	4	2	1	3	0	0	18
Teddy Allen	10-20	3-6	3-4	9	2	26	2	4	0	2	30
Trey McGowens	5-7	3-3	2-5	2	2	15	0	4	0	1	28
Thorir Thorbjarnarson	3-5	2-3	0-0	6	1	8	3	4	0	0	32
Dalano Banton	3-6	2-4	4-6	7	1	12	1	3	0	2	27
Elijah Wood	0-1	0-1	0-0	0	0	0	0	1	0	0	2
Shamiel Stevenson	2-8	1-5	0-2	1	0	5	2	2	1	0	24
Kobe Webster	2-8	1-5	0-2	1	0	5	2	2	1	0	24
Jace Piatkowski	0-0	0-0	0-0	0	0	0	0	0	0	0	2
Yvan Ouedraogo	1-3	0-0	2-3	4	3	4	2	1	2	0	18
Bret Porter	0-0	0-0	0-0	0	0	0	0	1	0	0	2
Team Rebounds				3							
Totals	**25-57**	**11-26**	**13-22**	**39**	**15**	**74**	**12**	**25**	**3**	**5**	**200**
	.439	**.423**	**.591**								

#8 CREIGHTON	fg-a	3fg-a	ft-a	reb	pf	pts	ast	to	blk	stl	min
Christian Bishop	5-5	0-0	0-2	3	4	10	1	2	0	3	13
Damien Jefferson	5-9	1-4	0-1	4	2	11	5	3	1	1	30
Marcus Zegarowski	6-13	5-7	5-5	3	3	22	5	4	0	4	33
Mitch Ballock	2-5	2-5	0-0	2	2	6	4	0	1	4	33
Denzel Mahoney	7-18	4-10	2-2	4	2	20	4	2	0	1	28
Antwann Jones	3-6	1-2	0-0	4	1	7	2	1	0	1	18
Shereef Mitchell	3-5	1-1	0-0	0	2	7	2	0	0	1	13
Jett Canfield	1-1	0-0	0-0	0	0	2	1	0	0	0	3
Sami Osmani	0-0	0-0	0-0	0	0	0	0	0	0	1	2
Nic Zeil	0-0	0-0	0-0	0	1	0	0	0	0	0	3
Devin Davis	0-2	0-1	0-0	0	0	0	0	0	0	0	2
Ryan Kalkbrenner	6-9	0-0	1-3	8	2	13	0	1	3	0	18
Jacob Epperson	0-0	0-0	0-0	1	0	0	0	0	0	0	4
Team Rebounds				7							
Totals	**38-73**	**14-30**	**8-13**	**36**	**19**	**98**	**24**	**13**	**5**	**16**	**200**
	.521	**.467**	**.615**								

Officials: Lamar Simpson, Brian Dorsey, Keith Kimble
Technical Fouls: None. **Attendance:** 254

Team	1st	2nd	Total	1stFG%	2ndFG%	Total%	Deadball
Nebraska	40	34	74	.480	.406	.439	4
#8 Creighton	44	54	98	.429	.605	.521	2

GAME 6

Marquette (5-2, 1-0) 89
#9 Creighton (4-2, 0-1) 84

Dec. 14, 2020 CHI Health Center Omaha Omaha, Neb.

Defining Moment: After Creighton trimmed Marquette's lead down to 1 with 2:32 to play, the Golden Eagles responded with a 7-0 run to regain control.
Key Stat: Marquette put up 54 points on 34 second half possessions, scoring on all but 10 trips.

MARQUETTE	fg-a	3fg-a	ft-a	reb	pf	pts	ast	to	blk	stl	min
Theo Jon	3-3	0-0	1-2	6	4	7	1	2	1	0	20
Jamal Cain	2-5	1-2	0-2	3	5	5	2	0	0	1	22
Dawson Garcia	6-10	0-2	2-4	10	0	14	3	1	2	0	28
D.J. Carton	6-13	5-7	3-4	5	4	20	5	3	0	2	34
Koby McEwen	5-9	2-5	6-7	3	4	18	4	3	1	1	38
Justin Lewis	3-10	0-1	5-7	9	1	11	1	1	1	0	31
Greg Elliott	5-6	4-4	0-0	4	4	14	3	2	0	1	27
Team Rebounds				2							
Totals	**30-56**	**12-21**	**17-26**	**42**	**22**	**89**	**19**	**12**	**5**	**5**	**200**
	.536	**.571**	**.654**								

#9 CREIGHTON	fg-a	3fg-a	ft-a	reb	pf	pts	ast	to	blk	stl	min
Christian Bishop	2-5	0-0	3-5	4	5	7	1	0	2	1	31
Damien Jefferson	6-7	2-3	3-6	6	0	17	3	2	1	1	33
Marcus Zegarowski	4-13	0-7	0-0	2	1	8	5	2	0	2	33
Mitch Ballock	9-15	8-14	0-1	6	0	26	3	1	0	1	38
Denzel Mahoney	5-13	4-8	7-10	4	4	21	1	1	0	1	31
Antwann Jones	2-3	0-0	0-1	1	1	4	2	0	0	0	15
Shereef Mitchell	0-2	0-0	0-0	0	2	0	1	0	0	1	13
Ryan Kalkbrenner	0-0	0-0	0-0	1	4	0	0	0	0	0	5
Jacob Epperson	0-0	0-0	1-2	1	0	1	0	0	1	0	1
Team Rebounds				2				1			
Totals	**28-58**	**14-32**	**14-25**	**27**	**17**	**84**	**16**	**7**	**4**	**7**	**200**
	.483	**.438**	**.560**								

Officials: Jeff Clark, Roger Ayers, Wally Rutecki
Technical Fouls: Greg Elliott (1). **Attendance:** 255

Team	1st	2nd	Total	1stFG%	2ndFG%	Total%	Deadball
Marquette	35	54	89	.520	.548	.536	3
#9 Creighton	44	40	84	.516	.444	.483	4

GAME 7

#9 Creighton (5-2, 1-1) 94
St. John's (5-4, 0-1) 76

Dec. 17, 2020 — Carnesecca Arena — Queens, N.Y.

Defining Moment: After St. John's drew within 52-50 early in the second half, Creighton responded with a 22-4 run to put away the Red Storm.
Key Stat: Damien Jefferson came within two assists of a triple-double and Christian Bishop secured his first career double-double.

#9 CREIGHTON	fg-a	3fg-a	ft-a	reb	pf	pts	ast	to	blk	stl	min
Christian Bishop	5-10	0-0	1-2	10	3	11	1	2	0	0	18
Damien Jefferson	4-5	1-2	1-3	10	0	10	8	0	0	1	28
Marcus Zegarowski	7-10	6-7	0-0	2	0	20	5	1	0	0	32
Mitch Ballock	3-5	3-5	0-0	3	2	9	1	3	0	0	34
Denzel Mahoney	6-10	3-7	1-1	5	2	16	0	4	0	1	28
Antwann Jones	1-2	0-1	0-0	3	2	2	2	0	1	0	12
Shereef Mitchell	1-2	0-0	0-0	1	1	2	2	0	0	1	10
Alex O'Connell	3-7	0-1	0-0	2	0	6	1	1	0	1	12
Jett Canfield	0-0	0-0	0-0	0	0	0	0	0	0	0	2
Nic Zeil	1-1	0-0	1-2	0	1	3	0	0	0	0	2
Ryan Kalkbrenner	7-13	0-0	1-1	5	1	15	1	1	2	0	16
Jacob Epperson	0-2	0-0	0-0	2	1	0	2	1	2	0	6
Team Rebounds				1				1			
Totals	**38-67**	**13-23**	**5-9**	**44**	**13**	**94**	**23**	**14**	**5**	**4**	**200**
	.567	**.565**	**.556**								

ST. JOHN'S	fg-a	3fg-a	ft-a	reb	pf	pts	ast	to	blk	stl	min
Julian Champagnie	5-13	5-8	2-2	5	0	17	2	1	0	0	32
Isaih Moore	3-6	1-2	0-1	3	2	7	1	0	1	0	19
Posh Alexander	6-11	1-3	0-0	1	3	13	3	3	0	1	28
Rasheem Dunn	5-13	0-4	0-0	3	0	10	7	0	0	1	34
Greg Williams Jr.	2-6	1-2	1-2	2	1	6	1	1	0	1	26
Josh Williams	1-1	0-0	0-0	2	1	6	1	1	0	1	26
Dylan Addae-Wusu	5-10	1-2	1-3	3	3	12	0	0	0	0	22
Marcellus Earlington	1-2	0-1	2-2	3	1	4	1	3	0	1	14
Arnaldo Toro	1-2	0-0	0-0	1	1	2	0	0	0	0	8
Vince Cole	0-1	0-1	0-0	0	0	0	1	1	1	0	7
David Caraher	1-2	1-2	0-0	1	1	3	1	0	0	0	5
Team Rebounds				2							
Totals	**30-67**	**10-25**	**6-10**	**26**	**13**	**76**	**17**	**9**	**2**	**4**	**200**
	.448	**.400**	**.600**								

Officials: Mike Stephens, Brian O'Connell, Evon Burroughs
Technical Fouls: None. **Attendance:** 0

Team	1st	2nd	Total	1stFG%	2ndFG%	Total%	Deadball
#9 Creighton	41	53	94	.457	.688	.567	2
St. John's	34	42	76	.419	.472	.448	2

GAME 8

#9 Creighton (6-2, 2-1) 76
Connecticut (3-1, 0-1) 74 (OT)

Dec. 20, 2020 — Gampel Pavilion — Storrs, Conn.

Defining Moment: Damien Jefferson hit a game-tying basket with 0.2 left in regulation, and Creighton opened overtime on a 9-2 run.
Key Stat: Creighton outrebounded the Huskies, 48-41, with Denzel Mahoney hauling in a career-high 13 boards.

#9 CREIGHTON	fg-a	3fg-a	ft-a	reb	pf	pts	ast	to	blk	stl	min
Christian Bishop	8-11	0-0	3-6	5	4	19	1	0	2	0	28
Damien Jefferson	4-9	2-5	0-0	5	4	10	4	4	0	3	31
Marcus Zegarowski	4-14	1-8	2-2	8	4	11	3	5	0	2	42
Mitch Ballock	4-7	2-4	3-4	4	1	13	1	0	0	1	39
Denzel Mahoney	4-11	1-5	1-2	13	3	10	1	2	1	0	38
Antwann Jones	1-4	1-4	3-6	0	2	6	1	2	0	0	24
Shereef Mitchell	0-2	0-2	0-0	0	1	0	1	0	0	0	8
Alex O'Connell	1-1	0-0	0-0	2	1	2	0	0	0	0	0
Ryan Kalkbrenner	1-4	0-0	3-4	3	4	5	1	2	0	0	12
Jacob Epperson	0-0	0-0	0-0	0	0	0	0	0	0	0	3
Team Rebounds				8				1			
Totals	**27-65**	**7-27**	**15-24**	**48**	**24**	**13**	**16**	**6**	**3**	**4**	**225**
	.415	**.259**	**.625**								

CONNECTICUT	fg-a	3fg-a	ft-a	reb	pf	pts	ast	to	blk	stl	min
Isaiah Whatley	3-3	0-0	1-3	3	5	7	1	1	1	2	19
Josh Carlton	1-3	0-0	0-0	5	4	2	0	2	3	1	39
R.J. Cole	2-13	2-8	6-8	0	4	12	2	2	0	1	40
James Bought knight	13-24	5-12	9-12	4	1	40	2	3	0	1	40
Tyrese Martin	1-4	0-1	0-0	10	2	2	0	1	0	1	35
Jalen Gaffney	1-8	0-5	2-2	7	2	4	3	2	0	2	28
Brendan Adams	1-5	0-3	0-0	3	1	2	0	0	0	0	27
Adama Sanogo	2-4	0-0	1-1	4	2	5	1	1	0	0	12
Andre Jackson	0-1	0-1	0-0	1	0	0	0	0	0	1	5
Team Rebounds				4				1			
Totals	**24-67**	**7-30**	**19-26**	**41**	**21**	**74**	**9**	**13**	**4**	**9**	**225**
	.358	**.233**	**.731**								

Officials: Pat Driscoll, Tony Chiazza, Tim Clougherty
Technical Fouls: None. **Attendance:** 0

Team	1st	2nd	OT	Total	1stFG%	2ndFG%	Total%	Deadball
#9 Creighton	33	33	10	76	.444	.382	.415	6
Connecticut	29	37	8	74	.367	.400	.250	2

GAME 9

#22 Xavier (8-1, 1-1) 61
#13 Creighton (7-2, 3-1) 66

Dec. 23, 2020 — CHI Health Center Omaha — Omaha, Neb.

Defining Moment: Creighton's Antwann Jones spurred a 21-9 run in the first half after Creighton fell behind 22-9 in the first seven minutes.
Key Stat: Creighton beat a ranked team for the eighth straight season and improved to 248-52 all-time in 300 games at CHI Health Center Omaha.

#22 XAVIER	fg-a	3fg-a	ft-a	reb	pf	pts	ast	to	blk	stl	min
Jason Carter	3-10	0-5	0-0	4	3	6	2	3	1	0	32
Zach Freemantle	3-9	0-1	1-2	5	5	7	0	2	0	1	23
Paul Scruggs	4-9	3-5	0-0	3	0	11	4	2	1	1	32
Colby Jones	1-3	0-1	1-2	6	3	3	2	3	0	0	26
Nate Johnson	4-13	2-8	2-2	5	1	12	1	0	0	0	32
C.J. Wilcher	0-0	0-0	0-0	0	1	0	0	0	0	0	2
Adam Kunkel	3-9	1-6	0-0	5	1	7	0	0	0	2	18
Bryan Griffin	0-1	0-0	0-0	4	2	0	0	1	1	0	10
Ben Stanley	4-8	0-2	1-1	1	3	9	1	0	0	0	13
KyKy Tandy	2-6	2-4	0-0	5	1	6	0	0	0	0	12
Team Rebounds				4							
Totals	**24-68**	**8-32**	**5-7**	**42**	**20**	**61**	**10**	**11**	**3**	**4**	**200**
	.353	**.250**	**.714**								

#13 CREIGHTON	fg-a	3fg-a	ft-a	reb	pf	pts	ast	to	blk	stl	min
Damien Jefferson	2-6	1-3	0-1	6	0	5	1	2	0	1	29
Christian Bishop	4-8	0-1	2-5	7	1	10	1	1	2	0	27
Marcus Zegarowski	2-11	1-5	5-6	6	0	10	2	4	0	0	30
Mitch Ballock	2-9	2-9	1-2	2	2	7	2	2	1	1	34
Denzel Mahoney	4-9	2-4	3-3	5	3	13	2	0	0	1	31
Antwann Jones	4-8	2-4	3-3	4	0	13	2	2	0	0	13
Shereef Mitchell	1-2	0-0	0-0	2	2	2	0	1	0	0	13
Alex O'Connell	2-6	0-2	0-0	5	1	4	0	0	0	0	10
Ryan Kalkbrenner	1-3	0-0	0-0	4	2	2	0	0	3	1	13
Team Rebounds				4							
Totals	**22-62**	**8-28**	**14-20**	**45**	**11**	**66**	**10**	**12**	**6**	**4**	**200**
	.355	**.286**	**.700**								

Officials: Doug Shows, Kipp Kissinger, John Higgins
Technical Fouls: Christian Bishop (1). **Attendance:** 1,673

Team	1st	2nd	Total	1stFG%	2ndFG%	Total%	Deadball
#22 Xavier	34	27	61	.406	.306	.353	2
#13 Creighton	36	30	66	.389	.308	.355	3

GAME 10

#11 Creighton (8-2, 4-1) 67
Providence (7-4, 3-2) 65

Jan. 2, 2021 — Alumni Hall — Providence, R.I.

Defining Moment: After a 17-4 Providence run tied the game with 7.1 seconds left, Creighton won the game on a dunk by Christian Bishop with 0.8 remaining.
Key Stat: Though Creighton was outrebounded 45-35 overall and 19-10 on the offensive glass, both teams managed 16 second chance points.

#11 CREIGHTON	fg-a	3fg-a	ft-a	reb	pf	pts	ast	to	blk	stl	min
Christian Bishop	2-5	0-0	1-2	3	3	5	0	0	1	1	24
Damien Jefferson	9-13	0-0	0-0	8	4	18	3	3	1	6	31
Marcus Zegarowski	7-13	6-11	0-0	7	1	20	4	2	0	0	37
Mitch Ballock	5-11	4-9	0-0	2	2	14	1	3	0	0	37
Denzel Mahoney	2-12	0-7	0-2	1	2	4	3	3	0	1	33
Antwann Jones	0-1	0-0	2-2	2	1	2	1	0	0	0	9
Shereef Mitchell	0-2	0-1	0-0	0	1	0	2	0	0	0	10
Alex O'Connell	0-2	0-1	0-0	2	0	0	0	0	0	0	3
Ryan Kalkbrenner	1-2	0-0	2-4	6	1	4	0	0	4	0	16
Team Rebounds				4				1			
Totals	**26-61**	**10-29**	**5-10**	**35**	**15**	**67**	**14**	**12**	**6**	**8**	**200**
	.426	**.345**	**.500**								

PROVIDENCE	fg-a	3fg-a	ft-a	reb	pf	pts	ast	to	blk	stl	min
Jimmy Nichols,Jr.	3-6	0-2	0-0	5	0	6	0	0	0	1	20
Nate Watson	4-11	0-0	5-7	8	4	13	0	2	1	1	29
David Duke	5-19	3-7	0-0	6	2	13	4	3	0	1	40
Jared Bynum	0-3	0-0	0-0	1	1	0	2	0	0	1	9
A.J. Reeves	3-10	2-7	2-2	4	0	10	2	1	0	0	36
Greg Gantt	3-5	2-2	1-2	5	3	9	1	4	1	0	27
Alyn Breed	0-0	0-0	0-0	2	0	0	0	1	0	1	9
Brycen Goodine	0-2	0-2	0-0	1	0	0	1	1	0	0	4
Noah Horchler	3-7	2-3	4-4	4	2	12	0	0	1	0	16
Ed Croswell	1-4	0-0	0-2	2	1	2	0	1	0	1	10
Team Rebounds				7							
Totals	**22-65**	**9-23**	**12-17**	**45**	**13**	**65**	**10**	**13**	**3**	**6**	**200**
	.338	**.391**	**.706**								

Officials: John Gaffney, James Breeding, Brent Hampton
Technical Fouls: None. **Attendance:** 0

Team	1st	2nd	Total	1stFG%	2ndFG%	Total%	Deadball
#11 Creighton	40	27	67	.500	.355	.426	3,2
Providence	32	33	65	.353	.323	.338	2,1

GAME 11

Seton Hall (8-5, 5-2) 53
#7 Creighton (9-2, 5-1) 89

Jan. 6, 2021 — CHI Health Center Omaha — Omaha, Neb.

Defining Moment: Creighton made its first seven shots, racing to a 17-4 lead while never trailing.
Key Stat: Creighton shot a season-best 59.6 percent while holding Seton Hall to a season-low 33.3 percent.

SETON HALL	fg-a	3fg-a	ft-a	reb	pf	pts	ast	to	blk	stl	min
Jared Rhoden	2-7	0-2	6-6	2	2	10	2	3	0	1	29
Sandro Mamukelashvili	5-12	1-3	3-3	5	0	14	2	1	2	1	29
Takal Molson	1-7	0-3	4-8	3	0	6	0	2	0	0	24
Myles Cale	4-11	1-3	0-0	0	1	9	0	1	0	2	32
Shavar Reynolds Jr.	0-3	0-2	0-2	1	1	0	1	5	0	2	26
Bryce Aiken	0-0	0-0	0-0	0	0	0	0	0	0	0	1
Tray Jackson	0-2	0-2	2-2	3	0	2	0	2	0	1	8
Tyrese Samuel	1-1	0-0	1-4	2	4	3	0	1	0	1	17
Ike Obiagu	2-3	0-0	0-2	3	2	4	0	1	2	0	23
Jahari Long	2-4	1-2	0-0	1	0	5	0	1	0	1	8
Sylwester Granda	0-1	0-1	0-0	0	0	0	1	0	0	1	3
Team Rebounds				9							
Totals	**17-51**	**3-18**	**16-27**	**29**	**10**	**53**	**6**	**17**	**4**	**10**	**200**
	.333	**.167**	**.593**								

#7 CREIGHTON	fg-a	3fg-a	ft-a	reb	pf	pts	ast	to	blk	stl	min
Christian Bishop	3-5	0-0	3-4	3	2	9	3	0	1	1	19
Damien Jefferson	8-12	3-5	0-0	2	0	19	2	3	0	4	30
Marcus Zegarowski	4-6	3-4	0-0	3	2	11	4	1	0	0	20
Mitch Ballock	1-2	1-2	0-0	1	2	3	1	0	0	1	24
Denzel Mahoney	5-9	2-4	2-2	3	1	14	2	3	0	1	28
Antwann Jones	3-7	2-4	0-0	2	1	8	1	0	0	0	12
Shereef Mitchell	3-3	0-0	2-2	2	2	8	1	2	0	2	15
Alex O'Connell	2-4	1-1	1-2	3	0	6	0	0	0	1	13
Jett Canfield	0-0	0-0	0-0	0	0	0	1	2	0	0	6
Andrew Merfeld	0-1	0-1	0-0	0	0	0	0	0	0	0	3
Sami Osmani	1-2	0-1	0-0	1	2	2	0	0	0	0	5
Nic Zeil	0-2	0-1	0-0	1	2	0	0	1	0	0	4
Ryan Kalkbrenner	3-3	0-0	0-0	7	2	6	0	1	2	1	15
Jacob Epperson	1-1	1-1	0-0	3	0	3	1	0	1	0	6
Team Rebounds				3							
Totals	**34-57**	**13-24**	**8-10**	**34**	**16**	**89**	**16**	**13**	**4**	**11**	**200**
	.596	**.542**	**.800**								

Officials: Brian O'Connell, Lamar Simpson, Michael Stephens
Technical Fouls: None. **Attendance:** 1,689

Team	1st	2nd	Total	1stFG%	2ndFG%	Total%	Deadball
Seton Hall	26	27	53	.360	.308	.333	4,1
#7 Creighton	37	52	89	.560	.625	.596	2

GAME 12

St. John's (6-6, 1-5) 79
#7 Creighton (10-2, 6-1) 97

Jan. 9, 2021 — CHI Health Center Omaha — Omaha, Neb.

Defining Moment: Creighton broke free from a 15-15 game with a 22-8 run that saw the Bluejays drain six of its season-high 16 three-pointers.
Key Stat: Creighton had six men in double-figures despite the team's scoring leader (Marcus Zegarowski) missing the game due to injury.

ST. JOHN'S	fg-a	3fg-a	ft-a	reb	pf	pts	ast	to	blk	stl	min
Julian Champagnie	13-21	4-6	3-4	10	3	33	2	2	2	3	33
Arnaldo Toro	2-3	0-0	0-0	1	0	4	1	0	0	2	13
Posh Alexander	4-11	0-2	0-0	6	1	8	6	2	0	0	33
Greg Williams Jr.	2-6	1-2	0-0	4	3	5	2	3	0	0	22
Vince Cole	0-5	0-2	2-2	0	1	2	0	0	0	1	19
Josh Roberts	0-0	0-0	0-0	1	0	0	0	0	0	0	3
Rasheem Dunn	1-2	0-0	0-0	1	1	2	1	2	0	0	16
Dylan Addae-Wusu	2-4	2-3	0-0	1	3	6	1	2	0	0	21
Marcellus Earlington	6-9	1-4	0-0	6	1	13	0	1	0	1	20
John McGriff	0-0	0-0	0-0	0	0	0	0	0	0	0	4
Isaih Moore	3-10	0-1	0-0	5	1	6	0	1	0	0	16
Team Rebounds				13				1			
Totals	**33-71**	**8-20**	**5-6**	**38**	**14**	**79**	**13**	**14**	**2**	**7**	**200**
	.465	**.400**	**.833**								

#7 CREIGHTON	fg-a	3fg-a	ft-a	reb	pf	pts	ast	to	blk	stl	min
Christian Bishop	4-7	0-0	2-4	5	1	10	3	2	2	0	22
Damien Jefferson	5-9	1-4	0-1	4	1	11	4	1	0	0	30
Shereef Mitchell	4-7	2-4	0-0	3	3	10	3	1	0	1	22
Mitch Ballock	5-11	4-10	0-0	3	1	14	4	2	0	2	35
Denzel Mahoney	8-18	4-11	4-6	4	3	24	2	2	0	2	33
Antwann Jones	1-4	1-2	0-0	2	1	3	4	1	0	0	14
Alex O'Connell	6-7	4-5	0-1	6	2	16	2	1	0	1	17
Jett Canfield	0-0	0-0	0-0	0	0	0	0	2	0	1	9
Ryan Kalkbrenner	4-5	0-0	1-1	6	2	9	2	0	4	0	18
Team Rebounds				3							
Totals	**37-68**	**16-36**	**7-13**	**36**	**14**	**97**	**24**	**12**	**6**	**7**	**200**
	.544	**.444**	**.538**								

Officials: Michael Stephens, Pat Driscoll, Jeffrey Anderson
Technical Fouls: Isaih Moore (1); Denzel Mahoney (1). **Attendance:** 1,777

Team	1st	2nd	Total	1stFG%	2ndFG%	Total%	Deadball
St. John's	39	40	79	.516	.425	.465	1
#7 Creighton	56	41	97	.595	.484	.544	1

GAME 13

#8 Creighton (10-3, 6-2) 66
Butler (4-7, 3-5) 70 (OT)

Jan. 16, 2021 — Hinkle Fieldhouse — Indianapolis, Ind.

Defining Moment: Butler closed the first half with a 7-0 run, the second half with a 17-4 run and overtime with an 8-0 run.
Key Stat: Creighton lost despite Denzel Mahoney scoring 23 of his 29 points after halftime.

#8 CREIGHTON	fg-a	3fg-a	ft-a	reb	pf	pts	ast	to	blk	stl	min
Christian Bishop	5-5	0-0	0-0	7	3	10	0	3	4	0	34
Damien Jefferson	5-11	0-2	2-4	3	3	12	0	3	0	0	31
Shereef Mitchell	1-3	1-3	2-2	2	3	5	4	1	0	0	30
Mitch Ballock	1-6	0-5	0-0	4	1	2	3	1	1	0	43
Denzel Mahoney	10-22	5-11	4-6	7	4	29	2	3	0	3	40
Antwann Jones	1-3	0-1	0-0	6	3	2	1	2	0	1	18
Alex O'Connell	1-3	0-1	0-0	3	1	2	1	0	0	0	11
Jett Canfield	0-0	0-0	0-0	0	1	0	0	0	0	0	9
Ryan Kalkbrenner	1-1	0-0	2-2	2	3	4	0	0	1	0	9
Team Rebounds				2							
Totals	**25-54**	**6-23**	**10-14**	**36**	**22**	**66**	**11**	**13**	**6**	**4**	**225**
	.463	**.261**	**.714**								

BUTLER	fg-a	3fg-a	ft-a	reb	pf	pts	ast	to	blk	stl	min
Bryce Nze	5-13	2-3	3-5	9	3	15	1	3	0	0	40
Bryce Golden	0-6	0-3	2-3	5	0	2	2	1	0	1	24
Aaron Thompson	7-14	0-1	3-6	2	1	17	6	1	0	0	41
Myles Tate	4-11	2-5	5-6	10	3	15	2	0	0	2	39
Jair Bolden	3-7	1-4	0-0	3	4	7	0	2	0	0	31
Chuck Harris	3-8	1-3	3-4	0	4	10	0	0	0	0	28
Myles Wilmoth	2-5	0-0	0-1	4	1	4	0	0	0	0	16
John-Michael Mulloy	0-0	0-0	0-0	1	1	0	0	0	0	0	6
Team Rebounds				3							
Totals	**24-64**	**6-19**	**16-25**	**37**	**17**	**70**	**11**	**7**	**0**	**3**	**225**
	.375	**.316**	**.640**								

Officials: Brian O'Connell, Mike Roberts, Matt Potter
Technical Fouls: None. **Attendance:** 1,693

Team	1st	2nd	OT	Total	1stFG%	2ndFG%	Total%	Deadball
#8 Creighton	25	37	4	66	.435	.560	.463	1,1
Butler	32	30	8	70	.414	.310	.375	6,1

GAME 14

Providence (8-6, 4-4) 74
#11 Creighton (10-4, 6-3) 70

Jan. 20, 2021 — CHI Health Center Omaha — Omaha, Neb.

Defining Moment: Providence raced to a 23-6 lead as Creighton made just one of its first 12 field goal attempts
Key Stat: Creighton made just 4-of-23 three-point attempts and never led, while Nate Watson (29) and Alyn Breed (15) both had career-high point totals for PC.

PROVIDENCE	fg-a	3fg-a	ft-a	reb	pf	pts	ast	to	blk	stl	min
Jimmy Nichols, Jr.	3-8	1-4	3-4	3	4	10	1	1	1	0	21
Nate Watson	12-19	0-0	5-8	6	1	29	0	2	0	0	34
David Duke	2-11	2-7	6-6	6	4	12	5	5	0	1	36
Alyn Breed	4-5	2-2	5-8	6	4	15	3	1	0	0	34
A.J. Reeves	1-8	0-4	0-0	8	2	2	3	1	0	0	36
Greg Gantt	2-3	0-1	0-0	7	1	4	2	2	0	1	24
Brycen Goodine	0-0	0-0	0-0	0	0	0	0	0	0	0	1
Noah Horchler	1-1	0-0	0-0	2	4	2	0	0	0	0	10
Ed Croswell	0-1	0-0	0-0	1	1	0	0	0	0	0	4
Team Rebounds				3				2			
Totals	**25-56**	**5-18**	**19-26**	**42**	**21**	**74**	**14**	**14**	**1**	**2**	**200**
	.446	**.278**	**.731**								

#11 CREIGHTON	fg-a	3fg-a	ft-a	reb	pf	pts	ast	to	blk	stl	min
Christian Bishop	6-6	0-0	0-1	4	3	12	0	3	1	0	15
Damien Jefferson	9-13	1-4	7-12	3	4	26	1	1	0	3	36
Marcus Zegarowski	4-11	3-7	6-6	4	3	17	3	1	0	1	36
Mitch Ballock	1-4	0-3	0-0	0	1	2	3	1	0	1	36
Denzel Mahoney	1-10	0-5	3-5	4	3	5	0	1	0	1	32
Antwann Jones	1-6	0-1	0-0	4	3	2	0	0	0	1	11
Shereef Mitchell	0-0	0-0	0-0	1	1	0	0	0	0	0	5
Alex O'Connell	0-5	0-3	0-0	3	0	0	1	1	0	0	10
Ryan Kalkbrenner	3-3	0-0	0-0	5	3	6	0	0	1	0	19
Team Rebounds				6				1			
Totals	**25-58**	**4-23**	**16-24**	**34**	**21**	**70**	**8**	**9**	**2**	**7**	**200**
	.431	**.174**	**.667**								

Officials: Jeffrey Anderson, Lamar Simpson, Wally Rutecki
Technical Fouls: None. **Attendance:** 1,731

Team	1st	2nd	Total	1stFG%	2ndFG%	Total%	Deadball
Providence	39	35	74	.464	.429	.446	1
#11 Creighton	34	36	70	.393	.467	.431	2

GAME 15

#23 Connecticut (7-3, 4-3) 66
#11 Creighton (11-4, 7-3) 74

Jan. 23, 2021 — CHI Health Center Omaha — Omaha, Neb.

Defining Moment: Creighton uncorked a 10-0 run to go up 62-52 with 6:27 left and led by six or more the rest of the game.
Key Stat: Creighton made a season-high 20 free throws in a season-high 32 attempts.

#23 CONNECTICUT	fg-a	3fg-a	ft-a	reb	pf	pts	ast	to	blk	stl	min
Isaiah Whaley	4-13	2-4	0-0	9	3	10	2	2	3	0	37
Adama Sanogo	5-9	0-0	3-4	5	5	13	0	5	0	1	20
RJ Cole	4-10	0-3	6-7	4	2	14	5	2	0	1	38
Tyrese Martin	4-7	1-2	2-2	5	5	11	1	1	0	0	33
Brendan Adams	2-9	2-5	0-0	9	4	6	2	1	0	0	27
Jalen Gaffney	2-6	2-5	0-0	2	0	6	2	0	0	0	18
Tyler Polley	0-4	0-4	0-0	1	3	0	0	0	1	0	17
Josh Carolton	2-5	0-0	2-2	4	4	6	1	1	0	1	10
Team Rebounds				3	1						
Totals	**23-63**	**7-23**	**13-15**	**42**	**26**	**66**	**13**	**12**	**4**	**3**	**200**
	.365	**.304**	**.867**								

#11 CREIGHTON	fg-a	3fg-a	ft-a	reb	pf	pts	ast	to	blk	stl	min
Christian Bishop	2-5	0-0	4-6	2	5	8	1	2	1	0	18
Damien Jefferson	3-7	0-2	7-8	5	2	13	1	3	0	0	31
Marcus Zegarowski	5-10	1-5	4-5	2	2	15	2	0	0	2	38
Denzel Mahoney	8-14	3-7	1-3	3	1	20	1	0	0	1	35
Antwann Jones	9-0	0-0	0-2	2	1	0	0	1	1	1	9
Shereef Mitchell	0-1	0-0	0-0	2	1	0	0	2	0	0	11
Ryan Kalkbrenner	3-3	0-0	4-7	4	2	10	0	0	0	0	22
Team Rebounds				3							
Totals	**24-47**	**6-20**	**20-32**	**27**	**17**	**74**	**8**	**9**	**2**	**4**	**200**
	.511	**.300**	**.625**								

Officials: Jeffrey Anderson, Brent Hampton, Earl Walton
Technical Fouls: Coach Dan Hurley (1). **Attendance:** 1,839

Team	1st	2nd	Total	1stFG%	2ndFG%	Total%	Deadball
#23 Connecticut	28	38	66	.294	.448	.365	0,1
#11 Creighton	29	45	74	.429	.577	.511	5,2

GAME 16

#17 Creighton (12-4, 8-3) 85
Seton Hall (9-7, 6-4) 81

Jan. 27, 2021 — Prudential Center — Newark, N.J.

Defining Moment: Trailing 79-71 with 3:00 to play, Creighton closed the game on a 14-2 run to earn a season sweep over the Pirates.
Key Stat: Creighton started the game 8-for-9 from three-point range, and ended the game 6-for-8 from downtown.

#17 CREIGHTON	fg-a	3fg-a	ft-a	reb	pf	pts	ast	to	blk	stl	min
Christian Bishop	1-3	0-0	2-4	1	3	4	2	0	0	0	16
Damien Jefferson	5-13	2-5	2-2	5	2	14	3	0	0	0	34
Marcus Zegarowski	6-11	5-9	1-2	3	2	18	3	3	0	2	36
Mitch Ballock	11-17	7-12	0-1	2	0	29	4	1	0	0	38
Denzel Mahoney	5-12	2-6	1-3	7	3	13	1	1	0	3	34
Antwann Jones	0-1	0-0	0-0	1	0	0	1	1	0	0	5
Shereef Mitchell	0-1	0-1	2-2	1	2	2	0	0	0	1	9
Alex O'Connell	1-3	1-2	0-0	1	1	3	0	0	0	1	8
Ryan Kalkbrenner	1-2	0-0	0-0	4	3	2	2	1	2	0	17
Jacob Epperson	0-1	0-0	0-0	0	0	0	2	0	0	0	3
Team Rebounds				6				1			
Totals	**30-64**	**17-35**	**8-14**	**31**	**16**	**85**	**18**	**8**	**2**	**7**	**200**
	.469	**.486**	**.571**								

SETON HALL	fg-a	3fg-a	ft-a	reb	pf	pts	ast	to	blk	stl	min
Jared Rhoden	3-9	1-4	6-6	6	1	13	1	3	0	1	38
Sandro Mamukelashvili	4-9	1-3	2-2	6	3	11	2	3	1	0	33
Ike Obiagu	1-2	0-0	2-5	5	2	4	0	0	4	0	22
Myles Cale	8-12	4-7	0-1	9	3	20	0	1	0	0	30
Shavar Reynolds Jr.	3-9	0-3	0-0	1	4	6	6	1	0	2	27
Bryce Aiken	7-10	3-5	4-4	4	1	21	1	1	0	0	18
Tyrese Samuel	1-4	0-2	0-0	4	1	2	0	1	1	0	12
takal Molson	2-4	0-1	0-0	3	1	4	0	2	1	0	20
Team Rebounds				2							
Totals	**29-59**	**9-25**	**14-18**	**40**	**16**	**81**	**10**	**12**	**7**	**3**	**200**
	.492	**.360**	**.778**								

Officials: Mike Roberts, Clarence Armstrong, Earl Walton
Technical Fouls: None. **Attendance:** 0

Team	1st	2nd	Total	1stFG%	2ndFG%	Total%	Deadball
#17 Creighton	44	41	85	.533	.412	.469	1
Seton Hall	54	27	81	.655	.333	.492	1,1

GAME 17

#17 Creighton (13-4, 9-3) 69
DePaul (3-7, 1-7) 62

Jan. 30, 2021 — Wintrust Arena — Chicago, Ill.

Defining Moment: Denzel Mahoney made two free throws with 3:02 left to start Creighton's game-ending 10-2 run.
Key Stat: Creighton made 11-of-11 free throws in the second half and 17-of-20 from the charity stripe overall for the game.

#17 CREIGHTON	fg-a	3fg-a	ft-a	reb	pf	pts	ast	to	blk	stl	min
Christian Bishop	4-5	0-0	6-6	6	2	14	0	2	0	1	22
Damien Jefferson	1-3	0-0	1-2	6	4	3	1	4	1	2	33
Marcus Zegarowski	6-12	3-6	4-4	4	2	19	5	1	0	0	32
Mitch Ballock	1-6	1-5	1-2	3	1	4	4	0	0	1	34
Denzel Mahoney	4-13	2-8	4-4	5	1	14	1	2	0	0	29
Antwann Jones	0-1	0-1	0-0	1	0	0	0	1	0	0	5
Shereef Mitchell	0-3	0-0	1-2	3	0	1	3	0	0	2	16
Alex O'Connell	1-6	0-2	0-0	2	1	2	1	0	0	1	11
Ryan Kalkbrenner	6-7	0-0	0-0	4	0	12	0	2	2	0	18
Team Rebounds				4				1			
Totals	**23-56**	**6-22**	**17-20**	**38**	**11**	**69**	**15**	**13**	**3**	**7**	**200**
	.411	**.273**	**.850**								

DEPAUL	fg-a	3fg-a	ft-a	reb	pf	pts	ast	to	blk	stl	min
Romeo Weems	3-9	0-2	0-0	5	4	6	0	2	0	0	20
Darious Hall	3-10	0-2	0-0	3	4	6	2	2	1	0	24
Pauly Paulicap	1-2	0-0	1-2	5	3	3	0	0	1	0	18
Javon Freeman-Liberty	4-12	1-4	4-4	8	3	13	5	2	0	3	34
Ray Salnave	8-13	3-7	2-2	5	2	21	1	1	0	4	37
Kobe Elvis	3-6	1-4	0-0	3	1	7	2	3	1	2	31
Nick Ongenda	1-5	0-0	1-2	3	1	3	0	0	2	0	17
Courvoisier McCauley	1-8	1-5	0-0	4	1	3	0	1	0	0	19
Team Rebounds				1							
Totals	**24-65**	**6-24**	**8-10**	**37**	**19**	**62**	**10**	**11**	**5**	**9**	**200**
	.369	**.250**	**.800**								

Officials: John Gaffney, Jeff Clark, Roger Ayers
Technical Fouls: Damien Jefferson (1); Romeo Weems (1). **Attendance:** 0

Team	1st	2nd	Total	1stFG%	2ndFG%	Total%	Deadball
#17 Creighton	29	40	69	.313	.542	.411	2
DePaul	29	33	62	.306	.448	.369	2

GAME 18

Georgetown (5-8, 3-5) 86
#15 Creighton (13-5, 9-4) 79

Feb. 3, 2021 — CHI Health Center Omaha — Omaha, Neb.

Defining Moment: Georgetown used an 11-0 run to build a 21-13 lead and never trailed again.
Key Stat: Creighton raised more than $40,000 in the fight against cancer in the program's annual Pink Out game.

GEORGETOWN	fg-a	3fg-a	ft-a	reb	pf	pts	ast	to	blk	stl	min
Jamorko Pickett	5-10	4-6	2-3	7	3	16	3	5	0	1	37
Chudier Bile	7-13	0-2	3-4	6	1	17	1	1	0	4	30
Qudus Wahab	5-9	0-0	2-4	8	4	12	0	2	0	0	31
Jahvon Blair	6-13	5-8	5-7	2	2	22	7	2	0	0	39
Dante Harris	1-5	0-2	6-6	4	4	8	5	2	0	1	35
Timothy Ighoefe	3-4	0-0	0-0	3	4	6	0	1	1	0	8
Donald Carey	2-4	1-3	0-0	1	2	5	0	0	0	0	17
Jamari Sibley	0-0	0-0	0-0	1	0	0	0	0	0	0	3
Team Rebounds				2							
Totals	**29-58**	**10-21**	**18-24**	**34**	**20**	**86**	**16**	**13**	**1**	**6**	**200**
	.500	**.476**	**.750**								

#15 CREIGHTON	fg-a	3fg-a	ft-a	reb	pf	pts	ast	to	blk	stl	min
Christian Bishop	5-7	0-0	4-6	10	2	14	2	1	0	0	31
Damien Jefferson	3-10	1-6	0-0	5	5	7	0	2	0	1	27
Marcus Zegarowski	4-11	1-4	5-7	4	5	14	6	3	0	2	35
Mitch Ballock	6-11	4-8	0-0	3	1	16	3	3	0	1	37
Denzel Mahoney	7-13	3-6	5-6	4	3	22	4	1	0	2	34
Antwann Jones	2-2	1-1	0-0	1	1	5	0	2	0	0	8
Shereef Mitchell	0-2	0-1	1-2	1	3	1	1	2	0	0	13
Alex O'Connell	0-0	0-0	0-0	0	0	0	0	0	0	0	6
Ryan Kalkbrenner	0-1	0-0	0-0	0	0	0	0	1	0	0	9
Team Rebounds				3							
Totals	**27-57**	**10-26**	**15-21**	**31**	**20**	**79**	**16**	**15**	**0**	**6**	**200**
	.474	**.385**	**.714**								

Officials: Kipp Kissinger, Matt Potter, Pete Larson
Technical Fouls: None. **Attendance:** 1,845

Team	1st	2nd	Total	1stFG%	2ndFG%	Total%	Deadball
Georgetown	44	42	86	.571	.433	.500	2
#15 Creighton	39	40	79	.536	.414	.474	3,1

GAME 19

#15 Creighton (14-5, 10-4) 71
Marquette (9-10, 5-8) 68

Feb. 6, 2021 — Fiserv Forum — Milwaukee, Wis.

Defining Moment: Alex O'Connell hit back-to-back three-pointers to start a 13-2 run to close the first half and give Creighton the lead for good.
Key Stat: Creighton won the rebound battle 38-26 and converted 11 offensive rebounds into 19 points.

#15 CREIGHTON	fg-a	3fg-a	ft-a	reb	pf	pts	ast	to	blk	stl	min
Christian Bishop	6-7	0-0	2-5	8	4	14	2	1	0	0	25
Damien Jefferson	5-11	0-2	3-4	8	2	13	6	3	1	2	38
Marcus Zegarowski	5-15	2-7	1-3	3	3	13	2	0	0	3	35
Mitch Ballock	4-8	1-2	0-0	6	2	9	2	1	0	0	33
Denzel Mahoney	1-6	1-2	2-2	4	3	5	2	3	0	1	32
Antwann Jones	0-1	0-1	0-0	0	2	0	1	0	0	0	2
Shereef Mitchell	0-1	0-1	0-0	3	1	0	0	1	0	0	8
Alex O'Connell	2-2	2-2	0-0	0	1	6	1	1	0	0	12
Ryan Kalkbrenner	5-7	0-0	1-1	5	0	11	1	0	1	0	15
Team Rebounds				1							
Totals	**28-58**	**6-17**	**9-15**	**38**	**18**	**71**	**17**	**10**	**2**	**6**	**200**
	.462	**.310**	**.688**								

MARQUETTE	fg-a	3fg-a	ft-a	reb	pf	pts	ast	to	blk	stl	min
Theo John	5-5	0-0	0-0	2	4	10	3	3	3	2	27
Jamal Cain	5-10	3-7	1-1	7	2	14	3	2	0	1	36
Dawson Garcia	3-6	1-3	1-2	6	2	8	1	0	0	1	33
D.J. Carton	6-11	3-7	1-3	1	4	16	1	4	0	0	29
Koby McEwen	1-7	1-4	3-4	6	3	6	3	2	1	0	33
Justin Lewis	0-2	0-2	0-0	3	0	0	0	0	0	0	7
Greg Elliott	2-5	0-2	3-3	1	0	7	0	0	0	0	17
Symir Torrence	1-1	0-0	1-1	0	2	3	1	0	0	0	5
Jose Perez	1-5	1-4	1-2	0	1	4	1	0	0	0	13
Team Rebounds								1			
Totals	**24-52**	**9-29**	**11-16**	**26**	**18**	**68**	**13**	**12**	**4**	**4**	**200**
	.462	**.310**	**.688**								

Officials: Jeffrey Anderson, Lamar Simpson, Michael Stephens
Technical Fouls: Alex O'Connell (1). **Attendance:** 0

Team	1st	2nd	Total	1stFG%	2ndFG%	Total%	Deadball
#15 Creighton	38	33	71	.484	.481	.483	3
Marquette	33	35	68	.500	.429	.462	2

GAME 20

#19 Creighton (15-5, 11-4) 63
Georgetown (5-10, 3-7) 48

Feb. 9 2021 — McDonough Arena — Washington, D.C.

Defining Moment: Creighton scored on 9-of-12 possessions to start the game and never trailed.
Key Stat: Creighton had a school-record 19 steals in the game and its 11 steals before the break were its most in any half since 2008.

#19 CREIGHTON	fg-a	3fg-a	ft-a	reb	pf	pts	ast	to	blk	stl	min
Chrisitan Bishop	8-11	0-1	1-2	9	1	17	1	2	2	2	28
Damien Jefferson	6-8	0-0	0-0	6	0	12	4	0	0	2	32
Marcus Zegarowski	3-9	1-4	2-3	6	2	9	4	3	0	2	32
Mitch Ballock	5-10	4-9	0-0	3	0	14	0	2	1	4	27
Denzel Mahoney	1-9	1-8	2-2	6	0	5	1	2	0	4	33
Antwann Jones	0-1	0-0	0-0	1	2	0	1	3	0	1	7
Shereef Mitchell	1-3	0-2	0-0	0	4	2	1	3	0	3	15
Alex O'Connell	1-4	0-1	0-0	2	1	2	0	0	0	1	13
Jett Canfield	0-0	0-0	0-0	0	0	0	0	0	0	0	1
Ryan Kalkbrenner	1-4	0-0	0-2	0	1	2	0	1	0	0	9
Jacob Epperson	0-0	0-0	0-0	0	0	0	0	1	0	0	3
Team Rebounds				3							
Totals	**26-59**	**6-25**	**5-9**	**36**	**11**	**63**	**12**	**17**	**3**	**19**	**200**
	.441	**.240**	**.556**								

GEORGETOWN	fg-a	3fg-a	ft-a	reb	pf	pts	ast	to	blk	stl	min
Jamorko Pickett	5-14	4-9	2-2	12	1	16	0	1	0	4	39
Chudier Bile	2-8	2-7	0-0	6	3	6	2	6	0	1	24
Qudus Wahab	3-7	0-0	0-0	8	2	6	0	4	0	0	25
Jahvon Blair	3-12	2-8	0-0	3	2	8	5	3	0	2	35
Dante Harris	2-8	1-5	2-2	5	2	7	2	4	0	2	29
Timothy Ighoefe	0-0	0-0	0-0	0	1	0	0	2	1	0	5
Donald Carey	0-5	0-2	0-0	2	0	0	3	1	0	2	18
Jamari Sibley	0-2	0-0	3-4	2	0	3	0	2	0	0	9
T.J. Berger	0-0	0-0	0-0	0	0	0	1	0	0	0	4
Collin Holloway	1-1	0-0	0-0	0	0	2	0	0	0	0	5
Kobe Clark	0-1	0-0	0-0	1	1	0	0	1	0	0	3
Malcolm Wilson	0-0	0-0	0-0	0	0	0	0	0	1	1	4
Team Rebounds				2							
Totals	**16-58**	**9-31**	**7-8**	**41**	**12**	**48**	**13**	**24**	**2**	**12**	**200**
	.276	**.290**	**.875**								

Officials: Evon Burroughs, Keith Kimble, John Gaffney
Technical Fouls: None. **Attendance:** 0

Team	1st	2nd	Total	1stFG%	2ndFG%	Total%	Deadball
#19 Creighton	33	30	63	.452	.429	.441	2
Georgetown	21	27	48	.267	.286	.276	1

GAME 21

#5 Villanova (13-3, 8-2) 70
#19 Creighton (16-5, 12-4) 86

Feb. 13, 2021 — CHI Health Center Omaha — Omaha, Neb.

Defining Moment: Creighton blew open a close game with an 18-4 run to move ahead 64-45 early in the second half.
Key Stat: Creighton's 59.3 percent shooting from the field was the best by a Villanova opponent all season.

#5 VILLANOVA	fg-a	3fg-a	ft-a	reb	pf	pts	ast	to	blk	stl	min
Jermaine Samuels	6-10	3-4	1-2	6	1	16	1	1	2	0	29
Jeremiah Robinson-Earl	3-13	0-4	2-2	7	4	8	2	0	1	2	37
Collin Gillespie	3-12	2-8	0-0	6	1	8	3	1	0	1	34
Justin Moore	7-16	4-9	3-3	3	2	21	2	3	0	2	36
Caleb Daniels	2-5	0-2	2-2	2	3	6	3	1	0	0	22
Bryan Antoine	0-3	0-3	0-0	0	0	0	1	0	0	0	2
Brandon Slater	3-5	1-2	4-4	4	2	11	1	0	0	1	25
Cole Swider	0-0	0-0	0-0	1	1	0	1	1	0	0	15
Team Rebounds				2							
Totals	**24-64**	**10-32**	**12-13**	**31**	**14**	**70**	**14**	**7**	**3**	**6**	**200**
	.375	**.313**	**.923**								

CREIGHTON	fg-a	3fg-a	ft-a	reb	pf	pts	ast	to	blk	stl	min
Christian Bishop	6-7	0-0	4-7	10	3	16	1	2	2	1	30
Damien Jefferson	3-6	2-2	2-2	10	3	10	3	2	0	0	36
Marcus Zegarowski	10-18	3-9	2-2	3	0	25	5	3	0	0	37
Mitch Ballock	7-9	6-8	0-0	4	1	20	3	0	0	2	36
Denzel Mahoney	3-8	1-4	0-0	2	2	7	1	1	0	0	26
Antwann Jones	1-2	0-1	0-0	0	0	2	0	0	0	1	6
Shereef Mitchell	1-2	0-1	2-2	0	1	4	2	0	0	0	8
Alex O'Connell	0-1	0-1	0-0	1	0	0	0	0	0	0	11
Ryan Kalkbrenner	1-1	0-0	0-0	2	1	2	1	1	0	0	10
Team Rebounds				1							
Totals	**32-54**	**12-26**	**10-13**	**33**	**11**	**86**	**16**	**9**	**2**	**4**	**200**
	.593	**.462**	**.769**								

Officials: James Breeding, Brent Hampton, Tim Clougherty
Technical Fouls: None. **Attendance:** 2,544

Team	1st	2nd	Total	1stFG%	2ndFG%	Total%	Deadball
#5 Villanova	36	34	70	.412	.333	.375	0
#19 Creighton	42	44	86	.654	.536	.593	2

GAME 22

DePaul (4-11, 2-11) 53
#13 Creighton (17-5, 13-4) 77

Feb. 23, 2021 — CHI Health Center Omaha — Omaha, Neb.

Defining Moment: Creighton used a 42-14 run to turn an 11-3 deficit into a 20-point lead.
Key Stat: Creighton improved to 17-1 vs. DePaul since joining the BIG EAST, with 15 of those wins coming by double-figures.

DEPAUL	fg-a	3fg-a	ft-a	reb	pf	pts	ast	to	blk	stl	min
Romeo Weems	3-8	2-4	1-2	2	3	9	0	2	0	1	23
Darious Hall	2-6	0-1	0-0	7	2	4	1	2	0	0	24
Pauly Paulicap	3-5	0-0	0-0	7	3	6	1	3	0	2	33
Ray Salnave	3-9	1-3	0-0	2	2	7	1	1	0	0	22
Charlie Moore	4-10	1-5	0-0	3	1	9	3	4	0	3	29
Kobe Elvis	0-2	0-0	0-0	0	0	0	2	1	0	0	16
Keon Edwards	1-5	1-3	0-0	2	3	3	0	0	0	0	14
Oscar Lopez Jr.	2-5	1-2	0-0	5	5	5	0	2	2	1	16
Courvoisier McCauley	3-5	1-3	0-0	1	0	7	0	0	0	0	12
David Jones	1-7	0-3	1-1	1	1	3	1	0	0	1	11
Team Rebounds				3			1				
Totals	**22-62**	**7-24**	**2-3**	**33**	**20**	**53**	**9**	**16**	**2**	**8**	**200**
	.355	**.292**	**.667**								

#13 CREIGHTON	fg-a	3fg-a	ft-a	reb	pf	pts	ast	to	blk	stl	min
Christian Bishop	5-7	0-0	3-3	6	3	13	2	1	1	0	20
Damien Jefferson	3-4	1-2	2-2	4	0	9	2	2	0	1	27
Marcus Zegarowski	5-10	3-6	0-0	4	1	13	4	1	0	1	27
Mitch Ballock	1-5	1-5	0-0	1	0	3	0	1	0	0	23
Denzel Mahoney	4-10	3-8	2-4	4	2	13	1	4	1	2	24
Antwann Jones	0-4	0-3	0-0	3	1	0	2	1	0	1	15
Shereef Mitchell	1-1	0-0	2-4	1	1	4	3	0	0	2	18
Alex O'Connell	4-6	2-4	0-1	1	2	10	0	0	0	0	13
Jett Canfield	0-1	0-1	0-0	0	0	0	0	0	0	1	4
Andrew Merfeld	0-0	0-0	0-0	0	0	0	0	0	0	0	3
Sami Osmani	0-1	0-0	0-0	0	0	0	0	0	0	0	3
Nic Zeil	0-0	0-0	0-0	1	0	0	0	0	0	1	2
Devin Davis	0-1	0-1	0-0	0	0	0	1	1	0	1	3
Ryan Kalkbrenner	3-3	0-0	3-4	7	1	9	0	1	2	0	14
Jacob Epperson	1-2	1-1	0-2	2	0	3	0	0	0	0	4
Team Rebounds				5							
Totals	**27-55**	**11-31**	**12-20**	**39**	**11**	**77**	**15**	**12**	**4**	**10**	**200**
	.491	**.355**	**.600**								

Officials: Tony Chiazza, Matt Potter, Jamie Luckie
Technical Fouls: None. **Attendance:** 1,936

Team	1st	2nd	Total	1stFG%	2ndFG%	Total%	Deadball
DePaul	23	30	53	.281	.433	.355	2
#13 Creighton	34	43	77	.500	.483	.491	3

GAME 23

#13 Creighton (17-6, 13-5) 69
Xavier (13-5, 6-5) 77

Feb. 27, 2021 — Cintas Center — Cincinnati, Ohio

Defining Moment: After rallying to get within three points with two minutes to play, Xavier scored on back-to-back trips after forcing CU turnovers.
Key Stat: Xavier's 54.2 percent shooting from the field was the highest by a Bluejay opponent all season.

#13 CREIGHTON	fg-a	3fg-a	ft-a	reb	pf	pts	ast	to	blk	stl	min
Christian Bishop	2-4	0-0	0-3	7	4	4	1	4	1	1	24
Damien Jefferson	7-12	3-5	2-2	8	3	19	0	1	0	2	33
Marcus Zegarowski	6-14	1-6	2-4	2	3	15	10	1	0	1	38
Mitch Ballock	4-8	3-4	0-0	2	1	11	2	0	1	1	33
Denzel Mahoney	3-14	2-8	3-4	4	3	11	2	1	0	2	35
Antwann Jones	0-1	0-0	0-1	0	0	0	0	0	0	0	4
Shereef Mitchell	0-2	0-1	0-0	1	1	0	2	0	0	0	11
Alex O'Connell	0-1	0-1	0-0	1	0	0	0	1	0	0	6
Ryan Kalkbrenner	4-5	0-0	1-2	4	0	9	0	0	2	0	16
Team Rebounds				3							
Totals	**26-61**	**9-25**	**8-16**	**32**	**15**	**69**	**17**	**8**	**4**	**7**	**200**
	.426	**.360**	**.500**								

XAVIER	fg-a	3fg-a	ft-a	reb	pf	pts	ast	to	blk	stl	min
Jason Carter	0-2	0-1	0-0	5	1	0	1	0	3	0	22
Zach Freemantle	7-12	1-3	2-3	10	3	17	3	1	1	0	38
Paul Scruggs	9-13	3-5	2-2	7	3	23	5	4	1	2	37
Colby Jones	3-6	0-1	0-0	4	4	6	4	3	2	0	30
Dwon Odom	6-10	0-2	0-1	3	2	12	4	1	2	2	28
C.J. Wilcher	1-2	1-2	0-0	1	1	3	1	0	0	0	10
Adam Kunkel	4-9	2-5	2-2	1	1	12	2	1	0	1	19
Bryan Griffin	2-3	0-0	0-0	0	0	4	1	0	0	0	6
KyKy Tandy	0-2	0-2	0-0	2	0	0	1	0	0	0	10
Team Rebounds				3							
Totals	**32-59**	**7-21**	**6-8**	**36**	**15**	**77**	**22**	**10**	**9**	**5**	**200**
	.542	**.333**	**.750**								

Officials: Lamar Simpson, John Gaffney, Mike Stephens
Technical Fouls: None. **Attendance:** 922.

Team	1st	2nd	Total	1stFG%	2ndFG%	Total%	Deadball
#13 Creighton	31	38	69	.433	.419	.426	3
Xavier	33	44	77	.448	.633	.542	0

GAME 24

#14 Creighton (17-7, 13-6) 60
#10 Villanoav (16-4, 11-3) 72

March 3, 2021 — Finneran Pavilion — Villanova, Pa.

Defining Moment: After scoring the first five points of the game, Creighton allowed a 17-2 run and Villanova never looked back.
Key Stat: Creighton's 23 points in the first half and 60 points for the game were both season-lows.

#14 CREIGHTON	fg-a	3fg-a	ft-a	reb	pf	pts	ast	to	blk	stl	min
Christian Bishop	2-5	0-0	1-1	7	1	5	1	4	2	1	26
Damien Jefferson	6-10	1-4	0-2	8	3	13	4	0	0	0	32
Marcus Zegarowski	4-13	2-8	0-0	2	1	10	4	1	0	2	33
Mitch Ballock	5-11	4-9	0-0	1	1	14	1	0	0	2	32
Denzel Mahoney	1-6	1-5	0-0	1	2	3	1	2	0	0	19
Antwann Jones	0-1	0-0	0-0	1	3	0	1	0	0	0	9
Shereef Mitchell	3-8	2-5	0-0	3	2	8	3	1	0	0	22
Alex O'Connell	0-4	0-2	0-0	3	1	0	1	1	0	1	13
Ryan Kalkbrenner	3-4	0-0	1-4	4	0	7	0	0	1	1	14
Team Rebounds				2							
Totals	**24-62**	**10-33**	**2-7**	**32**	**14**	**60**	**16**	**9**	**3**	**7**	**200**
	.387	**.303**	**.286**								

#10 VILLANOVA	fg-a	3fg-a	ft-a	reb	pf	pts	ast	to	blk	stl	min
Jermaine Samuels	3-11	1-5	0-0	4	1	7	7	1	0	1	39
Jeremiah Robinson-Earl	6-13	0-3	2-3	14	1	14	5	1	0	0	36
Collin Gillespie	2-3	1-2	0-0	2	0	5	2	2	0	0	13
Justin Moore	9-12	3-5	3-3	5	2	24	5	0	1	1	31
Caleb Daniels	1-7	1-6	2-2	2	3	5	0	4	0	2	31
Bryan Antoine	1-1	1-1	0-0	1	0	3	1	0	0	1	11
Brandon Slater	5-8	1-2	0-0	5	4	11	1	1	0	2	24
Cole Swider	1-3	1-2	0-0	4	0	3	0	0	0	0	15
Team Rebounds				1							
Totals	**28-58**	**9-26**	**7-8**	**38**	**11**	**72**	**21**	**9**	**1**	**7**	**200**
	.483	**.346**	**.875**								

Officials: Pat Driscoll, Brian O'Connell, Ron Groover
Technical Fouls: None. **Attendance:** 0

Team	1st	2nd	Total	1stFG%	2ndFG%	Total%	Deadball
#14 Creighton	23	37	60	.290	.484	.387	3,1
#10 Villanova	42	30	72	.545	.400	.483	0

GAME 25

Butler (9-14, 8-12) 73
#14 Creighton (18-7, 14-6) 93

March 7, 2021 CHI Health Center Omaha Omaha, Neb.

Defining Moment: Creighton took a 30-20 lead in the first 12 minutes and never looked back under interim head coach Alan Huss.
Key Stat: Marcus Zegarowski tied his career-high with 32 points, making 10-of-12 shots.

BUTLER	fg-a	3fg-a	ft-a	reb	pf	pts	ast	to	blk	stl	min
Bryce Nze	3-7	0-2	0-2	4	1	6	1	1	1	0	11
Bryce Golden	8-11	1-3	2-2	2	2	19	0	1	0	0	27
Chuck Harris	10-18	3-8	6-7	6	3	29	4	3	0	0	36
Myles Tate	3-6	0-1	5-7	3	4	11	4	0	0	0	32
Jair Bolden	2-11	1-7	2-2	2	1	7	0	1	0	1	35
Campbell Donovan	0-2	0-2	0-0	1	2	0	0	0	0	0	10
Myles Wilmoth	0-2	0-1	0-0	6	4	0	0	1	1	1	28
Christian David	0-1	0-1	0-0	1	0	0	0	1	0	0	8
Mike Parker	0-1	0-1	0-0	0	0	0	0	0	0	0	3
John-Michael Mulloy	0-0	0-0	1-2	1	3	1	0	0	0	1	10
Team Rebounds				3							
Totals	**26-59**	**5-26**	**16-22**	**29**	**20**	**73**	**9**	**8**	**2**	**3**	**200**
	.441	**.192**	**.727**								

#14 CREIGHTON	fg-a	3fg-a	ft-a	reb	pf	pts	ast	to	blk	stl	min
Christian Bishop	5-7	0-0	0-0	10	2	10	4	1	0	0	22
Damien Jefferson	4-10	2-3	2-7	5	2	12	2	0	0	1	28
Marcus Zegarowski	10-12	5-7	7-8	2	3	32	0	1	0	1	32
Mitch Ballock	3-6	2-4	1-2	8	1	9	6	2	0	0	34
Denzel Mahoney	4-15	3-8	4-4	1	1	15	3	0	0	2	34
Antwann Jones	0-0	0-0	0-0	1	1	0	1	1	0	0	3
Shereef Mitchell	2-5	0-1	0-0	4	2	4	4	1	1	1	20
Alex O'Connell	1-2	0-1	0-0	0	2	2	0	2	0	0	5
Jett Canfield	0-0	0-0	0-0	0	0	0	0	0	0	0	1
Andrew Merfeld	0-0	0-0	0-0	1	0	0	0	0	0	0	1
Sami Osmani	1-1	0-0	0-0	0	0	2	0	0	0	0	2
Devin Davis	0-1	0-1	0-0	0	1	0	0	0	0	0	2
Ryan Kalkbrenner	3-4	0-0	1-2	4	2	7	0	0	0	0	15
Jacob Epperson	0-0	0-0	0-0	2	0	0	0	0	0	0	1
Team Rebounds				3							
Totals	**33-63**	**12-25**	**15-23**	**41**	**17**	**93**	**20**	**8**	**1**	**5**	**200**
	.524	**.480**	**.652**								

Officials: James Breeding, Jeffery Clark, Tim Clougherty
Technical Fouls: Myles Tate (1); Alex O'Connell (2, ejected). **Attendance:** 2,419

Team	1st	2nd	Total	1stFG%	2ndFG%	Total%	Deadball
Butler	32	41	73	.433	.448	.441	2,0
Creighton	46	47	93	.529	.517	.524	4,1

GAME 26

Butler (10-15) 56
#17 Creighton (19-7) 87

March 11, 2021 Madison Square Garden New York, N.Y.

Defining Moment: Creighton bolted to a 24-7 lead and never trailed.
Key Stat: Creighton's 87 points were its most ever in a BIG EAST Tournament game, and its 31-point win was its largest margin in any league tourney game.

BUTLER	fg-a	3fg-a	ft-a	reb	pf	pts	ast	to	blk	stl	min
Bryce Nze	7-13	3-7	4-7	6	2	21	3	1	1	0	36
Bryce Golden	3-6	1-2	2-2	5	2	9	0	1	0	0	23
Chuck Harris	3-9	1-2	1-2	3	3	8	0	2	0	2	36
Myles Tate	2-6	0-4	0-0	0	0	4	3	2	0	1	16
Jair Bolden	1-7	0-4	2-2	3	1	4	3	1	1	4	33
Campbell Donovan	1-2	1-1	0-0	0	0	3	0	0	0	0	3
Bo Hodges	1-9	0-3	0-0	4	0	2	2	4	0	1	23
Myles Wilmoth	0-1	0-0	0-0	1	1	0	0	0	0	0	11
Christian David	1-2	1-2	0-0	1	0	3	1	0	0	1	10
Mike Parker	0-1	0-1	0-0	0	0	0	0	0	0	0	3
John-Michael Mulloy	1-1	0-0	0-0	2	3	2	0	1	0	0	6
Team Rebounds				4				2			
Totals	**20-57**	**7-26**	**9-13**	**29**	**12**	**56**	**12**	**14**	**2**	**9**	**200**
	.351	**.269**	**.692**								

#17 CREIGHTON	fg-a	3fg-a	ft-a	reb	pf	pts	ast	to	blk	stl	min
Christian Bishop	5-8	0-0	0-0	3	2	10	3	1	0	1	22
Damien Jefferson	6-9	2-3	0-0	2	1	14	2	3	2	1	22
Marcus Zegarowski	7-10	4-5	0-0	4	2	18	5	1	0	3	28
Mitch Ballock	1-6	1-5	0-0	2	0	3	1	3	0	0	29
Denzel Mahoney	2-5	2-3	2-2	4	3	8	2	0	0	0	26
Antwann Jones	3-3	2-2	0-0	4	1	8	4	0	0	0	12
Shereef Mitchell	3-3	2-2	0-0	1	2	8	1	1	0	2	17
Alex O'Connell	2-4	0-2	2-2	2	1	6	3	0	0	1	10
Jett Canfield	0-1	0-1	0-0	0	0	0	1	0	0	0	6
Andrew Merfeld	1-1	0-0	0-0	0	0	2	0	0	0	0	2
Sami Osmani	1-2	0-1	0-0	1	1	2	0	0	0	0	3
Nic Zeil	0-0	0-0	0-0	3	0	0	0	1	0	0	4
Devin Davis	1-1	0-0	0-0	0	0	2	0	0	0	0	1
Ryan Kalkbrenner	3-3	0-0	0-2	1	2	6	0	1	3	0	14
Jacob Epperson	0-0	0-0	0-0	0	0	0	0	0	0	0	4
Team Rebounds				5				1			
Totals	**35-56**	**13-24**	**4-6**	**32**	**15**	**87**	**22**	**12**	**5**	**8**	**200**
	.625	**.542**	**.667**								

Officials: Lamar Simpson, Wally Rutecki, John Gaffney
Technical Fouls: None. **Attendance:** 0

Team	1st	2nd	Total	1stFG%	2ndFG%	Total%	Deadball
Butler	26	30	56	.393	.310	.351	2
#17 Creighton	42	45	87	.667	.586	.625	1

GAME 27

Connecticut (15-7) 56
#17 Creighton (20-7) 59

March 12, 2021 Madison Square Garden New York, N.Y.

Defining Moment: Creighton used a late 9-0 run to move ahead 57-53, holding UConn without a field goal in the final 6:08.
Key Stat: Creighton outrebounded UConn 50-33.

CONNECTICUT	fg-a	3fg-a	ft-a	reb	pf	pts	ast	to	blk	stl	min
Isaiah Whaley	4-8	1-1	4-6	7	1	13	1	0	0	1	33
Adama Sanogo	6-9	0-0	1-2	5	4	13	0	2	1	0	21
RJ Cole	2-6	1-1	0-0	2	1	5	3	1	0	0	30
James Bouknight	4-14	0-3	6-7	8	1	14	2	4	0	1	33
Tyrese Martin	1-7	0-2	0-0	6	1	2	1	0	0	0	28
Jalen Gaffney	0-4	0-1	2-2	0	0	2	1	0	0	1	20
Tyler Polley	1-5	1-5	2-2	1	2	5	0	0	0	0	19
Josh Carlton	1-3	0-0	0-0	1	1	2	0	0	0	0	4
Andre Jackson	0-2	0-1	0-0	3	2	0	2	1	0	1	12
Team Rebounds											
Totals	**19-58**	**3-14**	**15-19**	**33**	**13**	**56**	**10**	**8**	**1**	**4**	**200**
	.328	**.214**	**.789**								

#17 CREIGHTON	fg-a	3fg-a	ft-a	reb	pf	pts	ast	to	blk	stl	min
Christian Bishop	5-7	0-0	1-4	7	4	11	0	2	1	1	27
Damien Jefferson	4-13	1-4	5-8	12	0	14	1	3	1	0	35
Marcus Zegarowski	6-14	1-4	0-0	4	2	13	3	3	0	0	38
Mitch Ballock	3-11	1-6	2-2	1	3	9	3	1	0	0	35
Denzel Mahoney	1-9	1-3	0-0	8	4	3	0	0	0	1	31
Antwann Jones	0-0	0-0	0-0	0	0	0	0	0	1	0	5
Shereef Mitchell	1-2	1-1	0-0	1	2	3	0	1	0	0	7
Alex O'Connell	1-1	0-0	0-0	8	1	2	0	0	0	1	9
Ryan Kalkbrenner	2-5	0-0	0-0	3	1	4	0	1	0	0	13
Team Rebounds				6				2			
Totals	**23-62**	**5-18**	**8-14**	**50**	**17**	**59**	**7**	**13**	**3**	**3**	**200**
	.371	**.278**	**.571**								

Officials: Pat Driscoll, Tim Clougherty, Jeff Anderson
Technical Fouls: None. **Attendance:** 824

Team	1st	2nd	Total	1stFG%	2ndFG%	Total%	Deadball
Connecticut	26	30	56	.367	.286	.328	1
#17 Creighton	30	29	59	.414	.333	.371	4

GAME 28

Georgetown (13-12) 73
Creighton (20-8) 48

March 13, 2021 Madison Square Garden New York, N.Y.

Defining Moment: Georgetown closed the first half with an 18-0 run and started the second half with a 16-3 spurt to blow open a close game.
Key Stat: Creighton's 18 first half points, 48 total points and 28.8 percent shooting were all season-lows as CU fell to 0-3 in BIG EAST Tournament title games.

GEORGETOWN	fg-a	3fg-a	ft-a	reb	pf	pts	ast	to	blk	stl	min
Jamorko Pickett	0-3	0-2	22-3	3	2	2	3	2	0	2	32
Chudier Bile	7-13	3-7	2-2	8	1	19	0	1	2	1	28
Qudus Wahab	5-6	0-0	1-7	12	3	11	1	4	1	1	32
Dante Harris	4-14	0-5	2-2	8	2	10	5	1	0	1	34
Donald Carey	3-4	3-3	0-0	2	1	9	2	0	0	0	23
Jahvon Blair	6-12	4-7	2-2	5	0	18	1	3	0	0	25
Timothy Ighoefe	1-2	0-0	0-0	2	0	2	0	0	0	1	5
Jamari Sibley	0-0	0-0	0-0	0	0	0	0	0	0	0	3
T.J. Berger	0-1	0-1	0-0	2	0	0	0	1	0	1	3
Collin Holloway	0-2	0-1	0-2	2	1	0	0	0	0	0	8
Kobe Clark	0-0	0-0	0-0	0	1	0	0	0	0	0	3
Malcolm Wilson	1-1	0-0	0-0	0	0	2	0	0	0	0	4
Team Rebounds				5							
Totals	**27-58**	**10-26**	**9-18**	**49**	**11**	**73**	**12**	**12**	**3**	**7**	**200**
	.466	**.385**	**.500**								

#17 CREIGHTON	fg-a	3fg-a	ft-a	reb	pf	pts	ast	to	blk	stl	min
Christian Bishop	1-6	0-0	0-4	4	4	2	2	4	1	1	20
Damien Jefferson	1-8	0-4	3-4	3	2	5	0	2	0	0	28
Marcus Zegarowski	7-8	3-4	0-0	4	3	17	4	2	0	1	34
Mitch Ballock	3-8	2-6	0-0	5	0	8	2	1	0	0	29
Denzel Mahoney	1-13	1-10	0-0	0	1	3	2	0	0	3	28
Antwann Jones	0-2	0-1	0-0	4	2	0	2	1	0	0	16
Alex O'Connell	3-12	3-8	2-2	3	2	11	0	0	0	0	21
Jett Canfield	0-0	0-0	0-0	0	0	0	0	0	0	0	6
Nic Zeil	0-0	0-0	0-0	2	0	0	0	1	0	0	2
Ryan Kalkbrenner	1-1	0-0	0-2	2	2	2	0	0	0	0	13
Jacob Epperson	0-1	0-1	0-0	1	0	0	0	0	0	1	3
Team Rebounds				5							
Totals	**17-59**	**9-34**	**5-12**	**33**	**16**	**48**	**12**	**11**	**1**	**6**	**200**
	.288	**.265**	**.417**								

Officials: Mike Roberts, Jeff Clark, James Breeding
Technical Fouls: None. **Attendance:** 924

Team	1st	2nd	Total	1stFG%	2ndFG%	Total%	Deadball
Georgetown	36	37	73	.417	.545	.466	3
#17 Creighton	18	30	48	.267	.310	.288	4

Points Scored

Pts.	Name, Opponent	Date
51	Bob Portman vs. UW-Milwaukee	12/16/67
47	Eddie Cole at Morningside	11/29/54
46	Bob Portman vs. Weber State	12/23/68
45	Tim Powers at Idaho State	01/29/66
	Benoit Benjamin vs. Indiana State	01/19/85
	Doug McDermott vs. Providence	03/08/14
44	Doug McDermott at Bradley	01/07/12
43	Bob Portman at Kansas State	02/12/68
	Benoit Benjamin vs. Southern Illinois	01/17/85
42	Bob Portman vs. LaSalle	01/30/68
	Cavel Witter vs. Bradley	03/01/08
41	Doug McDermott vs. Wichita State	03/02/13
40	Chad Gallagher vs. Wichita State	02/17/90
	Rodney Buford vs. Bradley	12/30/98
39	Bob Portman at Oklahoma City	02/08/68
	Doug McDermott at Missouri State	01/11/13
	Doug McDermott vs. St. John's	01/28/14
	Doug McDermott vs. Villanova	02/16/14
	Mitch Ballock vs. DePaul	03/09/19

Field Goals Made

FG	Name, Opponent	Date
19	Bob Portman vs. Weber State	12/23/68
	Bob Portman vs. LaSalle	01/30/68
18	Eddie Cole at Morningside	11/29/54
	Benoit Benjamin vs. Southern Illinois	01/17/85
	Benoit Benjamin vs. Indiana State	01/19/85
	Doug McDermott at Bradley	01/07/12
17	Paul Silas vs. Notre Dame	01/11/64
	Tim Powers at Idaho State	01/29/66
	Bob Portman vs. Houston	02/13/67
	Doug McDermott vs. Providence	03/08/14

Field Goal Attempts

FGA	Name, Opponent	Date
41	Bob Portman vs. LaSalle	01/30/68
37	Bob Portman at Kansas State	02/12/68
	Bob Portman at Miami (Fla.)	02/24/68
36	Bob Portman vs. Arizona State	12/07/67
	Bob Portman at Oklahoma City	02/08/68
35	Bob Portman vs. UW-Milwaukee	12/16/67
34	Bob Portman vs. Oklahoma City	01/13/68
33	Bob Portman vs. Wichita State	11/30/68
	Bob Portman vs. Portland	02/08/69
	Bob Portman vs. St. Bonaventure	03/05/69

Field Goal Percentage

(Minimum Nine Attempts)

Pct.	Name (FG-FGA), Opponent	Date
1.000	Bob Harstad (13-13) vs. UTSA	11/30/90
	Anthony Tolliver (11-11) vs. Illinois St.	01/01/07
	Vernon Moore (9-9) vs. Neb.-Kearney	11/24/84
.932	Benoit Benjamin (12-13) at Tulsa	03/10/84
.916	Jim Honz (11-12) at S. Illinois	01/25/79
	Greg Brandon (11-12) vs. W. Texas A&M	01/21/84
.909	Bob Harstad (10-11) vs. Siena	01/30/90
.900	Vernon Moore (9-10) vs. Bradley	01/02/85
	Khyri Thomas (9-10) at Loyola (Ill.)	12/05/15
	Geoffrey Groselle (9-10) at St. John's	12/31/15

Bold italics indicates player active in 2020-21

3-Point Field Goals

3FG	Name, Opponent	Date
11	Mitch Ballock vs. DePaul	03/09/19
9	Kyle Korver vs. Evansville	01/15/03
	Ethan Wragge at Villanova	01/20/14
8	Tad Ackerman at Drake	01/23/95
	Kyle Korver at Xavier	12/31/02
	Terrell Taylor vs. Florida	03/15/02
	Isaiah Zierden at DePaul	01/17/16
	Mitch Ballock vs. Marquette	***12/14/20***
7	Gary Swain vs. Nebraska-Omaha	12/11/86
	Ryan Sears vs. Wyoming	12/06/97
	Kyle Korver vs. Notre Dame	11/26/02
	Kyle Korver vs. Fresno State	02/22/03
	Nate Funk at Nebraska	11/18/06
	Booker Woodfox at Saint Joseph's	12/06/08
	Ethan Wragge at Saint Joseph's	11/16/13
	Doug McDermott vs. DePaul	03/13/14
	Cole Huff vs. Seton Hall	03/10/16
	Ty-Shon Alexander vs. Clemson	11/21/18
	Mitch Ballock at Nebraska	12/08/18
	Marcus Zegarowski vs. Butler	02/23/20
	Mitch Ballock at Seton Hall	***01/27/21***

3-Point FG Attempts

FGA	Name, Opponent	Date
15	Terrell Taylor vs. Florida	03/15/02
	Kyle Korver vs. Fresno State	02/22/03
	Ty-Shon Alexander vs. Villanova	01/13/19
14	Kyle Korver vs. BYU	12/07/02
	Kyle Korver at Nebraska	12/21/02
	Kyle Korver vs. Evansville	01/15/03
	Ethan Wragge at Villanova	01/20/14
	Mitch Ballock vs. Marquette	***12/14/20***
13	Tad Ackerman at Drake	01/23/95
	Tad Ackerman vs. Southern Illinois	02/27/95
	Edward St. Fleur vs. Missouri State	03/02/96
	Kyle Korver at Nebraska	01/02/01
	Kyle Korver vs. Iowa	03/15/01
	Kyle Korver at Xavier	12/31/02
	Ty-Shon Alexander vs. Gonzaga	12/01/18
	Mitch Ballock vs. Georgetown	03/04/20

3-Point Percentage

Pct.	Name, Opponent (min. 5 3 FGA)	Date
1.000	Marcus Zegarowski (7-7) vs. Butler	02/23/20
	Kyle Korver (6-6) vs. Texas-Arlington	11/17/02
	Porter Moser (5-5) vs. Bradley	01/21/89
	Ben Walker (5-5) vs. Evansville	02/28/00
	Michael Lindeman (5-5) vs. Bradley	02/08/03
	Marcus Zegarowski (5-5) vs. Seton Hall	03/07/20
.917	Mitch Ballock (11-12) vs. DePaul	03/09/19
.857	Kyle Korver (6-7) vs. Missouri State	01/19/00
	Ryan Sears (6-7) at Indiana State	02/04/01
	Booker Woodfox (6-7) vs. Indiana St.	01/19/08
	Doug McDermott (6-7) vs. Indiana St.	03/09/13
	Rick Kreklow (6-7) vs. Marquette	02/14/15



Mitch Ballock scored 39 points vs. DePaul on March 9, 2019, tying a BIG EAST record with 11 three-pointers in the win.

Free Throw Percentage

(Minimum 11 Attempts)

Pct.	Name (FTM-FTA), Opponent	Date
1.000	Doug Brookins (16-16) vs. S. Illinois	12/16/74
	Mike Caruso (14-14) vs. LaSalle	01/21/70
	Bob Portman (13-13) vs. Okla. City	01/13/68
	Doug McDermott (13-13) vs. UAPB	12/17/13
	Ben Walker (12-12) at Illinois State	02/05/00
	Kyle Korver (12-12) vs. Grambling State	11/29/01
	Kenny Evans (12-12) at Marquette	12/14/85
	Doug McDermott (12-12) vs. Duke	03/24/13
	Seven tied with 11-11, last by	
	Ty-Shon Alexander vs. Clemson	11/21/18

Free Throws Made

FT	Name, Opponent	Date
19	Bob Portman vs. UW-Milwaukee	12/16/67
17	Bob Harstad vs. Morgan State	12/22/89
15	Elton Tuttle at Canisius	01/30/54
	Bob Harstad vs. Cleveland State	12/06/89
	Bob Harstad at Southern Illinois	02/10/90
	Nate Funk vs. Dayton	11/26/05
14	Paul Silas vs. St. Mary's (CA)	12/20/62
	Vernon Moore vs. Regis	12/14/84
	Bob Harstad vs. Nebraska	12/14/89
	Bob Harstad vs. Southern Illinois	02/23/91
	Jerry Vanderheydt vs. Florida A&M	12/22/93

Free Throw Attempts

FTA	Name, Opponent	Date
23	Bob Portman vs. UW-Milwaukee	12/16/67
22	Paul Silas vs. St. Mary's (CA)	12/20/62
20	Elton Tuttle at Canisius	01/30/54
	Bob Harstad vs. Morgan State	12/22/89
19	Bob Harstad vs. Cleveland State	12/06/89
18	Vernon Moore vs. Regis	12/14/84
	Kenny Evans vs. Southern Illinois	02/21/87
	Jerry Vanderheydt vs. Florida A&M	12/22/93
	Nate Funk vs. Dayton	11/26/05
16	Paul Silas vs. UCLA	12/20/61
	Paul Silas vs. Marquette	03/06/63
	Benoit Benjamin at Iowa State	12/01/84
	Bob Harstad at Southern Illinois	02/10/90
	Bob Harstad vs. Southern Illinois	02/23/91
	Doug McDermott vs. Seton Hall	02/23/14

Assists

Ast.	Name, Opponent	Date
18	Ralph Bobik vs. Houston	02/17/73
17	Ralph Bobik at St. Francis (Pa.)	02/23/73
	Ralph Bobik vs. Bradley	01/22/74
16	Ralph Bobik vs. BYU	12/17/73
14	Maurice Watson Jr. at Seton Hall	01/09/16
	Maurice Watson Jr. at Providence	01/07/17
13	Latrell Wrightsell vs. Nebraska	12/07/91
	Jason Bey vs. Southern Illinois	02/27/95
	Maurice Watson Jr. vs. Akron	12/03/16
	Maurice Watson Jr. vs. Washington St.	11/18/16

20-Rebound Games

Reb.	Name, Opponent	Date
38	Paul Silas vs. Centenary	02/19/62
37	Paul Silas vs. Tennessee State	02/12/63
	Paul Silas vs. Colorado College	02/14/63
36	Paul Silas vs. Marquette	01/23/64
35	Paul Silas vs. Wabash	01/06/62
33	Paul Silas at UCLA	12/21/63
31	Paul Silas at Arizona State	12/13/63
	Paul Silas vs. Nevada	12/23/63
30	Paul Silas at La Salle	12/01/62
29	Paul Silas vs. Colorado College	12/01/61
	Paul Silas vs. North Dakota	03/03/62
	Paul Silas vs. Clemson	12/15/62

NOTE: Silas also had four games with 28 rebounds, two games with 27 rebounds, three games with 26 rebounds, one game with 25 rebounds, seven games with 24 rebounds and six games with 23 rebounds. Others besides Silas listed below:

24	Ted Wuebben vs. Cleveland State	02/20/73
22	Benoit Benjamin vs. Briar Cliff	12/04/84
21	Cyril Baptiste vs. Idaho State	12/09/69
	Cyril Baptiste vs. Cal State Fullerton	12/11/69
	Ted Wuebben vs. Southern Illinois	03/07/72
20	Bob Gibson vs. Nebraska-Omaha	02/26/57
	Bob Portman vs. UW-Milwaukee	12/16/67
	Bob Harstad at Southern Illinois	01/23/89

Blocked Shots

Blk.	Name, Opponent	Date
12	Benoit Benjamin at Bradley	02/02/85
11	Benoit Benjamin vs. Tulsa	02/16/84
10	Benoit Benjamin vs. Nebraska Omaha	12/22/83
	Benoit Benjamin at Illinois State	03/08/84
	Benoit Benjamin vs. Southern Illinois	01/17/85
9	Benoit Benjamin vs. West Texas A&M	01/21/84
8	Benoit Benjamin vs. Iowa State	12/10/83
	Benoit Benjamin at Chaminade	12/19/84
	Benoit Benjamin at Tulsa	01/12/85
	Doug Swenson at UMKC	11/18/98

Steals

Stl.	Name, Opponent	Date
8	Latrell Wrightsell vs. Drake	03/02/91
	Latrell Wrightsell vs. Drake	02/21/91
7	Charles Butler vs. Wake Forest	12/30/74
	Mark Jones vs. St. Ambrose	12/21/82
	Vernon Moore vs. Southern	01/07/85
	James Farr at Iowa State	12/12/87
	Rodney Buford vs. UMKC	11/25/96
	Rodney Buford vs. Missouri State	01/21/98
	Anthony Tolliver at Evansville	02/07/06
	Johnny Mathies vs. Indiana State	02/22/06
	P'Allen Stinnett vs. Southern	12/15/08

Bluejay Triple-Double Performances

Date	Player	Opponent	Pts.	Reb.	Ast.	Blk.	Stl.
02-02-85	Benoit Benjamin	at Bradley (ot)	29	12	0	12	3
01-17-85	Benoit Benjamin	vs. Southern Illinois	43	16	3	10	1
02-16-84	Benoit Benjamin	vs. Tulsa (ot)	24	17	1	11	0

No Creighton player has recorded a triple-double in the traditional fashion: double-digit totals for points, rebounds and assists.

500-point Seasons

Pts.	Name (Class)	Year
934	Doug McDermott (Sr.)	2013-14
834	Doug McDermott (Jr.)	2012-13
801	Doug McDermott (So.)	2011-12
738	Bob Portman (Jr.)	1967-68
734	Bob Harstad (Jr.)	1989-90
688	Benoit Benjamin (Jr.)	1984-85
681	Bob Portman (Sr.)	1968-69
671	Vernon Moore (Sr.)	1984-85
654	Marcus Foster (Sr.)	2017-18
651	Rod Mason (Sr.)	1987-88
638	Marcus Foster (Jr.)	2016-17
620	Chad Gallagher (Sr.)	1990-91
616	Ray Yost (Sr.)	1953-54
608	Eddie Cole (Jr.)	1953-54
604	Kyle Korver (Sr.)	2002-03
589	Rodney Buford (So.)	1996-97
586	Nate Funk (Jr.)	2004-05
585	Nate Funk (Sr.)	2006-07
584	Chad Gallagher (Jr.)	1989-90
581	Doug McDermott (Fr.)	2010-11
576	Rodney Buford (Sr.)	1998-99
573	Elton Tuttle (Sr.)	1953-54
573	Paul Silas (Jr.)	1962-63
570	Bob Harstad (Sr.)	1990-91
559	Tim Powers (Jr.)	1965-66
558	Wally Anderzunas (Sr.)	1968-69
555	Rick Apke (Jr.)	1976-77
551	Paul Silas (So.)	1961-62
545	Gene Harmon (Sr.)	1973-74
538	Duan Cole (Sr.)	1991-92
537	Paul Silas (Sr.)	1963-64
536	Booker Woodfox (Sr.)	2008-09
534	Ty-Shon Alexander (So.)	2018-19
530	Rodney Buford (Jr.)	1997-98
524	Ty-Shon Alexander (Jr.)	2019-20
517	Bob Harstad (So.)	1988-89
513	Rick Apke (Sr.)	1977-78
511	Antoine Young (Jr.)	2010-11
506	Bob Gibson (Jr.)	1955-56
500	Marcus Zegarowski (So.)	2019-20

Scoring Average

Avg.	Name (Class, Year)	Pts.	GP
29.52	Bob Portman (Jr., 1967-68)	738	25
26.69	Doug McDermott (Sr., 2013-14)	934	35
26.19	Bob Portman (Sr., 1968-69)	681	26
23.58	Eddie Cole (Sr., 1954-55)	448	19
23.17	Doug McDermott (Jr., 2012-13)	834	36
22.89	Doug McDermott (So., 2011-12)	801	35
22.24	Bob Harstad (Jr., 1989-90)	734	33
22.04	Paul Silas (So., 1961-62)	551	25
22.00	Bob Gibson (Jr., 1955-56)	506	23
21.50	Tim Powers (Jr., 1965-66)	559	26
21.50	Benoit Benjamin (Jr., 1984-85)	688	32

Field Goals Made

FG	Name (Class)	Year
330	Doug McDermott (Sr.)	2013-14
307	Doug McDermott (So.)	2011-12
303	Bob Portman (Jr.)	1967-68
284	Doug McDermott (Jr.)	2012-13
265	Vernon Moore (Sr.)	1984-85
259	Eddie Cole (Jr.)	1953-54
258	Benoit Benjamin (Jr.)	1984-85
258	Bob Harstad (Jr.)	1989-90
256	Bob Portman (Sr.)	1968-69
249	Wally Anderzunas (Sr.)	1968-69

Field Goal Attempts

FGA	Name (Class)	Year
699	Bob Portman (Jr.)	1967-68
627	Doug McDermott (Sr.)	2013-14
584	Wally Anderzunas (Sr.)	1968-69
583	Bob Portman (Sr.)	1968-69
532	Marcus Foster (Jr.)	2016-17
531	Paul Silas (Jr.)	1962-63
529	Paul Silas (Sr.)	1963-64
524	Paul Silas (So.)	1961-62
518	Doug McDermott (Jr.)	2012-13
512	Rodney Buford (So.)	1996-97

Field Goal Percentage

(Minimum 200 Attempts)

Pct.	Name (Class, Year)	FGM-FGA
.702	Geoffrey Groselle (Sr., 2015-16)	146-208
.676	Justin Patton (Fr., 2016-17)	200-296
.674	Vernon Moore (Sr., 1984-85)	265-393
.657	Gregory Echenique (Sr., 2012-13)	138-210
.607	Gregory Echenique (Jr., 2011-12)	130-214
.601	Doug McDermott (So., 2011-12)	307-511
.595	Vernon Moore (Jr., 1983-84)	188-316
.594	Jim Honz (Jr., 1979-80)	149-251
.592	Martin Krampelj (Jr., 2018-19)	177-299
.582	Benoit Benjamin (Jr., 1984-85)	258-443

3-pt Field Goals

3FG	Name (Class)	Year
129	Kyle Korver (Sr.)	2002-03
110	Ethan Wragge (Sr.)	2013-14
100	Kyle Korver (So.)	2000-01
97	Ty-Shon Alexander (So.)	2018-19
96	Doug McDermott (Sr.)	2013-14
95	Marcus Foster (Sr.)	2017-18
95	Mitch Ballock (So.)	2018-19
93	Mitch Ballock (Jr.)	2019-20
91	Booker Woodfox (Sr.)	2008-09
82	Tad Ackerman (Jr.)	1994-95

3-pt FG Percentage

(Minimum 50 Attempts)

Pct.	Name (Class, Year)	FGM-FGA
.490	Doug McDermott (Jr., 2012-13)	77-157
.486	Jimmy Motz (Jr., 2004-05)	54-111
.486	Doug McDermott (So., 2011-12)	54-111
.480	Kyle Korver (Sr., 2002-03)	129-269
.476	Booker Woodfox (Sr., 2008-09)	91-191
.47015	Duan Cole (Jr., 1990-91)	63-134
.47009	Ethan Wragge (Sr., 2013-14)	110-234
.4685	Nate Funk (Jr., 2004-05)	67-143
.4683	Jahenns Manigat (So., 2011-12)	59-126
.4675	Ben Walker (Jr., 1999-00)	36-77

Consecutive Games With a 3FG

Streak	Name	Dates of Streak
33	Ty-Shon Alexander	Feb. 27, 2018-March 6, 2019
31	Booker Woodfox	Nov. 25, 2008-March 23, 2009
28	Kyle Korver	Feb. 4, 2001-Feb. 6, 2002
27	Kyle Korver	Feb. 13, 2002-Jan. 20, 2003
25	Rodney Buford	Jan. 25, 1997-Jan. 10, 1998
23	Ethan Wragge	Nov. 8, 2013-Feb. 9, 2014
23	Mitch Ballock	Nov. 12, 2019-Feb. 8, 2020
22	Khyri Thomas	Jan. 28-Dec. 5, 2017
21	Ethan Wragge	Jan. 3-March 24, 2010
20	Johnny Mathies	Dec. 22, 2004-Feb. 28, 2005
20	Marcus Foster	Dec. 31, 2017-March 16, 2018
20	***Marcus Zegarowski***	***Dec. 17, 2020 - Present***

Rebounds

Reb.	Name (Class)	Year
631	Paul Silas (Sr.)	1963-64
563	Paul Silas (So.)	1961-62
557	Paul Silas (Jr.)	1962-63
451	Benoit Benjamin (Jr.)	1984-85
385	Bob Portman (Jr.)	1967-68
362	Dick Hartman (Jr.)	1959-60
332	Gregory Brandon (Sr.)	1983-84
330	George Morrow (Sr.)	1980-81
317	Elton McGriff (Sr.)	1964-65
308	Bob Portman (Sr.)	1968-69

Free Throws Made

FT	Name (Class)	Year
218	Bob Harstad (Jr.)	1989-90
215	Elton Tuttle (Sr.)	1953-54
189	Doug McDermott (Jr.)	2012-13
187	Elton Tuttle (Jr.)	1952-53
178	Ray Yost (Sr.)	1953-54
178	Doug McDermott (Sr.)	2013-14
172	Benoit Benjamin (Jr.)	1984-85
169	Bob Portman (Sr.)	1968-69
162	Bob Gibson (Jr.)	1955-56
153	Dick Harvey (Sr.)	1959-60

Free Throw Attempts

FTA	Name (Class)	Year
313	Elton Tuttle (Sr.)	1953-54
273	Bob Harstad (Jr.)	1989-90
243	Ray Yost (Sr.)	1953-54
233	Benoit Benjamin (Jr.)	1984-85
228	Paul Silas (Jr.)	1962-63
225	Bob Harstad (So.)	1988-89
219	Bob Gibson (Jr.)	1955-56
216	Doug McDermott (Jr.)	2012-13
215	Paul Silas (So.)	1961-62
210	Bob Portman (Sr.)	1968-69

Free Throw Percentage

(Minimum 70 Attempts)

Pct.	Name (Class, Year)	FTM-FTA
.908	Kyle Korver (Sr., 2002-03)	109-120
.890	Kyle Korver (Jr., 2001-02)	97-109
.882	Doug Brookins (Sr., 1974-75)	98-111
.880	Mike Caruso (Sr., 1970-71)	95-108
.875	Doug McDermott (Jr., 2012-13)	189-216
.868	Booker Woodfox (Sr., 2008-09)	99-114
.867	Kyle Korver (So., 2000-01)	72-83
.864	Doug McDermott (Sr., 2013-14)	178-206
.863	Nate Funk (Sr., 2006-07)	126-146
.860	Ty-Shon Alexander (Jr., 2019-20)	117-136
.855	Ryan Sears (So., 1998-99)	71-83

Ty-Shon Alexander owns the Creighton record for consecutive games with a three-pointer (33).



The top three rebound totals in Creighton single-season history belong to Paul Silas.

Steals

Stl.	Name (Class)	Year
80	Ryan Sears (Jr.)	1999-00
73	Ryan Sears (Sr.)	2000-01
72	Latrell Wrightsell (Sr.)	1991-92
70	Duan Cole (Sr.)	1991-92
70	Josh Dotzler (Sr.)	2008-09
68	Ryan Sears (So.)	1998-99
63	James Farr (Jr.)	1987-88
62	Ryan Sears (Fr.)	1997-98
59	Rodney Buford (Sr.)	1998-99
59	Johnny Mathies (Jr.)	2004-05

Assists

Ast.	Name (Class)	Year
252	Ralph Bobik (Sr.)	1973-74
229	Maurice Watson Jr. (Jr.)	2015-16
210	Grant Gibbs (Jr.)	2012-13
205	Randy Eccker (Jr.)	1976-77
195	Antoine Young (Jr.)	2010-11
184	Tyler McKinney (Sr.)	2004-05
176	Grant Gibbs (So.)	2011-12
175	Ryan Sears (Jr.)	1999-00
162	Ralph Bobik (Jr.)	1972-73
162	Maurice Watson Jr. (Sr.)	2016-17

Blocked Shots

Blk.	Name (Class)	Year
162	Benoit Benjamin (Jr.)	1984-85
157	Benoit Benjamin (So.)	1983-84
92	Benoit Benjamin (Fr.)	1982-83
70	Chad Gallagher (Sr.)	1990-91
62	Chad Gallagher (Jr.)	1989-90
62	Gregory Echenique (Sr.)	2012-13
57	Doug Swenson (Jr.)	1997-98
57	Anthony Tolliver (Sr.)	2006-07
57	Gregory Echenique (Jr.)	2011-12
56	Brody Deren (Jr.)	2002-03
56	Kenny Lawson Jr. (So.)	2008-09

Consecutive Free Throws

Since 1980

FT	Name	Dates of Streak
45	Doug McDermott	Dec. 1, 2013-Jan. 4, 2014
36	Booker Woodfox	Dec. 6, 2008-Jan. 6, 2009
35	Bob Portman	1967-68
32	Michael Lindeman	Jan. 23-Nov. 29, 2003
28	Kyle Korver	Jan. 27-March 15, 2001
28	Doug McDermott	March 10-Nov. 8, 2013
27	Matt West	Nov. 27, 1999-Jan. 15, 2000
27	Kyle Korver	Jan. 29-Nov. 20, 2000
27	Nate Funk	Dec. 30, 2006-Jan. 12, 2007
26	Isaiah Zierden	Jan. 4-March 9, 2017

Bold italics indicates player active in 2020-21

Points Scored

Pts.	Name	Years
3,150	Doug McDermott	2010-14
2,116	Rodney Buford	1995-99
2,110	Bob Harstad	1987-91
1,983	Chad Gallagher	1987-91
1,876	Bob Portman	1966-69
1,801	Kyle Korver	1999-03
1,754	Nate Funk	2002-07
1,682	Rick Apke	1974-78
1,661	Paul Silas	1961-64
1,654	Vernon Moore	1981-85
1,575	Benoit Benjamin	1982-85
1,526	John C. Johnson	1975-79
1,500	Kevin McKenna	1977-81
1,437	Eddie Cole	1951-55
1,369	Gene Harmon	1971-74
1,361	Duan Cole	1987-92
1,342	Antoine Young	2008-12
1,313	Kenny Lawson Jr.	2006-11
1,309	Ryan Sears	1997-01
1,303	Elton Tuttle	1951-54
1,292	Marcus Foster	2016-18
1,281	***Mitch Ballock***	***2017-Pres.***
1,272	Bob Gibson	1954-57
1,267	Wally Anderzunas	1965-67, 1968-69
1,254	Gary Swain	1983-87
1,241	Ty-Shon Alexander	2017-20
1,238	Ben Walker	1997-01
1,237	***Marcus Zegarowski***	***2018-Pres.***
1,196	Ray Yost	1951-54
1,172	Dick Harvey	1956-59
1,155	Ethan Wragge	2009-14
1,152	Dane Watts	2004-08
1,140	Khyri Thomas	2015-18
1,116	Kenny Evans	1982-87
1,115	Doug Brookins	1972-75
1,115	Daryl Stovall	1978-82
1,093	Tim Powers	1964-67
1,050	Reggie Morris	1982-86
1,031	Johnny Mathies	2003-06
1,024	P'Allen Stinnett	2007-10
1,023	Rod Mason	1986-88
1,013	Austin Chatman	2011-15
1,006	Gregory Echenique	2010-13
1,004	Anthony Tolliver	2003-07

Scoring Average

Avg.	Name, Years	Pts.	GP
24.68	Bob Portman, 1966-69	1,876	76
21.72	Doug McDermott, 2010-14	3,150	145
20.51	Paul Silas, 1961-64	1,661	81
20.19	Bob Gibson, 1954-57	1,272	63
19.00	Marcus Foster, 2016-18	1,292	68
18.10	Benoit Benjamin, 1982-85	1,575	87
17.93	Rodney Buford, 1995-99	2,116	118
17.36	Wally Anderzunas, 1965-69	1,267	73
17.35	Tim Powers, 1964-67	1,093	63
17.05	Rod Mason, 1986-88	1,023	60

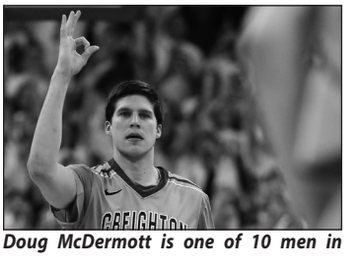

Doug McDermott is one of 10 men in NCAA history to score 3,000 career points.

Field Goals Made

FG	Name	Years
1,141	Doug McDermott	2010-14
811	Chad Gallagher	1987-91
778	Rodney Buford	1995-99
759	Bob Harstad	1987-91
747	Bob Portman	1966-69
673	Rick Apke	1975-78
649	Vernon Moore	1981-85
643	Paul Silas	1961-64
621	Nate Funk	2002-07
619	John C. Johnson	1975-79

Field Goal Attempts

FGA	Name	Years
2,075	Doug McDermott	2010-14
1,739	Rodney Buford	1995-99
1,705	Bob Portman	1966-69
1,584	Paul Silas	1961-64
1,558	Bob Harstad	1987-91
1,472	Chad Gallagher	1987-91
1,345	Wally Anderzunas	1965-69
1,307	Nate Funk	2002-07
1,258	Rick Apke	1974-78
1,255	Kevin McKenna	1977-81

Field Goal Percentage

(Minimum 300 Attempts)

Pct.	Name, Years	FGM-FGA
.684	Geoffrey Groselle, 2012-16	232-339
.639	***Christian Bishop, 2018-Pres.***	***278-425***
.628	Zach Hanson, 2013-17	218-347
.625	Gregory Echenique, 2010-13	374-598
.615	Will Artino, 2011-15	256-416
.611	Mike Grimes, 2000-04	292-478
.602	Martin Krampelj, 2015-19	311-517
.585	Vernon Moore, 1981-85	649-1,109
.562	Benoit Benjamin, 1982-85	610-1,085
.551	Chad Gallagher, 1987-91	811-1,472

3-pt Field Goals

3FG	Name	Years
371	Kyle Korver	1999-03
334	Ethan Wragge	2009-14
304	***Mitch Ballock***	***2017-Pres.***
274	Doug McDermott	2010-14
245	Ryan Sears	1997-01
212	Rodney Buford	1995-99
210	Ty-Shon Alexander	2017-20
206	Jahenns Manigat	2010-14
205	***Marcus Zegarowski***	***2018-Pres.***
200	Nate Funk	2002-07

3-pt FG Attempts

FGA	Name	Years
819	Kyle Korver	1999-03
761	Ethan Wragge	2009-14
756	***Mitch Ballock***	***2017-Pres.***
689	Ryan Sears	1997-01
598	Doug McDermott	2010-14
565	Ty-Shon Alexander	2017-20
558	Rodney Buford	1995-99
508	Jahenns Manigat	2010-14
492	Nate Funk	2002-07
488	***Marcus Zegarowski***	***2018-Pres.***
481	Matt Roggenburk	1986-90

3-pt FG Percentage

(Minimum 100 Attempts)

Pct.	Name, Years	3FGM-FGA
.458	Doug McDermott, 2010-14	274-598
.455	Booker Woodfox, 2007-09	147-323
.453	Kyle Korver, 1999-03	371-819
.441	Rod Mason, 1986-88	132-299
.440	Nerijus Karlikanovas, 1998-00	48-109
.439	Ethan Wragge, 2009-14	334-761
.431	Michael Lindeman, 2000-04	62-144
.429	Duan Cole, 1987-92	176-410
.420	***Marcus Zegarowski, 2018-Pres.***	***205-488***
.407	Cole Huff, 2015-17	124-305

Free Throws Made

FT	Name	Years
594	Doug McDermott	2010-14
588	Bob Harstad	1987-91
525	Elton Tuttle	1951-54
418	Bob Gibson	1954-57
382	Bob Portman	1966-69
375	Paul Silas	1961-64
362	Antoine Young	2008-12
356	Vernon Moore	1981-85
355	Benoit Benjamin	1982-85
350	Dick Harvey	1956-60

Free Throw Attempts

FTA	Name	Years
800	Bob Harstad	1987-91
759	Elton Tuttle	1951-54
715	Doug McDermott	2010-14
637	Paul Silas	1961-64
575	Bob Gibson	1954-57
509	Antoine Young	2008-12
505	Dick Harvey	1956-60
503	Vernon Moore	1981-85
493	Benoit Benjamin	1982-85
487	Bob Portman	1966-69

Free Throw Percentage

(Minimum 200 Attempts)

Pct.	Name, Years	FTM-FTA
.891	Kyle Korver, 1999-03	312-350
.844	Mike Caruso, 1968-71	276-327
.831	Doug McDermott, 2010-14	594-715
.826	Cavel Witter, 2007-10	246-298
.817	Nate Funk, 2002-07	312-382
.813	Ty-Shon Alexander, 2017-20	231-284
.807	Ryan Sears, 1997-01	330-409
.800	Rick Apke, 1975-78	336-420
.796	James Farr, 1987-89	212-266
.786	Austin Chatman, 2011-15	246-313

Rebounds

Reb.	Name	Years
1,751	Paul Silas	1961-64
1,126	Bob Harstad	1987-91
1,088	Doug McDermott	2010-14
1,005	Benoit Benjamin	1982-85
979	Bob Portman	1966-69
891	Chad Gallagher	1987-91
762	Kenny Lawson Jr.	2006-11
716	Rodney Buford	1995-99
709	Rick Apke	1974-78
696	Wally Anderzunas	1965-67, 1968-69

Bold italics indicates player active in 2020-21

Blocked Shots

Since 1979-80

Blk.	Name	Years
411	Benoit Benjamin	1982-85
183	Chad Gallagher	1987-91
174	Gregory Echenique	2010-13
153	Kenny Lawson Jr.	2006-11
138	Brody Deren	2001-04
136	Anthony Tolliver	2003-07
109	Doug Swenson	1997-99
104	Joe Dabbert	2000-04
80	***Christian Bishop***	***2018-Pres.***
79	Adam Reid	1994-97
76	Livan Pyfrom	1999-01

Assists

Since 1970-71

Ast.	Name	Years
570	Ryan Sears	1997-01
549	Ralph Bobik	1971-74
505	Antoine Young	2008-12
498	Grant Gibbs	2011-14
493	Austin Chatman	2011-15
458	Randy Eccker	1974-78
430	Tyler McKinney	2001-05
418	Vernon Moore	1981-85
391	Maurice Watson Jr.	2015-17
388	Josh Dotzler	2005-09



Ryan Sears remains Creighton's all-time leader in both career assists (570) and career steals (283).

Steals

Since 1979-80

Stl.	Name	Years
283	Ryan Sears	1997-01
196	Josh Dotzler	2005-09
195	Rodney Buford	1995-99
186	Duan Cole	1987-92
172	Kyle Korver	1999-03
157	Johnny Mathies	2003-06
154	Latrell Wrightsell	1988-92
150	Vernon Moore	1981-85
148	Ben Walker	1997-01
141	Khyri Thomas	2015-18

NCAA Tournament History (12-22)

1941 (8 teams)
Western Regional
Municipal Auditorium • Kansas City, Mo.
Washington State 48, Creighton 39 (3/21/41)
Creighton 45, Wyoming 44 (3/22/41)

1962 (25 teams)
Midwest Regional
Moody Coliseum • Dallas, Texas
Creighton 87, Memphis 83 (3/12/62)
Ahearn Field House • Manhattan, Kan.
Cincinnati 66, Creighton 46 (3/16/62)
Creighton 63, Texas Tech 61 (3/17/62)

1964 (25 teams)
Midwest Regional
Moody Coliseum • Dallas, Texas
Creighton 89, Oklahoma City 78 (3/9/64)
Levitt Arena • Wichita, Kan.
Wichita State 84, Creighton 68 (3/13/64)
Texas-El Paso 63, Creighton 52 (3/14/64)

1974 (25 teams)
Midwest Regional
North Texas Coliseum • Denton, Texas
Creighton 77, Texas 61 (3/9/74)
Mabee Center • Tulsa, Okla.
Kansas 55, Creighton 54 (3/14/74)
Creighton 80, Louisville 71 (3/16/74)

1975 (32 teams)
Midwest Regional
Memorial Coliseum • Lubbock, Texas
Maryland 83, Creighton 79 (3/15/75)

1978 (32 teams)
Midwest Regional
Levitt Arena • Wichita, Kan.
DePaul 80, Creighton 78 (3/12/78)

1981 (48 teams)
Mideast Regional
University of Dayton Arena • Dayton, Ohio
#9 St. Joseph's (Pa.) 59, #8 Creighton 57 (3/12/81)

1989 (64 teams)
Midwest Regional
Reunion Arena • Dallas, Texas
#3 Missouri 85, #14 Creighton 69 (3/17/89)

1991 (64 teams)
West Regional
Huntsman Center • Salt Lake City, Utah
#11 Creighton 64, #6 New Mexico St. 56 (3/14/91)
#3 Seton Hall 81, #11 Creighton 69 (3/16/91)

1999 (64 teams)
South Regional
Orlando Arena • Orlando, Fla.
#10 Creighton 62, #7 Louisville 58 (3/11/99)
#2 Maryland 75, #10 Creighton 63 (3/13/99)

2000 (64 teams)
Midwest Regional
H.H.H. Metrodome • Minneapolis, Minn.
#7 Auburn 72, #10 Creighton 69 (3/16/00)

2001 (65 teams)
East Regional
Nassau Coliseum • Uniondale, N.Y.
#7 Iowa 69, #10 Creighton 56 (3/15/01)

2002 (65 teams)
Midwest Regional
United Center • Chicago, Ill.
#12 Creighton 83, #5 Florida 82 (2OT) (3/15/02)
#4 Illinois 72, #12 Creighton 60 (3/17/02)

2003 (65 teams)
West Regional
Huntsman Center • Salt Lake City, Utah
#11 Central Michigan 79, #6 Creighton 73 (3/20/03)

2005 (65 teams)
Albuquerque Regional
Wolstein Center • Cleveland, Ohio
#7 West Virginia 63, #10 Creighton 61 (3/17/05)

2007 (65 teams)
South Regional
New Orleans Arena • New Orleans, La.
#7 Nevada 77, #10 Creighton 71 (OT) (3/16/07)

2012 (68 teams)
Midwest Regional
Greensboro Coliseum • Greensboro, N.C.
#8 Creighton 58, #9 Alabama 57 (3/16/12)
#1 North Carolina 87, #8 Creighton 73 (3/18/12)

2013 (68 teams)
Midwest Regional
Wells Fargo Center • Philadelphia, Pa.
#7 Creighton 67, #10 Cincinnati 63 (3/22/13)
#2 Duke 66, #7 Creighton 50 (3/24/13)

2014 (68 teams)
West Regional
AT&T Center • San Antonio, Texas
#3 Creighton 76, #14 Louisiana 66 (3/21/14)
#6 Baylor 85, #3 Creighton 55 (3/23/14)

2017 (68 teams)
Midwest Regional
Golden 1 Center • Sacramento, Calif.
#11 Rhode Island 84, #6 Creighton 72 (3/17/17)

2018 (68 teams)
South Regional
Spectrum Center • Charlotte, N.C.
#9 Kansas State 69, #8 Creighton 59 (3/16/18)

2021 (68 teams)
West Regional
Lucas Oil Stadium • Indianapolis, Ind.
#5 Creighton vs. #12 UC Santa Barbara

NCAA Records By Coach

Name (NCAA Years)	W-L
E.S. "Eddie" Hickey (1941)	1-1
John "Red" McManus (1962, '64)	3-3
Eddie Sutton (1974)	2-1
Tom Apke (1975, '78, '81)	0-3
Tony Barone (1989, '91)	1-2
Dana Altman (1999, '00, '01, '02, '03, '05, '07)	2-7
Greg McDermott (2012, '13, '14, '17, '18, '21)	***3-5***

Creighton's NCAA History

NCAA Tournament Breakdown

Appearances	22 (includes 2020-21)
Best Finish	5th, Western Regional, 1941
Overall Record	12-22 (.353)
Albuquerque Region	0-1 (.000)
East Region	0-1 (.000)
Mideast Region	0-1 (.000)
Midwest Region	8-12 (.400)
South Region	1-3 (.250)
Southeast Region	0-0 (.000)
West Region	3-4 (.429)

Greg McDermott remains the only Creighton coach to win NCAA Tournament game in consecutive seasons, leading CU to victories in 2012, 2013 and 2014.

Creighton returned to the NCAA Tournament in 2018, where the Bluejays faced Kansas State in Charlotte, N.C.

Creighton's All-Time NCAA Statistics (sorted by points scored)

Name	Years	GP-GS	Min	FGM-A	Pct.	3FGM-A	Pct.	FTM-A	Pct.	Reb.	RPG	PF-D	Ast	TO	Blk	Stl	Pts.	Avg.
Doug McDermott	2012, 13, 14	6-6	215	45-99	.455	7-21	.333	32-35	.914	53	8.8	16-1	5	14	2	1	129	21.5
Paul Silas	1962, 64	6-6	-	35-103	.340	-	-	35-54	.648	101	16.8	22-1	-	-	-	-	105	17.5
Kyle Korver	2000, 01, 02, 03	5-4	171	21-58	.362	16-46	.348	13-14	.929	27	5.4	17-1	17	15	2	5	71	14.2
Doug Brookins	1974, 75	4-4	66*	30-60	.500	-	-	10-11	.909	36	9.0	7-0	2	6*	0*	2*	70	17.5
Gene Harmon	1974	3-3	35*	25-49	.510	-	-	10-10	1.000	20	6.7	6-0	11	2	1*	5*	60	20.0
Chad Gallagher	1989, 91	3-3	114	28-49	.571	1-2	.500	0-0	-	34	11.3	5-0	4	4	7	2	57	19.0
Terrell Taylor	2000, 01, 02	4-1	109	21-48	.438	14-34	.412	0-0	-	12	3.0	8-0	9	7	2	0	56	14.0
Ben Walker	1999, 2000, 01	4-4	114	22-45	.489	5-11	.455	6-6	1.000	23	5.8	14-1	3	10	0	2	55	13.8
Ethan Wragge	2012, 13, 14	6-2	119	17-35	.486	16-33	.485	2-3	.667	11	1.8	11-0	1	4	1	2	52	8.7
Chuck Officer	1962, 64	6-5	-	22-67	.328	-	-	5-8	.625	24*	-	15-1	-	-	-	-	49	8.2
Nate Funk	2003, 05, 07	3-2	95	19-40	.475	5-15	.333	5-6	.833	10	3.3	4-0	5	10	1	2	48	16.0
Austin Chatman	2012, 13, 14	6-4	169	14-36	.389	5-17	.294	11-15	.733	13	2.2	9-0	13	7	0	1	44	7.3
Elton McGriff	1964	3-3	-	16-33	.485	-	-	11-24	.458	24*	-	15-3	-	-	-	-	43	14.3
Gregory Echenique	2012, 13	4-4	109	18-31	.581	0-0	---	4-10	.400	24	6.0	10-0	0	3	6	2	40	10.0
Pete McManamon	1962	3-3	-	15-36	.417	-	-	9-16	.563	10*	-	8-1	-	-	-	-	39	13.0
Grant Gibbs	2012, 13, 14	6-6	187	14-32	.438	1-7	.143	10-16	.625	32	5.3	20-2	25	13	2	5	39	6.5
Fritz Pointer	1964	3-3	-	17-40	.425	-	-	4-5	.800	16	5.3	11-1	-	-	-	-	38	12.7
Charles Butler	1974, 75	4-4	74*	16-34	.471	-	-	6-6	1.000	14	3.5	7-0	5	6*	0*	1*	38	9.5
James Bakos	1962	3-3	-	14-40	.350	-	-	9-14	.643	23*	-	15-3	-	-	-	-	37	12.3
Kevin McKenna	1978, 81	2-2	38*	15-22	.682	-	-	6-6	1.000	5	2.5	7-0	8	8	0	2	36	18.0
Ryan Sears	1999, 2000, 01	4-4	154	11-35	.314	7-27	.259	6-9	.667	9	2.3	8-0	26	9	0	12	35	8.8
Mike Grimes	2001, 02, 03	4-0	64	15-27	.556	0-0	-	4-8	.500	19	4.8	8-0	2	6	1	0	34	8.5
Bob Harstad	1989, 91	3-3	94	14-38	.368	0-0	-	5-11	.455	29	9.7	9-0	1	6	0	1	33	11.0
Ted Wuebben	1974	3-1	24*	13-23	.565	-	-	5-9	.556	8	2.7	8-1	5	3	0*	2*	31	10.3
Jahenns Manigat	2012, 13, 14	6-6	175	9-32	.281	6-26	.231	3-3	1.000	12	2.0	13-0	16	5	0	2	27	4.5
Rodney Buford	1999	2-2	70	11-38	.289	2-12	.167	2-2	1.000	14	7.0	6-0	3	3	1	6	26	13.0
Michaël Lindeman	2001, 02, 03	4-3	86	10-19	.526	2-4	.500	4-4	1.000	14	3.5	8-0	7	3	0	1	26	6.5
Duan Cole	1991	2-2	64	8-15	.533	4-6	.667	4-4	1.000	1	0.5	3-0	4	6	0	2	24	12.0
Ed Beisser	1941	2-2	-	11-11*	-	-	-	2-2	1.000	-	-	6-0	-	-	-	-	24	12.0
Don Fleming	1941	2-2	-	11-11*	-	-	-	2-3	.667	-	-	2-0	-	-	-	-	24	12.0
J.L. Wagner	1962	3-1	-	8-34	.235	-	-	7-10	.700	8*	-	12-1	-	-	-	-	23	7.7
Tom Anderson	1974, 75	4-1	48*	10-14	.714	-	-	3-7	.429	5	1.3	5-0	8	6*	0*	0*	23	5.8
Donnie Johnson	1999, 00	3-3	56	9-15	.600	0-0	-	5-10	.500	9	3.0	11-1	2	4	1	2	23	7.7
Todd Eisner	1989, 91	3-1	72	7-19	.368	6-17	.353	2-2	1.000	4	1.3	11-1	13	11	0	3	22	7.3
Herb Millard	1962	3-3	-	7-30	.233	-	-	7-10	.700	6*	-	13-1	-	-	-	-	21	7.0
Marcus Foster	2017, 18	2-2	71	8-30	.267	2-14	.143	2-4	.500	9	4.5	4-0	3	6	0	1	20	10.0
Toby Hegner	2017, 18	2-1	39	7-17	.412	2-10	.200	3-3	1.000	9	4.5	4-0	1	1	1	0	19	9.5
Khyri Thomas	2017, 18	2-2	71	8-17	.471	2-5	.400	1-2	.500	14	7.0	6-0	6	3	1	4	19	9.5
Ralph Bobik	1974	3-3	38*	7-17	.412	-	-	5-8	.625	10	3.3	7-0	30	11*	0*	1*	19	6.3
Harry Forehand	1962, 64	4-0	-	6-16	.375	-	-	7-9	.778	11	2.8	4-0	-	-	-	-	19	4.8
Mike Heck	1974	3-2	16*	8-15	.533	-	-	2-2	1.000	11	3.7	6-0	1	0*	0*	0*	18	6.0
Rick Apke	1975, 78	2-1	16*	8-20	.400	-	-	2-2	1.000	6	3.0	4-0	8	5	0	1	18	9.0
Latrell Wrightsell	1989, 91	3-0	62	4-11	.364	1-2	.500	9-12	.750	7	2.3	4-0	5	4	0	0	18	6.0
Joe Dabbert	2001, 02, 03	4-0	37	6-12	.500	1-1	1.000	4-6	.667	4	1.0	9-0	1	0	4	1	17	4.3
George Morrow	1981	1-1	39	4-12	.333	-	-	9-10	.900	14	14.0	5-1	2	5	1	0	17	17.0
Dick Nolan	1941	2-1	-	6-6*	-	-	-	5-6	.833	-	-	3-0	-	-	-	-	17	8.5
Anthony Tolliver	2005, 07	2-2	58	8-20	.400	0-1	.000	1-2	.500	10	5.0	7-0	2	3	1	2	17	8.5
Josh Jones	2012	2-0	39	6-13	.462	4-7	.571	1-4	.250	3	1.5	3-0	2	0	0	2	17	8.5
Ronnie Harrell Jr.	2017, 18	2-0	39	5-10	.500	0-2	.000	7-10	.700	7	3.5	2-0	4	5	2	1	17	8.5
Johnny Mathies	2005	1-1	30	5-7	.714	1-2	.500	5-6	.833	1	1.0	5-1	2	4	0	2	16	16.0
Mitch Ballock	***2018***	***1-1***	***32***	***5-14***	***.357***	***4-11***	***.364***	***2-2***	***1.000***	***8***	***8.0***	***3-0***	***0***	***1***	***0***	***1***	***16***	***16.0***
Doug Swenson	1999	2-2	48	6-10	.600	0-1	.000	4-5	.800	7	3.5	7-1	1	7	3	2	16	8.0
Brody Deren	2002, 03	3-3	51	7-17	.412	0-0	-	2-5	.400	7	2.3	7-1	0	3	4	0	16	5.3
Larry House	2002, 03	3-3	50	7-22	.318	1-2	.500	0-0	-	11	3.7	7-1	0	5	0	4	15	5.0
Nick Porter	2007	1-1	40	6-13	.462	0-0	---	3-3	1.000	8	8.0	4-0	4	1	0	3	15	15.0
Livan Pyfrom	2000, 01	2-0	30	5-10	.500	0-0	-	4-6	.667	8	4.0	2-0	1	3	1	0	14	7.0
Daryle Heeke	1975	1-1	32	6-11	.545	-	-	2-3	.667	2	2.0	5-1	1	2	0	1	14	14.0
David Wesley	1978	1-1	-	7-10	.700	-	-	0-0	-	8	8.0	3-0	4	1	0	2	14	14.0
Nerijus Karlikanovas	1999	2-0	59	6-14	.429	2-9	.222	0-0	-	8	4.0	0-0	0	5	0	1	14	7.0
Randy Eccker	1978	1-1	-	5-8	.625	-	-	3-6	.500	2	2.0	3-0	9	1	0	2	13	13.0
James Farr	1989	1-1	40	5-11	.455	2-5	.400	0-0	-	5	5.0	2-0	5	2	0	0	12	12.0
Charlie Brown	1964	3-3	-	5-22	.227	-	-	2-3	.667	3	1.0	5-0	-	-	-	-	12	4.0
Matt Petty	1991	2-2	33	4-11	.364	4-9	.444	0-0	-	4	2.0	4-0	4	4	0	0	12	6.0
Antoine Young	2012	2-2	62	5-17	.294	0-1	.000	2-3	.667	2	1.0	4-0	9	4	0	2	12	6.0
Davion Mintz	2017, 18	2-2	44	5-13	.385	2-3	.667	0-0	---	6	3.0	3-0	4	1	0	0	12	6.0
Tyler McKinney	2002, 03, 05	4-4	119	3-13	.231	2-8	.250	3-4	.750	7	1.8	7-0	19	9	0	7	11	2.8
Bobby Miles	1964	3-0	-	4-9	.444	-	-	3-6	.500	6	2.0	3-0	-	-	-	-	11	3.7
Tony Pruitt	1981	1-1	34	4-9	.444	-	-	3-4	.750	1	1.0	2-0	3	3	0	0	11	11.0
Kevin Kuehl	1978	1-0	-	5-7	.714	-	-	0-1	.000	5	5.0	2-0	2	5	0	0	10	10.0
Corie Brandon	1999	2-0	44	1-12	.083	1-9	.111	7-8	.875	3	1.5	3-0	4	4	0	7	10	5.0
Arthur "Brownie" Jaquay	1941	2-2	-	4-4*	-	-	-	1-2	.500	-	-	3-0	-	-	-	-	9	4.5
DeAnthony Bowden	2002, 03	3-0	66	2-11	.182	1-6	.167	4-6	.667	7	2.3	5-0	10	8	0	4	9	3.0
Isacc Miles	2007	1-0	32	4-6	.667	1-3	.333	0-0	-	0	0.0	1-0	2	0	0	2	9	9.0
Avery Dingman	2012, 13, 14	6-0	52	4-9	.444	1-5	.250	0-0	---	13	2.2	8-0	2	2	0	1	9	1.5
Alan Huss	1999, 2000, 01	3-2	36	4-9	.444	0-1	.000	0-0	-	6	2.0	7-1	3	1	1	0	8	2.7
Carl Silvestrini	1962	3-0	-	4-10	.400	-	-	0-2	.000	3*	-	2-0	-	-	-	-	8	2.7
Dane Watts	2005, 07	2-2	56	2-14	.143	0-8	.000	4-6	.667	11	5.5	4-0	2	1	2	1	8	4.0
Justin Patton	2017	1-1	21	3-12	.250	0-1	.000	2-3	.667	7	7.0	5-1	0	0	1	0	8	8.0
Darin Plautz	1991	2-2	43	2-9	.222	1-6	.167	2-2	1.000	10	5.0	3-0	7	3	3	1	7	3.5
Daryl Stovall	1981	1-1	36	3-9	.333	-	-	0-0	-	4	4.0	1-0	3	0	2	0	6	6.0
Troy Bell	1989	1-0	17	1-3	.333	0-0	-	4-4	1.000	3	3.0	1-0	2	0	0	0	6	6.0
Porter Moser	1989	1-1	13	2-4	.500	1-1	1.000	1-1	1.000	0	0.0	3-0	0	2	0	1	6	6.0
Kellen Miliner	2003, 05	2-0	26	2-8	.250	1-5	.200	1-2	.500	5	2.5	0-0	1	2	0	0	6	3.0
Tim McConnell	1975, 78	2-0	3*	3-4	.750	-	-	0-0	-	2	1.0	1-0	1	0	0	0	6	3.0
James Thynne	1941	2-1	-	2-2*	-	-	-	1-1	1.000	-	-	3-0	-	-	-	-	5	2.5
Justin Haynes	1999, 2000	3-0	29	2-5	.400	1-1	1.000	0-0	-	7	2.3	5-0	0	2	1	0	5	1.7
Ismael Caro	2001, 02	3-0	43	2-9	.222	1-2	.500	0-0	-	7	2.3	2-0	5	4	0	1	5	1.7
Gene Haldeman	1941	2-0	-	1-1*	-	-	-	3-5	.600	-	-	7-0	-	-	-	-	5	2.5
Matt Roggenburk	1989	1-0	33	2-8	.250	1-5	.200	0-0	-	2	2.0	2-0	2	2	1	1	5	5.0
John C. Johnson	1978	1-1	-	2-3	.667	-	-	1-2	.500	1	1.0	1-0	1	5	0	0	5	5.0

Creighton's All-Time NCAA Statistics (Continued)

Name	Years	GP-GS	Min	FGM-A	Pct.	3FGM-A	Pct.	FTM-A	Pct.	Reb.	RPG	PF-D	Ast	TO	Blk	Stl	Pts.	Avg.
Cole Huff	2017	1-1	22	2-5	.400	1-3	.333	0-0	---	3	3.0	0-0	0	0	0	0	5	5.0
Richie Smith	1974	3-0	5*	2-4	.500	-	-	0-0	-	2	0.7	2-0	3	0*	0*	0*	4	1.3
Bimbo Pietro	1974	2-0	2*	2-2	1.000	-	-	0-0	-	0	0.0	1-0	0	0*	0*	0*	4	2.0
Zach Hanson	2014, 17	2-0	25	2-5	.400	0-0	---	0-0	---	5	2.5	2-0	2	1	0	0	4	2.0
Matt West	2000	1-1	22	1-3	.333	1-2	.500	0-0	-	1	1.0	0-0	0	0	0	0	3	3.0
Jimmy Motz	2005	1-0	11	1-4	.250	1-3	.333	0-0	-	2	2.0	2-0	0	2	0	0	3	3.0
Cornell Smith	1975	1-1	37	1-5	.200	-	-	1-4	.250	10	10.0	5-1	2	4	0	0	3	3.0
Kobe Paras	2017	1-0	2	1-1	1.000	1-1	1.000	0-0	---	1	1.0	1-0	0	0	0	0	3	3.0
Ty-Shon Alexander	2018	1-0	11	1-5	.200	1-4	.250	0-0	---	4	4.0	3-0	1	2	0	0	3	3.0
Pierce Hibma	2005, 07	2-0	19	1-2	.500	1-2	.500	0-0	-	1	0.5	4-0	1	0	0	0	3	1.5
Geoffrey Groselle	2013, 14	2-0	4	1-1	1.000	0-0	---	1-1	1.000	0	0.0	0-0	0	0	0	0	3	1.5
Jordan Scurry	2017, 18	2-0	3	1-1	1.000	1-1	1.000	0-0	---	0	0.0	2-0	1	0	0	0	3	1.5
Will Artino	2012, 13, 14	5-0	20	0-2	.000	0-0	---	3-8	.375	5	1.0	4-0	0	1	1	0	3	0.6
Jeffrey Day	2005	1-0	16	1-3	.333	0-0	-	0-0	-	4	4.0	0-0	0	1	0	0	2	2.0
Alex Stivrins	1981	1-1	32	1-4	.250	-	-	0-0	-	2	2.0	2-0	2	2	0	0	2	2.0
Paul Trieschman	1981	1-0	8	0-0	-	-	-	2-2	1.000	0	0.0	1-0	0	0	0	0	2	2.0
Manny Gakou	2007	1-0	3	1-1	1.000	0-0	---	0-0	---	0	0.0	1-0	0	1	0	1	2	2.0
Martin Krampelj	2017	1-0	3	1-1	1.000	0-0	---	0-0	---	0	0.0	1-0	0	0	0	0	2	2.0
Jacob Epperson	***2018***	***1-0***	***16***	***1-3***	***.333***	***0-0***	***---***	***0-0***	***---***	***1***	***1.0***	***3-0***	***0***	***3***	***1***	***0***	***2***	***2.0***
Devin Brooks	2014	2-0	22	1-9	.111	0-3	.000	0-0	---	5	2.5	2-0	5	2	0	1	2	1.0
Kevin Ross	1981	1-0	13	0-2	.000	-	-	1-2	.500	2	2.0	1-0	1	0	0	0	1	1.0
Ralph Langer	1941	2-2	-	0-0*	-	-	-	0-0	-	-	-	2-0	-	-	-	-	0	0.0
Jim Swassing	1962	2-0	-	0-1	.000	-	-	0-0	-	2*	-	2-0	-	-	-	-	0	0.0
Tom Dowling	1962	1-0	-	0-1	.000	-	-	0-0	-	0	0.0	0-0	-	-	-	-	0	0.0
Santos Jimenez	1962	1-0	-	0-3	.000	-	-	0-0	-	0	0.0	1-0	-	-	-	-	0	0.0
Tom Apke	1964	3-0	-	0-6	.000	-	-	0-1	.000	9	3.0	10-0	-	-	-	-	0	0.0
Loren James	1964	2-0	-	0-0*	-	-	-	0-2	.000	0	0.0	1-0	-	-	-	-	0	0.0
Jerry Massie	1974	2-0	1*	0-0	-	-	-	0-0	-	0	0.0	0-0	0	0*	0*	0*	0	0.0
Bob Scrutchens	1975	1-0	3	0-1	.000	-	-	0-0	-	0	0.0	1-0	0	0	0	0	0	0.0
Don Shearn	1941	1-0	-	0-0*	-	-	-	0-0	-	-	-	0-0	-	-	-	-	0	0.0
Robert Fitzgerald	1941	1-0	-	0-0*	-	-	-	0-0	-	-	-	1-0	-	-	-	-	0	0.0
Dave Mohr	1989	1-0	1	0-0	-	0-0	-	0-0	-	0	0.0	0-0	0	0	0	0	0	0.0
Tony Ball	1989	1-0	1	0-0	-	0-0	-	0-0	-	2	2.0	0-0	0	0	0	0	0	0.0
Ed Molitor	1989	1-0	1	0-0	-	0-0	-	0-0	-	0	0.0	0-0	0	0	0	0	0	0.0
Kevin Johnson	1989	1-0	1	0-1	.000	0-1	.000	0-0	-	0	0.0	0-0	0	0	0	0	0	0.0
Bill O'Dowd	1989, 91	2-0	3	0-1	.000	0-0	-	0-0	-	1	0.5	3-0	0	0	0	0	0	0.0
Chris Rodgers	1991	2-0	6	0-2	.000	0-0	-	0-0	-	2	1.0	1-0	0	0	0	0	0	0.0
Johnnie Williams	1991	1-0	2	0-0	-	0-0	-	0-0	-	0	0.0	0-0	0	0	0	0	0	0.0
Cliff Bates	1999	1-0	0+	0-0	-	0-0	-	0-0	-	0	0.0	0-0	0	0	0	0	0	0.0
Brett Angner	2000	1-0	1	0-1	.000	0-0	-	0-0	-	0	0.0	1-0	0	0	0	0	0	0.0
Dan Kolder	1999, 2000	2-0	1	0-0	-	0-0	-	0-0	-	0	0.0	0-0	0	0	0	0	0	0.0
John Klein	1999, 2001	2-0	7	0-0	-	0-0	-	0-0	-	0	0.0	2-0	0	0	0	0	0	0.0
Nick Bahe	2007	1-0	11	0-0	-	0-0	-	0-0	-	2	2.0	0-0	0	0	0	0	0	0.0
Josh Dotzler	2007	1-1	8	0-0	-	0-0	-	0-0	-	0	0.0	0-0	0	1	0	0	0	0.0
Ross Ferrarini	2012	1-0	1	0-0	---	0-0	---	0-0	---	0	0.0	0-0	0	0	0	0	0	0.0
Matthew Dorwart	2012	1-0	1	0-0	---	0-0	---	0-0	---	0	0.0	0-0	0	0	0	0	0	0.0
Taylor Stormberg	2012, 13	2-0	2	0-0	---	0-0	---	0-0	---	0	0.0	0-0	0	0	0	0	0	0.0
Andre Yates	2013	2-0	5	0-2	.000	0-1	.000	0-0	---	0	0.0	1-0	1	0	1	0	0	0.0
Nevin Johnson	2013	1-0	2	0-1	.000	0-1	.000	0-0	---	0	0.0	0-0	0	0	0	0	0	0.0
Alex Olsen	2013, 14	2-0	3	0-0	---	0-0	---	0-0	---	1	0.5	0-0	0	0	0	0	0	0.0
Tyler Clement	2017, 18	2-0	3	0-0	---	0-0	---	0-0	---	0	0.0	1-0	0	0	0	0	0	0.0
Isaiah Zierden	2017	1-0	9	0-1	.000	0-1	.000	0-0	---	2	2.0	1-0	0	2	0	1	0	0.0
Kaleb Joseph	2018	1-0	1	0-0	---	0-0	---	0-0	---	0	0.0	0-0	0	0	0	0	0	0.0
Manny Suarez	2018	1-0	1	0-0	---	0-0	---	0-0	---	1	1.0	0-0	0	0	0	0	0	0.0

*stats incomplete for some games in that category

Creighton's NCAA Tournament Records

Category	Individual, Game	Individual, Tourney	Individual, Career	Team, Game	Team, Tourney
Points	30, Doug McDermott, 3/21/14	60, Gene Harmon, 1974	129, Doug McDermott, 2012-14	89, Oklahoma City, 3/9/64	211, 1974
Pts. Per Game	-	24.0, Doug McDermott, 2013	21.5, Doug McDermott, 2012-14	-	71.5, 2002
Rebounds	27, Paul Silas, 3/9/64	57, Paul Silas, 1964	101, Paul Silas, 1962, 64	84, Memphis State, 3/12/62	160, 1964
Reb. Per Game	-	19.0, Paul Silas, 1964	16.8, Paul Silas, 1962, 64	-	53.3 1964
FG Made	13, Doug McDermott, 2012-14	25, Gene Harmon, 1974	45, Doug McDermott, 2012-14	36, Oklahoma City, 3/9/64	92, 1974
FG Attempted	31, Paul Silas, 3/12/62	61, Paul Silas, 1962	103, Paul Silas, 1962, 64	88, Memphis State, 3/12/62	235, 1962
FG Pct.	.889, Kevin McKenna, 3/12/78	.889, Kevin McKenna, 1978	.714, Tom Anderson, 1974-75	.643, DePaul, 3/12/78	.643, 1978
3FG Made	8, Terrell Taylor, 3/15/02	10, Terrell Taylor, 2002	16, Kyle Korver, 2000-03 16, Ethan Wragge, 2012-14	13, Florida, 3/15/02	22, 2002
3FG Attempted	15, Terrell Taylor, 3/15/02	24, Terrell Taylor, 2002	46, Kyle Korver, 2000-03	34, Kansas State, 3/16/18	53, 2002
3FG Pct.	.800, Ethan Wragge, 3/22/13	.800, Ben Walker, 1999 .800, Ethan Wragge, 2013	.667, Duan Cole, 1991	.467, Cincinnati, 3/22/13	.415, 2002
FT Made	12, Paul Silas, 3/13/64 12, Doug McDermott, 3/24/13	23, Doug McDermott, 2013	35, Paul Silas, 1962, 64	22, Cincinnati, 3/22/13	54, 1962
FT Attempted	15, Paul Silas, 3/13/64	30, Paul Silas, 1962	54, Paul Silas, 1962, 64	35, Memphis, 3/12/62	85, 1962
FT Pct.	1.000, Doug McDermott, 3/24/13	1.000, Doug McDermott, 2013	1.000, Gene Harmon, 1974	.929, Louisville, 3/11/99	.884, 2013
Assists	12, Ralph Bobik, 3/9/74	30, Ralph Bobik, 1974	30, Ralph Bobik, 1974	31, DePaul, 3/12/78	62, 1974
Turnovers	9, Ralph Bobik, 3/9/74	11*, Ralph Bobik, 1974	15, Kyle Korver, 2000-03	22, Florida, 3/15/02	40, 2002
Steals	6, Corie Brandon, 3/13/99	8, Ryan Sears, 1999	12, Ryan Sears, 1999-01	14, Maryland, 3/13/99	24, 1999
Blocked Shots	4, Chad Gallagher, 3/14/91	6, Chad Gallagher, 1991	7, Chad Gallagher, 1989, 91	6, New Mexico State, 3/14/91 6, Central Michigan, 3/20/03	9, 1991

1941 NCAA Tournament

Back Row (l-r): Don Shearn, Duane Noyes, Elmer Munden, Edward Beisser, Ralph Langer, Varro Ritter, Gene Haldeman. Front Row (l-r): Brownie Jaquay, Norman Engelbretson, Coach Eddie Hickey, Don Fleming, unidentified, Dick Nolan, Robert Fitzgerald.

Missouri Valley Conference Champions
18-7 Overall, 9-3 MVC

Participating in the third NCAA Tournament, MVC champion Creighton defeated Big Six Conference winner Iowa State in a first-round game to advance to the Western Regionals, where the Bluejays were in the same bracket as Southwest Conference champion Arkansas, Pacific Coast Conference champion Washington State and Big Seven Conference champ Wyoming … Creighton clinched its first NCAA Tournament trip by winning at Washburn, 51-37, in the final game of the regular season … at 9-3 in the Valley, the Jays finished one game ahead of second-place Oklahoma A&M … Arthur "Brownie" Jaquay and Ed Beisser were named First Team All-MVC, while Gene Haldeman earned Second Team All-MVC accolades.

1941

Creighton (17-7)	**39**
Washington State (25-5)	**48**

NCAA Tournament First Round

March 21, 1941 — Municipal Auditorium — Kansas City, Mo.

Defining Moment: Creighton star Ed Beisser had three fouls in the first seven minutes, then watched from the bench as Washington State took a 25-14 halftime lead.
Key Stat: All-Pacific Coast Conference center Paul Lindeman proved unstoppable, finishing with a game-high 26 points.

CREIGHTON	fg	ft-a	pf	pts
Arthur Jaquay	2	1-2	0	5
Don Fleming	3	1-2	1	7
Ed Beisser	5	0-0	3	10
Ralph Langer	0	0-0	2	0
Dick Nolan	5	4-5	2	14
James Thynne	1	1-1	1	3
Gene Haldeman	0	0-1	3	0
Totals	**16**	**7-11**	**12**	**39**
		.636		

WASHINGTON STATE	fg	ft-a	pf	pts
Dale Gentry	1	1-1	1	3
Vern Butts	4	1-2	1	9
John Hooper	0	0-0	0	0
Paul Lindeman	12	2-6	3	26
Jim Zimmerman	1	0-0	0	2
Kirk Gebert	2	0-0	3	4
Ray Sundquist	2	0-3	1	4
Marvin Gilbert	0	0-0	0	0
Owen Hunt	0	0-0	0	0
Phil Mahan	0	0-0	1	0
Totals	**22**	**4-12**	**10**	**48**
		.333		

Officials: Oscar Herigstead, Ab Curtis. **Technical Fouls:** None.

Team	1st	2nd	Total
Creighton	14	25	39
Washington State	25	23	48





Above: Eddie Hickey coached Creighton to its first NCAA Tournament game and victory in 1941.

Left: A look at the cover of the 1940-41 Creighton basketball media guide, which was then known as a "dope book." The guide was 16 pages.

1941

Creighton (18-7)	**45**
Wyoming (14-6)	**44**

NCAA Tournament Western Regional Finals - 5th Place Game

March 22, 1941 — Municipal Auditorium — Kansas City, Mo.

Defining Moment: Dick Nolan's free throw with 20 seconds left gave Creighton a 45-42 lead they would hold on to.
Key Stat: Don Fleming, who played all but four minutes in CU's final 10 games, had a game-high 17 points.

CREIGHTON	fg	ft-a	pf	pts
Arthur Jaquay	2	0-0	3	4
Don Fleming	8	1-1	1	17
James Thynne	1	0-0	2	2
Ed Beisser	6	2-2	3	14
Ralph Langer	0	0-0	0	0
Dick Nolan	1	1-1	1	3
Gene Haldeman	1	3-4	4	5
Totals	**19**	**7-8**	**14**	**45**
		.875		

WYOMING	fg	ft-a	pf	pts
Charles Bentson	2	2-2	1	6
Nick Krpan	0	0-0	0	0
Kenny Sailors	3	1-3	2	7
Lou Muir	0	0-0	0	0
Curt Gowdy	0	0-0	0	0
Jim Weir	5	1-4	2	11
Willie Rothman	1	2-2	0	4
Bill Strannigan	8	0-3	1	16
Totals	**19**	**6-14**	**6**	**44**
		.429		

Officials: Ab Curtis, Wally Cameron. **Technical Fouls:** None.

Team	1st	2nd	Total
Creighton	24	21	45
Wyoming	20	24	44

1962 NCAA Tournament

Standing (l-r): Head coach John J. "Red" McManus, Harry Forehand, Michael Lynch, Robert Eickholt, Thomas Dowling, Carl Silvestrini, John Callaghan, Jim Swassing, Santos Jimenez. Sitting (l-r): J.L. Wagner, Chuck Officer, Peter McManamon, Paul Silas, Jim Bakos, Herb Millard, Assistant James Berry.



Left: Creighton's Jim Bakos (left) and Paul Silas (right) helped lead Creighton to the 1962 NCAA Tournament.

Below: Chuck Officer scored a total of 20 points in three NCAA Tournament games in 1962.



21-5 Overall, Independent

The Bluejays defeated Memphis State in the Midwest Regional preliminary game before falling, 66-46, to defending and eventual national champion Cincinnati in Manhattan, Kan. … Creighton rebounded to defeat Texas Tech, 63-61, in the regional consolation game … Paul Silas earned Honorable Mention All-America honors from AP and UPI after finishing second in the nation to Ohio State's Jerry Lucas in rebounding … Silas' 563 rebounds remains Creighton's single-season record and his single-game total of 38 rebounds against Centenary still stands as the school record and, nationally, ties for eighth all-time … Silas' 22.5 rebounds per game is still the ninth-best single-season rebounding average in NCAA history.

1962

Creighton (20-4)	**87**
Memphis State (15-7)	**83**

NCAA Tournament First Round
March 12, 1962 — Moody Coliseum — Dallas, Texas

Defining Moment: After Memphis State used a 13-1 run to close within 78-76 and 4:30 left on the clock, Paul Silas had six quick points to help CU pull away.
Key Stats: Paul Silas set a facility record with 24 rebounds, two more than Wilt Chamberlain's mark originally set in 1957. With the victory, Creighton earned its first 20-win season since 1921-22.

CREIGHTON	fg-fga	ft-a	reb	pf	pts
Herb Millard	2-7	0-1	2	5	4
Pete McManamon	6-9	5-8	2	1	17
Chuck Officer	3-7	2-2	8	5	8
Paul Silas	11-31	5-10	24	3	27
James Bakos	7-14	6-8	11	5	20
J.L. Wagner	4-16	3-5	5	5	11
Harry Forehand	0-0	0-0	0	0	0
Tom Dowling	0-1	0-0	0	0	0
Carl Silvestrini	0-0	0-1	0	0	0
Jim Swassing	0-0	0-0	1	1	0
Santos Jimenez	0-3	0-0	1	1	0
Team Rebounds			30		
Totals	**33-88**	**21-35**	**84**	**26**	**87**
	.375	**.600**			

MEMPHIS STATE	fg-fga	ft-a	reb	pf	pts
Don Drewel	0-0	0-0	0	0	0
George Kirk	5-9	5-6	6	5	15
Bob Neumann	7-16	9-12	8	5	23
Hunter Beckman	7-12	5-6	5	4	19
Larry Garber	5-16	3-4	4	3	13
James Horton	3-9	2-2	2	3	8
Tim Weaver	0-0	0-0	1	1	0
Jerry Parrish	1-9	1-2	4	3	3
Don Randolph	0-0	2-2	0	1	2
Team Rebounds			15		
Totals	**28-71**	**27-34**	**45**	**25**	**83**
	.394	**.794**			

Technical Fouls: CU Bench (2), Chuck Officer (CU), Jerry Parrish (MSU).
Attendance: 6,500.

Team	1st	2nd	Total
Creighton	44	43	87
Memphis State	47	36	83

1962

Creighton (20-5)	**46**
#12 Cincinnati (26-2)	**66**

NCAA Tournament Second Round
March 16, 1962 — Ahearn Fieldhouse — Manhattan, Kan.

Defining Moment: Paul Silas had two fouls in the opening 90 seconds and was held to a career-low seven rebounds.
Key Stat: Creighton shot just 19 percent and had one field goal in the opening 13:30 of the second half.

CREIGHTON	fg-fga	ft-a	reb	pf	pts
Herb Millard	2-13	1-2	4	4	5
Pete McManamon	1-8	2-4	8	5	4
Paul Silas	3-14	9-12	7	4	15
Chuck Officer	2-9	0-0	1	1	4
James Bakos	2-14	3-4	12	5	7
J.L. Wagner	2-11	3-4	3	4	7
Carl Silvestrini	2-3	0-0	3	1	4
Team Rebounds			10		
Totals	**14-72**	**18-26**	**48**	**24**	**46**
	.194	**.692**			

#12 CINCINNATI	fg-fga	ft-a	reb	pf	pts
Ron Bonham	4-10	6-7	5	2	14
George Wilson	0-3	3-6	1	4	3
Paul Hogue	10-14	4-5	19	4	24
Tony Yates	0-7	2-3	5	1	2
Tom Thacker	5-8	2-3	13	1	12
Fred Dierking	1-3	0-0	2	1	2
Tom Siser	1-3	4-6	1	3	6
Dale Heidotting	0-1	0-2	1	1	0
Larry Shingleton	0-1	1-2	1	0	1
Jim Calhoun	1-1	0-0	1	0	2
Team Rebounds			10		
Totals	**22-51**	**22-34**	**59**	**17**	**66**
	.431	**.647**			

Officials: Rudy Maric, Roy Hale.
Technical Fouls: None. **Attendance:** 8,000.

Team	1st	2nd	Total
Creighton	18	28	46
#12 Cincinnati	29	37	66

1962

Creighton (21-5)	**63**
Texas Tech (19-8)	**61**

NCAA Tournament Consolation Round
March 17, 1962 — Ahearn Fieldhouse — Manhattan, Kan.

Defining Moment: Down two with 30 seconds left, Herb Millard hit two free throws to tie it. After a Texas Tech turnover, Pete McManamon hit a 20-footer with eight seconds left to win it.
Key Stat: Creighton's 21st win of the season was a record at the time.

CREIGHTON	fg-fga	ft-a	reb	pf	pts
Herb Millard	3-10	6-7	-	4	12
Pete McManamon	8-19	2-4	-	2	18
J.L. Wagner	2-7	1-1	-	3	5
Paul Silas	3-16	6-8	13	4	12
James Bakos	5-12	0-2	-	5	10
Chuck Officer	3-3	2-2	-	5	8
Carl Silvestrini	2-7	0-1	-	1	4
Jim Swassing	0-1	0-0	-	1	0
Totals	**24-75**	**15-24**	**-**	**23**	**63**
	.320	**.625**			

TEXAS TECH	fg-fga	ft-a	reb	pf	pts
Bobby Gindorf	1-3	0-0	-	5	2
Del Ray Mounts	6-16	12-14	-	1	24
Roger Hennig	4-7	2-4	-	4	10
Mac Percival	4-14	1-3	-	3	9
Harold Hudgens	5-11	2-5	-	5	12
Sid Wall	1-6	2-4	-	3	4
Mike Farley	0-1	0-1	-	0	0
Mickey Milton	0-0	0-0	-	0	0
Totals	**21-58**	**19-31**	**-**	**21**	**61**
	.362	**.613**			

Technical Fouls: CU Bench (1). **Attendance:** 8,000.

Team	1st	2nd	Total
Creighton	34	29	63
Texas Tech	30	31	61

1964 NCAA Tournament



Standing (l-r): Head Coach John J. "Red" McManus, Charlie Brown, Harry Forehand, Tom Potter, Fred Losch, Fritz Pointer, Chuck Officer, Mike Lyons, Bob Miles, Assistant Herb Millard, Business Manager Gene Duffy. Sitting (l-r): Student Manager Frank O'Donovan, Bill Pfalmer, Merril Smet, Loren James, Paul Silas, Elton McGriff, Jim Bakos, Tom Apke.

22-7 Overall, Independent

A CoSIDA First Team Academic All-American, Paul Silas was the Catholic Colleges Player of the Year and a Third Team All-American by both AP and UPI … Silas finished second nationally with 21.75 rebounds per game, just .05 behind the leader, but led the nation in total rebounds (631) for the third-straight season … Creighton's 22 wins established a then-school record and remains one of the best victory totals in school history … of the Jays' five regular season losses, three came against NCAA Tourney qualifiers; defending and eventual national champion UCLA, Oklahoma City and Providence; and Creighton defeated Arizona State and Utah State.



Left: Creighton's Paul Silas is one of five players in NCAA history to average 20 points and 20 rebounds for his career, joining Julius Erving, Bill Russell, Artis Gilmore and Kermit Washington.

Below: Red McManus ranks third in school history with 138 wins, and his national scheduling philosophy helped put Creighton on the map.



1964

Creighton (22-5)	**89**
Oklahoma City (15-11)	**78**

NCAA Tournament First Round
March 9, 1964 — Moody Coliseum — Dallas, Texas

Defining Moment: Creighton used a 7-0 run to take a 65-56 lead with 10:30 to play.
Key Stat: Paul Silas broke his own facility record with 27 rebounds.

CREIGHTON	fg-a	ft-a	reb	pf	pts
Fritz Pointer	10-21	3-3	7	3	23
Chuck Officer	1-10	1-1	7	0	3
Elton McGriff	10-15	5-8	10	5	25
Charlie Brown	4-12	1-1	0	2	9
Paul Silas	7-15	1-6	27	4	15
Harry Forehand	3-6	6-8	5	2	12
Bobby Miles	1-3	0-1	2	0	2
Tom Apke	0-3	0-0	4	3	0
Totals	**36-85**	**17-28**	**62**	**19**	**89**
	.424	**.607**			

OKLAHOMA CITY	fg-a	ft-a	reb	pf	pts
Jim Miller	2-6	2-3	2	4	6
Charley Hunter	4-9	1-1	1	3	9
Eddie Jackson	5-10	2-3	24	3	12
Bud Koper	9-18	8-11	4	2	26
Jerry Lee Wells	9-15	1-4	6	5	19
James Ware	1-4	0-3	5	0	2
Dick Bagby	2-4	0-0	2	0	4
Ray Snider	0-2	0-0	1	0	0
Dennis Harris	0-0	0-0	0	0	0
Totals	**32-68**	**14-25**	**45**	**17**	**78**
	.471	**.560**			

Technical Fouls: None.

Team	1st	2nd	Total
Creighton	47	42	89
Oklahoma City	38	40	78

1964

Creighton (22-6)	**68**
at #5 Wichita State (22-5)	**84**

NCAA Tournament Second Round
March 13, 1964 — Levitt Arena — Wichita, Kan.

Defining Moment: Seldom-used reserve Larry Nosich scored all his points during an 8-2 run that gave Wichita State a 65-56 lead.
Key Stat: All-American Dave Stallworth had 18 of his 22 points in the second-half, while also finishing with 23 rebounds on the night.

CREIGHTON	fg-a	ft-a	reb	pf	pts
Fritz Pointer	3-10	1-1	5	5	7
Chuck Officer	10-25	1-2	3	4	21
Elton McGriff	1-7	4-9	6	5	6
Charlie Brown	1-8	1-2	2	2	3
Paul Silas	5-12	12-15	17	2	22
Harry Forehand	1-2	0-0	0	2	2
Loren James	0-0	0-2	0	1	0
Bobby Miles	3-6	1-3	4	3	7
Tom Apke	0-1	0-1	3	4	0
Team Rebounds			9		
Totals	**24-71**	**20-35**	**49**	**28**	**68**
	.338	**.571**			

#5 WICHITA STATE	fg-a	ft-a	reb	pf	pts
Dave Stallworth	7-17	8-9	23	3	22
Nate Bowman	5-10	6-9	8	4	16
Dave Leach	3-5	8-10	3	3	14
Kelly Pete	4-7	3-4	7	5	11
John Criss	1-6	0-0	1	5	2
Vernon Smith	1-5	7-7	5	3	9
Larry Nosich	4-5	0-1	2	3	8
Gerald Davis	1-1	0-0	0	1	2
Donny Rowland	0-0	0-0	0	0	0
Gerald Reimond	0-0	0-1	1	0	0
Team Rebounds			2		
Totals	**26-56**	**32-41**	**52**	**27**	**84**
	.464	**.780**			

Technical Fouls: Davis (WSU). **Attendance:** 10,811.

Team	1st	2nd	Total
Creighton	28	40	68
#5 Wichita State	38	46	84

1964

Texas-El Paso (25-3)	**63**
Creighton (22-7)	**52**

NCAA Tournament Consolation Game
March 14, 1964 — Levitt Arena — Wichita, Kan.

Defining Moment: Down 47-43, Texas-El Paso put together a 10-0 run over four minutes to take the lead for good.
Key Stat: Texas-El Paso made 21-of-28 free throws, while CU hit just 8-of-16 shots from the charity stripe.

TEXAS-EL PASO	fg-fga	ft-a	reb	pf	pts
Orsten Artis	3-11	3-3	13	1	9
Steve Tredennick	0-1	0-0	0	1	0
Andy Stoglin	1-8	8-8	6	1	10
Harry Flournoy	0-2	2-3	4	3	2
Jim "Bad News" Barnes	6-15	3-4	10	5	15
Charles Banks	4-12	5-8	6	1	13
Bob Dibler	7-18	0-2	3	0	14
Team Rebounds			8		
Totals	**21-67**	**21-28**	**50**	**12**	**63**
	.313	**.750**			

CREIGHTON	fg-fga	ft-a	reb	pf	pts
Fritz Pointer	4-9	0-1	4	3	8
Chuck Officer	5-13	1-2	5	2	11
Elton McGriff	5-11	2-7	8	5	12
Charlie Brown	0-2	0-0	1	1	0
Paul Silas	6-15	2-3	13	5	14
Harry Forehand	2-8	1-1	6	0	5
Loren James	0-0	0-0	0	0	0
Bobby Miles	0-0	2-2	0	0	2
Tom Apke	0-2	0-0	2	3	0
Team Rebounds			10	1	
Totals	**22-60**	**8-16**	**49**	**20**	**52**
	.367	**.500**			

Officials: Rudy Marich, John Lloyd.
Technical Fouls: None. **Attendance:** 10,815.

Team	1st	2nd	Total
Texas-El Paso	26	37	63
Creighton	32	20	52

1974 NCAA Tournament

Standing (l-r): Assistant Tom Apke, Ted Wuebben, Ralph Bobik, Doug Brookins, Wayne Groves, Mike Heck, Daryl Heeke, Gene Harmon, Tom Anderson, Assistant Tom Brosnihan. Front Row (l-r): Richie Smith, Bimbo Pietro, Charles Butler, Head Coach Eddie Sutton, Jerry Massie, Brian Long, Dan Holt.

23-7 Overall, Independent

The first coach in NCAA history to guide four different schools to the NCAA Tournament, Eddie Sutton began that run with the 1973-74 Bluejays ... Creighton's 23 wins tied the 1921-22 squad's school record for victories in a season … the 23 wins would remain the school record until the 1990-91 team went 24-8 ... during the summer of 1973, the Bluejay basketball team played an exhibition tour in 10 Brazilian cities ... including their exhibition tour, the 1973-74 Bluejays played games on two continents (North America and South America) and in 13 states (Arizona, California, Colorado, Hawaii, Indiana, Illinois, Kansas, Missouri, Nebraska, Oklahoma, South Dakota, Texas and Wisconsin).



Eddie Sutton became the first coach to lead four schools to the NCAA Tournament, a run he started in 1974 at Creighton. Sutton retired from coaching after 2008 with an 806-329 career record, including an 82-50 mark at Creighton.

1974 — Texas (12-15) 61 / #19 Creighton (22-6) 77

NCAA Tournament First Round
March 9, 1974 — NTSU Coliseum — Denton, Texas

Defining Moment: Creighton used a 13-0 run to take a 68-57 lead with 3:22 left.
Key Stat: Ralph Bobik had 12 assists and was 3-for-3 from the field while directing the Creighton offense.

TEXAS	fg-a	ft-a	reb	pf	pts	ast	to	blk	stl	min
Ed Johnson	7-11	2-4	7	1	16	0	2	1	0	38
Dan Krueger	4-10	0-0	1	0	8	4	0	0	4	38
Harry Larrabee	7-12	1-1	4	1	15	2	0	0	1	38
Larry Robinson	10-25	0-0	8	5	20	2	8	2	0	38
Rich Parson	0-3	0-0	5	4	0	3	1	0	1	24
Chris Voegele	1-1	0-0	1	1	2	0	0	0	0	2
Hank Bauerschle	0-0	0-0	0	0	0	0	1	0	0	2
Bruce Baker	0-0	0-0	0	0	0	0	1	0	0	2
Tommy Weilert	0-0	0-0	0	1	0	0	1	0	0	5
Phillip Davis	0-1	0-0	0	0	0	0	0	0	1	2
Tyrone Johnson	0-0	0-0	1	2	0	2	2	1	0	9
James Price	0-0	0-0	0	0	0	0	0	0	0	2
Team Rebounds			6							
Totals	**29-63**	**3-5**	**33**	**15**	**61**	**13**	**16**	**4**	**7**	**200**
	.460	**.600**								

#19 CREIGHTON	fg-a	ft-a	reb	pf	pts	ast	to	blk	stl	min
Charles Butler	6-11	0-0	4	3	12	0	2	0	1	35
Doug Brookins	7-14	2-2	9	2	16	0	3	0	1	34
Ted Wuebben	5-10	1-2	2	1	11	3	0	0	2	24
Gene Harmon	11-17	0-0	6	2	22	2	2	1	0	35
Ralph Bobik	3-3	1-2	6	1	7	12	9	0	1	38
Bimbo Pietro	1-1	0-0	0	1	2	0	0	0	0	2
Jerry Massie	0-0	0-0	0	0	0	0	0	0	0	1
Tom Anderson	0-0	1-3	0	0	1	1	0	0	0	10
Richie Smith	0-1	0-0	0	0	0	1	0	0	0	5
Mike Heck	2-5	2-2	3	1	6	1	0	0	0	16
Team Rebounds			4							
Totals	**35-62**	**7-11**	**34**	**11**	**77**	**20**	**16**	**1**	**5**	**200**
	.565	**.636**								

Officials: Norm Van Arsdalen, George Strauthers.
Technical Fouls: None. **Attendance:** 6,750.

Team	1st	2nd	Total	1stFG%	2ndFG%	Total%	Deadball
Texas	35	26	61	.432	.500	.460	0
#19 Creighton	35	42	77	.552	.576	.565	0

1974 — #19 Creighton (22-7) 54 / #14 Kansas (22-6) 55

NCAA Tournament Second Round
March 14, 1974 — Mabee Center — Tulsa, Okla.

Defining Moment: Creighton led 54-53 with 1:21 left before KU's Tom Kivisto fed Tommie Smith for what turned out to be the game-winning lay-up.
Key Stat: Doug Brookins, who had 10 points and 15 rebounds for Creighton, did not score in the second half.

#19 CREIGHTON	fg-a	ft-a	reb	pf	pts	ast	to
Charles Butler	2-2	0-0	2	1	4	0	-
Doug Brookins	5-14	0-0	15	0	10	2	-
Gene Harmon	7-13	2-2	6	0	16	4	-
Ralph Bobik	2-7	4-5	1	2	8	10	-
Mike Heck	2-3	0-0	1	2	4	0	-
Tom Anderson	2-2	0-0	1	0	4	1	-
Richie Smith	1-1	0-0	0	0	2	1	-
Ted Wuebben	3-7	0-1	3	5	6	2	-
Team Rebounds			6				
Totals	**24-49**	**6-8**	**35**	**10**	**54**	**20**	**16**
	.490	**.750**					

#14 KANSAS	fg-a	ft-a	reb	pf	pts	ast	to
Norman Cook	4-7	3-4	7	1	11	3	-
Roger Morningstar	9-19	0-0	5	3	18	1	-
Dale Greenlee	2-8	0-1	4	1	4	3	-
Tom Kivisto	2-8	2-2	3	3	6	10	-
Danny Knight	1-4	0-0	1	0	2	2	-
Tommie Smith	2-3	0-0	1	1	4	0	-
Rick Suttle	5-13	0-0	6	2	10	0	-
Team Rebounds			4				
Totals	**25-62**	**5-7**	**31**	**11**	**55**	**19**	**-**
	.403	**.714**					

Officials: Crowley and Folsom.
Technical Fouls: CU Bench (1). **Attendance:** 10,575.

Team	1st	2nd	Total	1stFG%	2ndFG%	Total%
#19 Creighton	33	21	54	.593	.363	.490
#14 Kansas	30	25	55	-	-	.403

1974 — #19 Creighton (23-7) 80 / #16 Louisville (21-7) 71

NCAA Tournament Consolation Round
March 16, 1974 — Mabee Center — Tulsa, Okla.

Defining Moment: Gene Harmon, who missed a shot that could have given CU a late lead one day earlier, had a game-high 22 points and team-best eight rebounds.
Key Stat: Creighton made 53.2 percent of its shots from the floor and outrebounded Louisville by a 40-32 margin.

#19 CREIGHTON	fg-a	ft-a	reb	pf	pts	ast	to
Charles Butler	2-5	0-0	3	1	4	3	0
Doug Brookins	9-12	1-1	7	2	19	0	2
Gene Harmon	7-19	8-8	8	4	22	5	0
Ralph Bobik	2-7	0-1	3	4	4	8	2
Mike Heck	4-7	0-0	7	3	8	0	0
Bimbo Pietro	1-1	0-0	0	0	2	0	0
Jerry Massie	0-0	0-0	0	0	0	0	0
Tom Anderson	2-3	1-2	2	1	5	5	1
Richie Smith	1-2	0-0	2	2	2	1	0
Ted Wuebben	5-6	4-6	3	2	14	0	3
Team Rebounds			5				
Totals	**33-62**	**14-18**	**40**	**19**	**80**	**22**	**8**
	.532	**.778**					

#16 LOUISVILLE	fg-a	ft-a	reb	pf	pts	ast	to
Junior Bridgeman	5-13	3-5	8	1	13	6	0
Bill Butler	2-8	3-4	2	2	7	1	1
Allen Murphy	6-14	1-2	0	4	13	0	0
Terry Howard	3-4	3-3	1	3	9	3	1
Wesley Cox	3-6	2-2	8	4	8	0	3
Danny Brown	5-6	2-2	1	1	12	3	1
Jim Protenic	1-1	0-0	1	1	2	0	0
Tony Kinnaird	0-1	0-0	0	0	0	0	0
Stan Bunton	0-1	0-0	2	4	0	0	1
Jeff Wayne	0-0	0-0	1	0	0	0	2
Billy Harmon	0-0	0-0	0	1	0	0	0
Ike Whitfield	3-8	1-2	1	0	7	1	2
Team Rebounds			7				
Totals	**28-62**	**15-20**	**32**	**21**	**71**	**14**	**11**
	.452	**.750**					

Officials: Crowley and Folsom.
Technical Fouls: None. **Attendance:** 10,575.

Team	1st	2nd	Total
#19 Creighton	38	42	80
#16 Louisville	38	33	71

1975 NCAA Tournament



Standing (l-r): Assistant Tom Brosnihan, Assistant Gene Harmon, Tom Anderson, Rick Apke, Wayne Groves, Doug Brookins, Mike Heck, Russell Bland, Daryle Heeke, Tim McConnell, Cornell Smith, Head Coach Tom Apke, Assistant Mike Caruso. Sitting (l-r): Charles Butler, Brian Long, Randy Eccker, Bob Scrutchens, Paul Dinkins, Kevin Kuehl, Jerry Newell.

20-7 Overall, Independent

After scoring 24 points in the season-opener, junior center Mike Heck died in his sleep December 5 … senior center Doug Brookins finished fourth nationally with an .882 free throw percentage … the Bluejays lost to fourth-ranked Maryland at the NCAA Midwest Regional and also played in the Indiana Classic and the Far West Classic … senior guard Charles Butler shared the team's MVP award with Brookins and earned the Tim Powers Memorial Trophy … sophomore guard Daryl Heeke shared the team's Most Improved Player award with Cornell Smith after averaging 5.9 ppg … Smith averaged 9.1 points and 6.3 rebounds.

1975

Creighton (20-7)	**79**
#4 Maryland (22-6)	**83**

NCAA Tournament First Round

March 15, 1975 — Memorial Coliseum — Lubbock, Texas

Defining Moment: Maryland closed the first half on a 15-5 run and led 43-31 at the break.
Key Stat: Seniors Doug Brookins, Charles Butler and Tom Anderson had 56 of Creighton's 79 points.

CREIGHTON	fg-a	ft-a	reb	pf	pts	ast	to	blk	stl	min
Charles Butler	6-16	6-6	5	2	18	2	4	0	0	39
Cornell Smith	1-5	1-4	10	5	3	2	4	0	0	37
Tom Anderson	6-9	1-2	2	4	13	1	5	0	0	38
Doug Brookins	9-20	7-8	5	3	25	0	1	0	1	32
Daryle Heeke	6-11	2-3	2	5	14	1	2	0	1	32
Tim McConnell	1-1	0-0	0	0	2	0	0	0	0	3
Bob Scrutchens	0-1	0-0	0	1	0	0	0	0	0	3
Rick Apke	1-4	2-2	2	1	4	0	2	0	0	16
Team Rebounds			4							
Totals	**30-67**	**19-25**	**30**	**21**	**79**	**6**	**18**	**0**	**2**	**200**
	.448	**.760**								

#4 MARYLAND	fg-a	ft-a	reb	pf	pts	ast	to	blk	stl	min
John Lucas	9-15	1-2	3	2	19	2	5	0	0	40
Maurice Howard	7-11	2-3	2	5	16	1	5	0	1	32
Brad Davis	6-9	2-2	0	5	14	2	4	0	1	31
Tom Roy	3-3	0-0	7	5	6	1	1	2	0	26
Owen Brown	8-11	0-3	11	3	16	2	5	1	0	40
Steve Sheppard	3-6	4-5	7	3	10	0	2	0	0	25
Chris Patton	0-0	2-2	0	0	2	0	1	0	0	1
Bill Hahn	0-0	0-2	1	0	0	0	0	0	0	5
Team Rebounds			2							
Totals	**36-55**	**11-19**	**33**	**23**	**83**	**8**	**23**	**3**	**2**	**200**
	.655	**.579**								

Technical Fouls: Tom Anderson (CU). **Attendance:** 7,100.

Team	1st	2nd	Total
Creighton	31	48	79
#4 Maryland	43	40	83

1978 NCAA Tournament



Back Row (l-r): Kevin Kuehl, Paul Trieschman, Kevin McKenna, Dan Clausen, Head Coach Tom Apke, Assistant Mike Caruso. Middle Row (l-r): Manager LaRohn Latimer, Assistant Tom Brosnihan, John C. Johnson, Paul Dinkins, Randy Eccker, Manager Camilo Alba. Sitting (l-r): Dennis Rasmussen, Tim McConnell, Rick Apke, Bill Butrym, Jim Honz, David Wesely.

Missouri Valley Conference Champions
19-9 Overall, 12-4 MVC (1st)

After a 29-year absence, Creighton won the Missouri Valley Conference regular season and tournament titles in its first year back … the Jays clinched the regular season crown by defeating runner-up Southern Illinois, 62-56, in Carbondale on the last day of the regular season … Creighton earned a bye to the MVC Tournament championship game, where it downed Larry Bird's Indiana State squad, 54-52, for the third-straight time … Rick Apke hit a turn-around jumper from the top of the key in the final seconds to seal the title … Creighton then fell 80-78 to DePaul in the first round of the NCAA Tournament at Wichita State.

1978

Creighton (19-9)	**78**
#4 DePaul (26-2)	**80**

NCAA Tournament First Round

March 12, 1978 — Levitt Arena — Wichita, Kan.

Defining Moment: Creighton led by 20 after 17 minutes, but could not hold on against a red-hot DePaul team that shot 76.9 percent in the second half.
Key Stat: Creighton had 31 assists on 36 baskets, including 20-of-21 first-half buckets.

CREIGHTON	fg-a	ft-a	reb	pf	pts	ast	to	blk	stl
Rick Apke	7-16	0-0	4	3	14	8	3	0	1
David Wesely	7-10	0-0	8	3	14	4	1	0	2
Randy Eccker	5-8	3-6	2	3	13	9	1	0	2
John C. Johnson	2-3	1-2	1	1	5	1	5	0	0
Kevin McKenna	8-9	2-2	1	3	18	6	5	0	2
Kevin Kuehl	5-7	0-1	5	2	10	2	5	0	0
Tim McConnell	2-3	0-0	2	1	4	1	0	0	0
Team Rebounds			7						
Totals	**36-56**	**6-11**	**30**	**16**	**78**	**31**	**20**	**0**	**7**
	.643	**.545**							

#4 DEPAUL	fg-a	ft-a	reb	pf	pts	ast	to	blk	stl
Joe Ponsetto	4-9	2-2	7	2	10	4	3	1	0
Dave Corzine	9-14	1-2	11	2	19	2	4	1	1
Curtis Watkins	7-10	0-1	3	5	14	2	1	0	2
Randy Ramsey	7-12	1-1	3	3	15	5	0	1	3
Gary Garland	7-13	6-7	2	3	20	7	3	0	4
Clyde Bradshaw	0-2	0-0	0	2	0	0	1	0	0
William Dise	0-5	2-4	3	0	2	1	0	0	1
Team Rebounds			2						
Totals	**34-65**	**12-17**	**31**	**17**	**80**	**21**	**12**	**3**	**11**
	.523	**.706**							

Technical Fouls: None. **Attendance:** 10,582.

Team	1st	2nd	Total	1stFG%	2ndFG%	Total%
Creighton	48	30	78	.724	.556	.643
#4 DePaul	34	46	80	.359	.769	.523

1981 NCAA Tournament



Standing (l-r): Head Coach Tom Apke, Assistant Tom Brosnihan, John Berigan, Tony Pruitt, Daryl Stovall, Alex Stivrins, Michael Johnson, Mark Jones, Assistant Mike Caruso. Kneeling (l-r): Paul Trieschman, Kevin Ross, Jim Honz, George Morrow, Joe Bresnahan, Richard Bates, Kevin McKenna.

21-9 Overall, 11-5 MVC (Tie-2nd)

After beating Indiana State and Tulsa at home in MVC Tournament preliminary games, the Bluejays gained an automatic berth into the NCAA Tournament by downing Antoine Carr and Cliff Levingston's Wichita State team in the Valley Tournament championship game at Levitt Arena in Wichita, Kan. … playing at Dayton Arena in Dayton, Ohio, Creighton dropped its third-straight first-round NCAA Tournament contest by falling, 59-57, to Saint Joseph's (Pa.) … George Morrow earned First Team All-MVC honors, while Kevin McKenna was tabbed for the Second Team.

1981

Saint Joseph's (23-7)	**59**
Creighton (21-9)	**57**

NCAA Tournament First Round
March 12, 1981 — Univ. of Dayton Arena — Dayton, Ohio

Defining Moment: Freshman center Tony Costner sank two free throws with three seconds left to lift the Hawks to victory.
Key Stat: Creighton led 50-44 with 7:42 left but did not make another field goal until 1:10 remained.

SAINT JOSEPH'S	fg-a	ft-a	reb	pf	pts	ast	to	blk	stl	min
Marcellus Williams	2-5	3-4	5	4	7	1	1	2	0	25
John Smith	8-11	4-5	10	4	20	3	2	0	0	37
Tony Costner	8-10	2-2	11	4	18	3	3	0	1	38
Jeffrey Clark	0-2	2-2	1	2	2	3	4	0	3	25
Bryan Warrick	4-15	0-3	5	2	8	6	1	0	2	32
Bill Mitchell	0-1	0-0	0	1	0	0	0	0	0	23
Lonnie McFarlan	2-9	0-0	2	1	4	2	3	0	1	17
Steve Kearney	0-0	0-0	0	1	0	0	0	0	0	3
Team Rebounds			5							
Totals	**24-53**	**11-16**	**39**	**19**	**59**	**18**	**14**	**2**	**7**	**200**
	.453	**.688**								

CREIGHTON	fg-a	ft-a	reb	pf	pts	ast	to	blk	stl	min
Alex Stivrins	1-4	0-0	2	2	2	2	2	0	0	32
Daryl Stovall	3-9	0-0	4	1	6	3	0	2	0	36
George Morrow	4-12	9-10	14	5	17	2	5	1	0	39
Tony Pruitt	4-9	3-4	1	2	11	3	3	0	0	34
Kevin McKenna	7-13	4-4	4	4	18	2	3	0	0	38
Paul Trieschman	0-0	2-2	0	1	2	0	0	0	0	8
Kevin Ross	0-2	1-2	2	1	1	1	0	0	0	13
Team Rebounds			1							
Totals	**19-49**	**19-22**	**28**	**16**	**57**	**13**	**13**	**3**	**0**	**200**
	.388	**.864**								

Officials: Hank Nichols, George Solomon, Willie Medhuesen.
Technical Fouls: None. **Attendance:** 13,252.

Team	1st	2nd	Total	1stFG%	2ndFG%	Total%	Deadball
Saint Joseph's	24	35	59	.379	.542	.453	3
Creighton	25	32	57	.333	.440	.388	0

1989 NCAA Tournament



Standing (l-r): Lisa Gordy, Dr. Lee C. Bevilacqua, Latrell Wrightsell, Troy Bell, Bob Harstad, Todd Eisner, Bill O'Dowd, Chad Gallagher, Tony Ball, Matt Roggenburk, Chris Rodgers, Porter Moser, Kevin Johnson, Ed Molitor. Sitting (l-r): Kevin Hurley, James Farr, Rick Johnson, Brad Dunn, Tony Barone, Dick Fick, Reggie Morris, Duan Cole, Wayne Wagner.

Missouri Valley Conference Champions
20-11 Overall, 11-3 MVC (1st)

Picked to finish seventh in the preseason, the Bluejays opened 5-0 in MVC play and rolled to their first regular season crown since 1977-78 … the Bluejays went on to win the MVC Tourney, downing Southern Illinois, 79-77, in the title game … despite holding a 39-37 halftime lead against Missouri in the first round of the NCAA Tournament in Dallas, the Tigers outscored Creighton 24-7 down the stretch to oust the Bluejays … head coach Tony Barone was voted Coach of the Year by both the MVC and District 12 … James Farr, Chad Gallagher and Bob Harstad all earned First Team All-MVC honors and Gallagher was voted the MVP of the league tournament ... Farr also received Second-Team UPI Small All-America accolades.

1989

Creighton (20-11)	**69**
#6 Missouri (28-7)	**85**

NCAA Tournament First Round
March 17, 1989 — Reunion Arena — Dallas, Texas

Defining Moment: Missouri shot 57.6 percent after intermission, outscoring Creighton 48-30 in the second half en route to victory.
Key Stat: Byron Irvin had a game-high 25 points and team-best five assists to help Missouri to the win.

CREIGHTON	fg-a	3fg-a	ft-a	reb	pf	pts	ast	to	blk	stl	min
Porter Moser	2-4	1-1	1-1	0	3	6	0	2	0	1	13
Bob Harstad	3-11	0-0	1-2	5	3	7	0	1	0	0	23
Chad Gallagher	11-16	0-0	0-0	8	2	22	0	0	1	1	39
James Farr	5-11	2-5	0-0	5	2	12	5	2	0	0	40
Todd Eisner	4-7	3-6	0-0	3	5	11	9	6	0	1	29
Kevin Johnson	0-1	0-1	0-0	0	0	0	0	0	0	0	1
Ed Molitor	0-0	0-0	0-0	0	0	0	0	0	0	0	1
Tony Ball	0-0	0-0	0-0	2	0	0	0	0	0	0	1
Matt Roggenburk	2-8	1-5	0-0	2	2	5	2	2	1	1	33
Latrell Wrightsell	0-0	0-0	0-0	0	1	0	1	0	0	0	1
Troy Bell	1-3	0-0	4-4	3	1	6	2	0	0	0	17
Bill O'Dowd	0-1	0-0	0-0	1	1	0	0	0	0	0	1
Dave Mohr	0-0	0-0	0-0	0	0	0	0	0	0	0	1
Totals	**28-62**	**7-18**	**6-7**	**29**	**20**	**69**	**19**	**13**	**2**	**4**	**200**
	.452	**.389**	**.857**								

#6 MISSOURI	fg-a	3fg-a	ft-a	reb	pf	pts	ast	to	blk	stl	min
Doug Smith	7-13	1-1	3-4	5	2	18	1	0	1	0	25
Mike Sandbothe	0-3	0-0	0-0	5	4	0	2	1	0	0	20
Gary Leonard	5-8	0-0	0-1	6	2	10	0	2	3	2	28
Lee Coward	6-11	2-5	1-2	5	0	15	4	2	0	0	34
Byron Irvin	9-15	2-4	5-6	4	0	25	5	3	0	1	38
Nathan Buntin	1-2	0-1	0-0	2	0	2	0	0	0	0	7
Greg Church	5-8	0-0	3-5	5	2	13	0	2	1	0	24
Anthony Peeler	0-4	0-0	2-2	2	1	2	2	0	1	0	24
Team Rebounds			4								
Totals	**33-64**	**5-11**	**14-20**	**38**	**11**	**85**	**14**	**10**	**6**	**3**	**200**
	.516	**.455**	**.700**								

Officials: Clougherty, Samford, Stupin. **Technical Fouls:** None.

Team	1st	2nd	Total	1stFG%	2ndFG%	Total%	Deadball
Creighton	39	30	69	.577	.361	.452	3
#6 Missouri	37	48	85	.452	.576	.516	2

1991 NCAA Tournament

Standing (l-r): Chris Rodgers, Bob Harstad, Todd Geyer, Jerry Vanderheydt, Bill O'Dowd, Chad Gallagher, Darin Plautz. Sitting (l-r): Duan Cole, Johnnie Williams, Todd Eisner, Latrell Wrightsell, Matt Petty, Dennis Halligan, Greg Everett and Derek Bain.

Missouri Valley Conference Champions
24-8 Overall, 12-4 MVC (1st)

The 1990-91 Bluejays won a then school-record 24 games, while becoming the first team in school history to win at least 20 games in three straight years … the Bluejays rode an eight-game winning streak to a one-game victory in the Valley regular season race, as well as the MVC Tournament title and a victory against New Mexico State in the first round of the NCAA Tournament in Salt Lake City, Utah … Seton Hall then ended Creighton's run in the second round with an 81-69 victory against the Bluejays … senior center Chad Gallagher was named the MVC's Most Valuable Player and was joined on the First Team by senior forward Bob Harstad … the "Dynamic Duo," Harstad and Gallagher ended their playing careers as the top two scorers in school history.



Creighton's five-man senior class included Chad Gallagher (back left), Todd Eisner (back middle), Bill O'Dowd (back right), Darin Plautz (front left) and Bob Harstad (front right).

1991

Creighton (24-7)	**64**
#15 New Mexico State (23-6)	**56**

NCAA Tournament First Round

March 14, 1991 — Huntsman Center — Salt Lake City, Utah

Defining Moment: Twin towers Bob Harstad and Chad Gallagher combined for 31 points, 30 rebounds and four blocked shots, helping CU outrebound the Aggies 45-37.

Key Stats: Creighton held New Mexico State to 30.8 percent shooting from the field, including a 21.9 percent mark in the first half. Creighton's 24th win was a school-record at the time.

CREIGHTON	fg-a	3fg-a	ft-a	reb	pf	pts	ast	to	blk	stl	min
Bob Harstad	5-11	0-0	3-6	16	3	13	1	4	0	1	37
Darin Plautz	0-1	0-1	0-0	3	1	0	3	0	2	0	12
Chad Gallagher	9-17	0-0	0-0	14	2	18	0	1	4	1	37
Matt Petty	1-2	1-2	0-0	1	0	3	1	1	0	0	16
Duan Cole	6-12	3-4	2-2	1	1	17	4	3	0	2	37
Todd Eisner	1-9	1-8	2-2	1	4	5	4	3	0	2	32
Latrell Wrightsell	1-3	0-0	6-8	6	0	8	7	1	0	2	27
Chris Rodgers	0-1	0-0	0-0	0	1	0	0	0	0	0	2
Team Rebounds				3							
Totals	**23-56**	**5-15**	**13-18**	**45**	**12**	**64**	**20**	**13**	**6**	**8**	**200**
	.411	**.333**	**.722**								

#15 NEW MEXICO ST.	fg-a	3fg-a	ft-a	reb	pf	pts	ast	to	blk	stl	min
Reggie Jordan	2-7	0-0	1-2	3	3	5	2	0	0	1	25
Tracy Mare	3-8	0-0	0-0	13	2	6	0	0	2	1	33
Michael New	4-10	1-2	0-1	9	1	9	1	6	1	0	37
Randy Brown	3-7	1-2	5-6	3	5	12	4	2	1	1	30
William Benjamin	2-9	1-3	0-0	1	2	5	5	2	0	2	32
Terry Bennett	3-13	3-11	0-0	0	1	9	0	0	0	0	13
Ron Putzi	2-7	2-6	0-0	0	1	6	0	2	1	0	16
Chris Hickman	1-4	0-0	2-2	6	4	4	0	2	1	0	14
Team Rebounds				2							
Totals	**20-65**	**8-24**	**8-11**	**37**	**19**	**56**	**12**	**14**	**6**	**5**	**200**
	.308	**.333**	**.727**								

Officials: Burr, Shapiro, Howell.
Technical Fouls: None. **Attendance:** 12,276.

Team	1st	2nd	Total	1stFG%	2ndFG%	Total%	Deadball
Creighton	24	40	64	.345	.481	.411	3
#15 New Mexico St.	19	37	56	.219	.394	.308	1

1991

Creighton (24-8)	**69**
#13 Seton Hall (24-8)	**81**

NCAA Tournament Second Round

March 16, 1991 — Huntsman Center — Salt Lake City, Utah

Defining Moment: Terry Dehere had 28 points on 12-of-18 shooting in 32 minutes of play for Seton Hall.

Key Stat: Seton Hall shot 64.3 percent in the second half, outscoring CU 50-37 after break.

CREIGHTON	fg-a	3fg-a	ft-a	reb	pf	pts	ast	to	blk	stl	min
Bob Harstad	6-16	0-0	1-3	8	3	13	0	1	0	0	34
Darin Plautz	2-8	1-5	2-2	7	2	7	4	3	1	1	31
Chad Gallagher	8-16	1-2	0-0	12	1	17	4	3	2	0	38
Matt Petty	3-9	3-7	0-0	3	4	9	3	3	0	0	17
Duan Cole	2-3	1-2	2-2	0	2	7	0	3	0	0	27
Johnnie Williams	0-0	0-0	0-0	0	0	0	0	0	0	0	2
Todd Eisner	2-3	2-3	0-0	0	2	6	0	2	0	0	11
Latrell Wrightsell	3-8	1-2	3-4	1	3	10	9	2	0	1	34
Bill O'Dowd	0-0	0-0	0-0	0	2	0	0	0	0	0	2
Chris Rodgers	0-1	0-0	0-0	2	0	0	0	0	0	0	4
Team Rebounds				2							
Totals	**26-64**	**9-21**	**8-11**	**35**	**19**	**69**	**20**	**17**	**3**	**2**	**200**
	.406	**.429**	**.727**								

#13 SETON HALL	fg-a	3fg-a	ft-a	reb	pf	pts	ast	to	blk	stl	min
Gordon Winchester	6-9	0-0	0-0	5	2	12	4	4	0	0	31
Arturas Karnishovas	1-3	0-2	4-4	5	3	6	4	0	0	1	23
Anthony Avent	7-15	0-0	3-6	11	0	17	3	2	3	2	30
Oliver Taylor	4-7	1-3	0-0	1	2	9	3	1	0	2	25
Terry Dehere	12-18	4-7	0-1	3	2	28	0	2	0	2	32
Bryan Caver	2-3	0-1	3-6	2	0	7	3	1	2	0	19
Daryl Crist	0-0	0-0	0-1	0	0	0	0	1	0	0	4
Jerry Walker	0-3	0-0	2-2	7	4	2	2	1	3	1	22
Assaf Barnes	0-0	0-0	0-0	1	1	0	0	2	1	0	11
Chris Davis	0-1	0-0	0-0	0	1	0	0	1	1	0	3
Team Rebounds				2							
Totals	**32-59**	**5-13**	**12-20**	**37**	**15**	**81**	**19**	**15**	**10**	**8**	**200**
	.542	**.385**	**.600**								

Officials: Tanner, Herring, Pattillo.
Technical Fouls: None. **Attendance:** 14,869.

Team	1st	2nd	Total	1stFG%	2ndFG%	Total%	Deadball
Creighton	32	37	69	.423	.395	.406	1
#13 Seton Hall	31	50	81	.452	.643	.542	3

1999 NCAA Tournament



Standing (l-r): Justin Haynes, John Klein, Donnie Johnson, Alan Huss, Doug Swenson, Nerijus Karlikanovas, Rodney Buford, Cliff Bates, Matt West. Sitting (l-r): Dan Kolder, Jason Ourada, Corie Brandon, Ryan Sears, Ben Walker.

Missouri Valley Conference Champions
22-9 Overall, 11-7 MVC (Tie-2nd)

Led by senior Rodney Buford, who became the school's all-time leading scorer with 2,116 points, the Bluejays won their fifth MVC tourney title to secure a spot in the NCAA Tournament, where 10th-seeded Creighton defeated No. 7 Louisville, 62-58, in the first round of the South Region … an early 6-0 start was highlighted by a 75-73 win at Iowa, the Hawkeyes' lone setback in their first 14 games … Dana Altman became just the third coach in the MVC's 92-year history to have led his team to an improved overall record five straight years … Buford became just the third player in league history to be named to the All-MVC squad in four seasons … he was also named Honorable Mention All-America by the AP … senior Doug Swenson would be named to the MVC All-Defensive Team, as well as Honorable Mention All-Valley … sophomore Ryan Sears joined Swenson on the Honorable Mention squad.

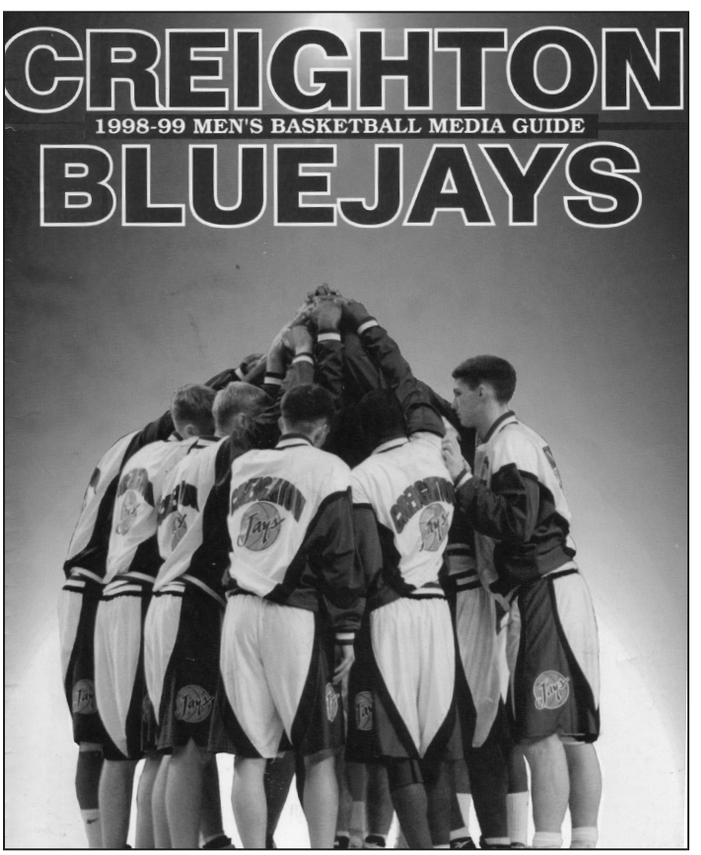

Creighton's 1999 team started a program-record streak of five consecutive NCAA Tournament appearances.

1999 — Creighton (22-8) 62 / Louisville (19-11) 58

NCAA Tournament First Round
March 11, 1999 — Orlando Arena — Orlando, Fla.

Defining Moment: Ben Walker's three-pointer with 3:05 left gave Creighton its first lead of the game at 49-47. A trey by Rodney Buford with 2:13 remaining gave CU the lead for good at 52-49.
Key Stat: Creighton made 13-of-14 free throw attempts for the game, including 10-of-10 in the final 92 seconds to ice the win.

CREIGHTON	fg-a	3fg-a	ft-a	reb	pf	pts	ast	to	blk	stl	min
Rodney Buford	6-21	1-6	0-0	8	2	13	1	3	0	5	37
Donnie Johnson	3-3	0-0	0-0	4	2	6	0	0	0	0	19
Doug Swenson	4-5	0-0	3-3	2	2	11	0	4	0	1	25
Ben Walker	5-12	1-1	5-5	5	4	16	1	3	0	0	27
Ryan Sears	1-3	0-2	4-4	3	1	6	7	4	0	3	39
Corie Brandon	0-4	0-3	1-2	1	1	1	0	1	0	1	16
Justin Haynes	0-1	0-0	0-0	0	0	0	0	0	0	0	4
Nerijus Karlikanovas	4-5	1-2	0-0	7	0	9	0	1	0	0	32
Team Rebounds				1							
Totals	**23-54**	**3-14**	**13-14**	**31**	**12**	**62**	**9**	**16**	**0**	**10**	**199**
	.426	**.214**	**.929**								

LOUISVILLE	fg-a	3fg-a	ft-a	reb	pf	pts	ast	to	blk	stl	min
Tony Williams	8-14	3-6	2-3	4	1	21	2	7	0	1	32
Nate Johnson	7-11	0-1	0-0	0	4	14	2	1	2	2	32
Alex Sanders	1-5	1-3	0-0	7	3	3	1	2	0	0	26
Marques Maybin	4-7	0-1	0-0	6	4	8	5	6	0	3	32
Cameron Murray	1-5	0-1	2-3	1	3	4	3	3	0	2	37
Eric Johnson	1-4	1-3	0-0	5	3	3	1	1	0	0	16
Dion Edward	1-1	0-0	1-2	2	0	3	0	1	0	2	15
Kevin Smiley	1-2	0-0	0-1	2	0	2	1	0	0	0	10
Team Rebounds				3							
Totals	**24-49**	**5-15**	**5-9**	**30**	**18**	**58**	**15**	**21**	**2**	**10**	**200**
	.490	**.333**	**.556**								

Officials: Bob Donato, Raymond Perone, Andy Rios.
Technical Fouls: None. **Attendance:** 10,032.

Team	1st	2nd	Total	1stFG%	2ndFG%	Total%	Deadball
Creighton	23	39	62	.379	.480	.426	0
Louisville	31	27	58	.500	.478	.490	
0							

1999 — Creighton (22-9) 63 / #5 Maryland (28-5) 75

NCAA Tournament Second Round
March 13, 1999 — Orlando Arena — Orlando, Fla.

Defining Moment: Creighton trailed 67-57 with 5:05 left but missed their next five field goal attempts and had two turnovers as Maryland built up its lead.
Key Stat: Rodney Buford had 13 points in his final game to become Creighton's all-time leading scorer.

CREIGHTON	fg-a	3fg-a	ft-a	reb	pf	pts	ast	to	blk	stl	min
Rodney Buford	5-17	1-6	2-2	6	4	13	2	0	1	1	33
Donnie Johnson	4-6	0-0	5-10	5	3	13	0	2	1	0	19
Doug Swenson	2-5	0-1	1-2	5	5	5	1	3	3	1	23
Ben Walker	6-7	3-4	0-0	4	5	15	1	4	0	0	25
Ryan Sears	1-9	1-8	0-0	2	2	3	7	2	0	5	37
Corie Brandon	1-8	1-6	6-6	2	2	9	4	3	0	6	28
Dan Kolder	0-0	0-0	0-0	0	0	0	0	0	0	0	0+
Cliff Bates	0-0	0-0	0-0	0	0	0	0	0	0	0	0+
John Klein	0-0	0-0	0-0	0	0	0	0	0	0	0	0+
Alan Huss	0-0	0-0	0-0	0	0	0	0	0	0	0	0+
Justin Haynes	0-0	0-0	0-0	3	2	0	0	1	0	0	8
Nerijus Karlikanovas	2-9	1-7	0-0	1	0	5	0	4	0	1	27
Team Rebounds				4							
Totals	**21-61**	**7-32**	**14-20**	**32**	**23**	**63**	**15**	**19**	**5**	**14**	**200**
	.344	**.219**	**.700**								

#5 MARYLAND	fg-a	3fg-a	ft-a	reb	pf	pts	ast	to	blk	stl	min
Laron Profit	1-11	0-2	4-4	2	3	6	2	2	0	0	32
Terrence Morris	6-11	1-4	7-8	12	3	20	5	4	3	2	36
Lonny Baxter	6-9	0-0	4-7	4	4	16	0	0	0	0	14
Terrell Stokes	1-2	1-1	0-0	5	3	3	3	4	0	2	31
Steve Francis	5-10	1-2	7-9	13	2	18	2	7	1	4	36
Juan Dixon	3-5	1-2	0-0	1	1	7	0	0	0	0	13
Danny Miller	1-6	0-2	2-2	4	3	4	1	4	0	3	24
Mike Mardesich	0-2	0-0	1-2	3	2	1	0	2	1	0	14
Team Rebounds				4							
Totals	**23-56**	**4-13**	**25-32**	**48**	**21**	**75**	**13**	**23**	**5**	**11**	**200**
	.411	**.308**	**.781**								

Officials: Bob Donato, Ed Hightower, Tom Eades.
Technical Fouls: None. **Attendance:** 14,959.

Team	1st	2nd	Total	1stFG%	2ndFG%	Total%	Deadball
Creighton	32	31	63	.379	.313	.344	4
#5 Maryland	45	30	75	.412	.409	.411	2

2000 NCAA Tournament



Standing (l-r): Justin Haynes, Michael Lindeman, Kyle Korver, Joe Dabbert, Livan Pyfrom, Alan Huss, Donnie Johnson, Mike Grimes, John Klein. Sitting (l-r): Ryan Sears, Brett Angner, Dan Kolder, Matt West, Terrell Taylor, Ben Walker, Jevin Budde.

Missouri Valley Conference Champions
23-10 Overall, 11-7 MVC (4th)

The Bluejays won their first nine games of the season, and then won nine of their final 12 regular-season games, to earn their second straight automatic berth into the NCAA Tournament … the Bluejays were the 10th seed at the NCAA Midwest Regional, where they lost to seventh-seeded Auburn, 72-69 … Creighton set an MVC record with 289 treys on the season and finished second in the nation in three-point field goal percentage (.416) … five Bluejay players were among the league's top seven for three-point accuracy … guards Ryan Sears and Ben Walker were both named Second Team All-MVC and were on the All-MVC Tournament team … Sears also earned MVP honors at the league tournament … Kyle Korver and Terrell Taylor were both named to the MVC's All-Newcomer, All-Bench and All-Freshman teams.

2000 — Creighton (23-10) 69 — #24 Auburn (24-9) 72

NCAA Tournament First Round

March 16, 2000 — H.H.H. Metrodome — Minneapolis, Minn.

Defining Moment: Creighton trailed 72-63 with 12.8 seconds left when Auburn inserted manager Jimbo Tolbert. Creighton made back-to-back three-pointers to claw within three, only to have a game-tying trey by Ben Walker blocked at the buzzer.

Key Stat: Creighton had 18 fouls to Auburn's nine, and hit just 3-of-7 at the free-throw line.

CREIGHTON	fg-a	3fg-a	ft-a	reb	pf	pts	ast	to	blk	stl	min
Matt West	1-3	1-2	0-0	1	0	3	0	0	0	0	22
Donnie Johnson	2-6	0-0	0-0	0	4	4	2	2	0	2	18
Alan Huss	1-6	0-1	0-0	5	2	2	2	0	0	0	21
Ben Walker	6-13	1-3	0-0	5	1	13	0	1	0	1	32
Ryan Sears	6-12	4-10	2-5	4	2	18	8	0	0	2	38
Dan Kolder	0-0	0-0	0-0	0	0	0	0	0	0	0	1
Terrell Taylor	4-6	3-5	0-0	1	4	11	1	1	1	0	14
Kyle Korver	4-13	2-10	0-0	2	1	10	3	0	1	2	28
Livan Pyfrom	1-2	0-0	1-2	1	1	3	0	1	0	1	9
Justin Haynes	2-4	1-1	0-0	4	3	5	0	1	1	0	17
Team Rebounds				6							
Totals	**27-65**	**12-32**	**3-7**	**29**	**18**	**69**	**16**	**6**	**3**	**8**	**200**
	.415	**.375**	**.429**								

#24 AUBURN	fg-a	3fg-a	ft-a	reb	pf	pts	ast	to	blk	stl	min
Mack McGadney	6-11	2-4	1-3	3	1	15	2	0	1	0	33
Mamadou N'Diaye	4-5	0-0	7-9	11	1	15	2	1	2	1	32
Jay Heard	2-4	2-3	0-0	1	1	6	0	1	1	0	14
Daymeon Fishback	6-9	4-5	0-0	6	1	16	1	3	0	0	32
Doc Robinson	3-10	1-3	2-2	6	2	9	6	1	0	0	33
Marquis Daniels	2-4	1-2	0-1	0	0	5	0	3	0	0	14
Scott Pohlman	2-7	1-4	1-1	2	2	6	1	3	0	0	26
Reggie Sharp	0-0	0-0	0-0	4	1	0	0	1	0	0	16
Jimbo Tolbert	0-0	0-0	0-0	0	0	0	0	1	0	0	0+
Team Rebounds				5				1			
Totals	**25-50**	**11-21**	**11-16**	**38**	**9**	**72**	**12**	**15**	**4**	**1**	**200**
	.500	**.524**	**.688**								

Officials: Donnee Gray, Reggie Greenwood, Andy Rios.
Technical Fouls: None. **Attendance:** 22,013.

Team	1st	2nd	Total	1stFG%	2ndFG%	Total%	Deadball
Creighton	25	44	69	.345	.472	.415	2
#24 Auburn	40	32	72	.615	.375	.500	3

2001 NCAA Tournament



Standing (l-r): Justin Haynes, Mike Grimes, Alan Huss, Livan Pyfrom, Joe Dabbert, Kyle Korver, Michael Lindeman. Sitting (l-r): John Klein, Brett Angner, Ben Walker, Ryan Sears, Terrell Taylor, Ismael Caro.

Missouri Valley Conference Champions
24-8 Overall, 14-4 MVC (1st)

With All-MVC guards Ben Walker and Ryan Sears returning for their fourth season in the backcourt, the Bluejays were the consensus favorite to win the conference title ... the win at Nebraska was Creighton's first in Lincoln since 1932 … the Bluejays won their final 10 regular season games and made it 11 straight with a first-round win against Missouri State at the State Farm MVC Tournament … Creighton's RPI of 23 was strong enough to help it earn an at-large berth …the 10th-seeded Bluejays dropped a 69-56 decision to No. 7 seed Iowa … Sears set new school records for career assists (570) and steals (283), the latter of which is also an MVC record, to earn First Team All-MVC honors … Walker and Kyle Korver were named Second Team All-MVC … Korver made 100 three-pointers and led the team in scoring (14.6 ppg) … Dana Altman was named the Rawlings MVC Coach of the Year.

2001 — Creighton (24-8) 56 — #24 Iowa (23-11) 69

NCAA Tournament First Round

March 15, 2001 — Nassau Coliseum — Uniondale, N.Y.

Defining Moment: After Creighton opened the second half with a 12-0 run, Iowa answered with a 26-8 spurt to put the game away.

Key Stat: Creighton made just 1-of-15 three-point shots after intermission.

CREIGHTON	fg-a	3fg-a	ft-a	reb	pf	pts	ast	to	blk	stl	min
Terrell Taylor	3-8	1-5	0-0	2	2	7	2	1	0	0	25
Kyle Korver	2-13	2-13	4-5	7	4	10	1	2	1	0	34
Alan Huss	3-3	0-0	0-0	1	5	6	1	1	1	0	15
Ben Walker	5-13	0-3	1-1	9	4	11	1	2	0	1	30
Ryan Sears	3-11	2-7	0-0	0	3	8	4	3	0	2	40
Ismael Caro	0-1	0-0	0-0	1	0	0	0	0	0	0	4
Brett Angner	0-1	0-0	0-0	0	1	0	0	0	0	0	1
Joe Dabbert	0-0	0-0	0-0	0	0	0	0	0	0	0	1
Michael Lindeman	1-1	0-0	0-0	4	3	2	1	0	0	0	1
John Klein	0-0	0-0	0-0	0	2	0	0	0	0	0	7
Livan Pyfrom	4-8	0-0	3-4	7	1	11	1	2	1	0	21
Mike Grimes	0-4	0-0	1-2	3	1	1	0	1	0	0	3
Justin Haynes	0-0	0-0	0-0	0	2	0	0	0	0	0	5
Team Rebounds				3	2						
Totals	**21-63**	**5-28**	**9-12**	**37**	**28**	**56**	**11**	**12**	**3**	**3**	**200**
	.333	**.179**	**.750**								

#24 IOWA	fg-a	3fg-a	ft-a	reb	pf	pts	ast	to	blk	stl	min
Glen Worley	3-6	0-0	6-6	4	5	12	0	4	0	0	30
Duez Henderson	5-7	2-3	4-5	4	1	16	0	2	1	0	36
Reggie Evans	3-8	0-0	13-15	7	3	19	1	4	0	0	30
Brody Boyd	1-5	0-3	1-2	3	0	3	3	0	0	1	29
Dean Oliver	5-17	1-5	4-5	6	1	15	4	1	0	2	39
Jared Reiner	0-1	0-0	0-0	1	1	0	0	0	0	0	4
Rod Thompson	0-1	0-0	0-0	1	1	0	0	2	0	0	4
Kyle Galloway	0-0	0-0	2-2	1	0	2	0	0	0	0	3
Jason Smith	0-0	0-0	0-0	3	1	0	0	0	0	0	15
Cortney Smith	0-0	0-0	0-0	1	1	0	0	0	0	0	2
Sean Sonderleiter	1-1	0-0	0-0	1	1	2	0	0	1	0	8
Team Rebounds				6							
Totals	**18-46**	**3-11**	**30-35**	**38**	**15**	**69**	**8**	**13**	**2**	**3**	**200**
	.391	**.273**	**.857**								

Officials: Mike Kitts, Jim Stupin, Terry Wymer. **Technical Fouls:** None. **Attendance:** 9,086.

Team	1st	2nd	Total	1stFG%	2ndFG%	Total%	Deadball
Creighton	30	26	56	.400	.273	.333	1
#24 Iowa	32	37	69	.440	.333	.391	2

2002 NCAA Tournament

Standing (l-r): Mike Grimes, Kyle Korver, Joe Dabbert, Brody Deren, Dan Bresnahan, Michael Lindeman. Sitting (l-r): Jimmy Motz, Terrell Taylor, Ismael Caro, Tyler McKinney, DeAnthony Bowden, Larry House.

Missouri Valley Conference Champions
23-9 Overall, 14-4 MVC (Tie-1st)

Creighton claimed a share of their second consecutive regular-season title ... the Bluejays won the MVC Tournament title by downing co-champ Southern Illinois in the final, 84-76 ... Creighton's season got off to a 3-0 start for the fourth straight season, including a 94-91 double-overtime win over #17 Western Kentucky ... Creighton opened up MVC play with a 9-1 start ... Creighton upset #14 Florida in round one of the NCAA Tournament, 83-82 in double-overtime on Terrell Taylor's three-pointer with 0.2 seconds left ... Kyle Korver was named MVC Player of the Year and MVC Tournament MVP … Brody Deren was named Second Team All-MVC and Taylor was picked Honorable Mention All-MVC and Sixth Man of the Year ... Deren and Michael Lindeman were named to the league's Scholar-Athlete teams while Lindeman was also an Academic All-District selection ... Dana Altman was named the Rawlings MVC Coach of the Year ... Korver led the Jays in scoring, rebounding, assists and steals while Deren led the team in blocked shots.



Creighton's 2001-02 team won both the MVC regular-season and Tournament titles, while also defeating No. 15 Florida in the NCAA Tournament.

2002

Creighton (23-8)	83	
#15 Florida (22-9)	82	(2OT)

NCAA Tournament First Round
March 15, 2002 — United Center — Chicago, Ill.

Defining Moment: Creighton's Terrell Taylor drained his eighth three-pointer of the game with 0.2 seconds left in double-overtime to give Creighton the 83-82 win.
Key Stat: Creighton's Terrell Taylor had all 28 of his points after halftime.

CREIGHTON	fg-a	3fg-a	ft-a	reb	pf	pts	ast	to	blk	stl	min
Michael Lindeman	4-7	1-1	0-0	3	2	9	2	2	0	1	32
Kyle Korver	4-12	4-9	4-4	6	5	16	3	4	0	1	37
Brody Deren	3-4	0-0	0-3	3	5	6	0	0	1	0	20
Larry House	1-5	0-1	0-0	0	0	2	0	1	0	1	12
Tyler McKinney	1-3	0-2	0-0	2	3	2	5	2	0	0	28
DeAnthony Bowden	1-4	0-2	3-4	3	0	5	4	2	0	0	22
Ismael Caro	1-2	0-0	0-0	4	2	2	4	3	0	1	21
Joe Dabbert	1-3	0-0	1-2	3	4	3	0	0	1	0	16
Terrell Taylor	10-20	8-15	0-0	4	1	28	4	3	1	0	40
Mike Grimes	4-8	0-0	2-2	7	2	10	0	2	0	0	22
Team Rebounds				13				3			
Totals	**30-68**	**13-30**	**10-15**	**48**	**24**	**83**	**22**	**22**	**3**	**4**	**250**
	.441	**.433**	**.667**					**Deadball Rebounds: 2**			

#15 FLORIDA	fg-a	3fg-a	ft-a	reb	pf	pts	ast	to	blk	stl	min
Matt Bonner	4-11	1-3	1-1	4	3	10	1	2	0	0	39
Bonnell Colas	3-3	0-0	0-0	4	3	6	0	4	0	0	13
Udonis Haslem	6-10	0-0	8-15	7	4	20	2	2	0	2	31
Brett Nelson	4-19	2-10	3-3	2	1	13	3	1	2	2	47
Justin Hamilton	2-6	1-3	1-2	3	1	6	6	4	0	0	45
Orien Greene	1-5	0-0	2-2	2	4	4	4	1	0	2	32
James White	3-5	3-4	0-0	1	3	9	1	1	0	1	11
LaDarius Halton	2-4	1-2	0-0	1	1	5	0	1	0	1	7
David Lee	2-3	0-0	5-6	8	0	9	3	0	1	2	23
Ronnie King	0-0	0-0	0-0	0	1	0	0	0	0	0	2
Team Rebounds				7				1			
Totals	**27-66**	**8-22**	**20-29**	**39**	**21**	**82**	**20**	**17**	**3**	**10**	**250**
	.409	**.364**	**.690**					**Deadball Rebounds: 2**			

Officials: Tom Rucker, Michael Scyphers, Jim Stupin.
Technical Fouls: None. **Attendance:** 21,700

Team	1st	2nd	OT	2OT	Total	1stFG%	2ndFG%	Total%
Creighton	31	38	4	10	83	.393	.560	.441
#15 Florida	38	31	4	9	82	.467	.333	.409

2002

Creighton (23-9)	60
#13 Illinois (26-8)	72

NCAA Tournament Second Round
March 17, 2002 — United Center — Chicago, Ill.

Defining Moment: Creighton trailed by three with 10:09 left before the Illini went on a 12-0 run.
Key Stat: Illinois' All-American point guard Frank Williams scored all 20 of his points in the second half.

CREIGHTON	fg-a	3fg-a	ft-a	reb	pf	pts	ast	to	blk	stl	min
Michael Lindeman	2-3	0-0	3-3	5	0	7	3	0	0	0	15
Kyle Korver	4-6	3-5	3-3	3	3	14	5	4	0	1	37
Brody Deren	3-7	0-0	0-0	2	1	6	0	3	1	0	17
Larry House	1-6	0-0	0-0	3	2	2	0	2	0	2	18
Tyler McKinney	1-5	1-4	0-0	2	4	3	1	0	0	2	22
DeAnthony Bowden	1-4	1-2	0-0	3	4	3	2	3	0	1	19
Ismael Caro	1-6	1-2	0-0	2	0	3	1	1	0	0	18
Joe Dabbert	1-3	1-1	1-2	1	2	4	0	0	0	0	6
Terrell Taylor	4-14	2-9	0-0	5	1	10	2	2	0	0	30
Mike Grimes	4-5	0-0	0-0	3	2	8	1	3	0	0	18
Team Rebounds				5							
Totals	**22-59**	**9-23**	**7-8**	**34**	**19**	**60**	**15**	**18**	**1**	**6**	**200**
	.373	**.391**	**.875**								

#13 ILLINOIS	fg-a	3fg-a	ft-a	reb	pf	pts	ast	to	blk	stl	min
Cory Bradford	3-7	3-4	3-4	1	0	12	3	3	0	1	36
Brian Cook	7-9	0-1	2-2	5	3	16	0	1	2	0	28
Robert Archibald	4-5	0-0	3-4	4	3	11	2	4	2	3	27
Luther Head	1-5	1-4	0-0	2	0	3	3	3	0	3	22
Frank Williams	7-12	4-7	2-2	5	2	20	5	3	0	1	36
Lucas Johnson	1-1	0-0	0-2	1	1	2	0	0	0	0	14
Sean Harrington	1-3	1-3	2-3	5	0	5	4	2	0	2	25
Damir Krupalija	1-3	1-2	0-0	2	1	3	1	0	2	0	11
Roger Powell	0-0	0-0	0-0	0	1	0	0	0	0	0	1
Team Rebounds				2							
Totals	**25-45**	**10-21**	**12-17**	**27**	**11**	**72**	**18**	**16**	**6**	**10**	**200**
	.556	**.476**	**.706**								

Officials: Tom Rucker, John Hughes, Fran Connally.
Technical Fouls: None. **Attendance:** 20,800.

Team	1st	2nd	Total	1stFG%	2ndFG%	Total%	Deadball
Creighton	26	34	60	.310	.433	.373	0
#13 Illinois	31	41	72	.478	.636	.556	2

2003 NCAA Tournament

Standing (l-r): David Finklea, Quincy Henderson, Kyle Korver, Dan Bresnahan, Joe Dabbert, Brody Deren, Mike Grimes, Jimmy Motz, Michael Lindeman, Brandon Sims. Sitting (l-r): Kellen Miliner, Tyler McKinney, Larry House, Nate Funk, DeAnthony Bowden, John Dugan.

Missouri Valley Conference Champions
29-5 Overall, 15-3 MVC (2nd)

Creighton moved into the AP top-25 for the first time since 1975, reaching as high as No. 10 before finishing 15th ... Creighton was the nation's first team to log 20 wins and closed with new records for 29 wins overall and 15 in league play ... a finalist for National Player of the Year, Kyle Korver was a consensus All-American, including Second Team honors from the AP and district player of the year ... Dana Altman became Creighton's all-time winningest coach and was a finalist for National Coach of the Year ... Creighton opened the year with 10 straight wins, including the Guardians Classic title ... Creighton beat Nebraska a fourth straight year ... six straight sellouts helped close Creighton's 48-year run at the Omaha Civic Auditorium with a 17-0 home record ... Creighton also won the MVC Tournament for the fourth time in five years with an 80-56 romp over top-seeded Southern Illinois in the final.

2003

Central Michigan (25-6)	**79**
#15 Creighton (29-5)	**73**

NCAA Tournament First Round

March 20, 2003 — Huntsman Center — Salt Lake City, Utah

Defining Moment: Central Michigan started the second half with a 12-2 run to claim a 50-24 lead. Creighton unleashed a furious rally that saw them make 11 straight shots and close within 72-70, only to fall just short.
Key Stat: Creighton's 21 turnovers tied a season-high and the Chippewas converted that into a 21-6 advantage in points off turnovers.

CENTRAL MICHIGAN	fg-a	3fg-a	ft-a	reb	pf	pts	ast	to	blk	stl	min
Tony Bowne	5-6	3-3	1-2	4	4	14	5	2	0	2	38
Mike Manciel	9-14	0-1	11-16	8	3	29	1	3	0	3	38
Chris Kaman	6-11	0-0	0-1	6	3	12	0	4	0	1	29
J.R. Wallace	4-10	0-1	4-4	3	2	12	5	4	0	4	27
T.J. Meerman	1-4	0-1	2-2	0	1	4	2	2	0	2	36
Whitney Robinson	2-3	0-1	0-0	0	1	4	0	1	0	1	12
Brandon Voorhees	0-0	0-0	0-0	0	2	0	0	1	0	0	5
Joe Carr	1-1	0-0	0-0	1	1	2	0	1	0	0	3
Gerrit Brigitha	0-1	0-0	0-0	2	0	0	1	0	0	0	5
Adam Dentlinger	1-3	0-0	0-0	3	2	2	1	0	1	0	7
Team Rebounds				4							
Totals	**29-53**	**3-7**	**18-25**	**31**	**19**	**79**	**15**	**18**	**1**	**13**	**200**
	.547	**.429**	**.720**								

#15 CREIGHTON	fg-a	3fg-a	ft-a	reb	pf	pts	ast	to	blk	stl	min
Michael Lindeman	3-8	1-3	1-1	2	3	8	1	1	0	0	25
Kyle Korver	7-14	5-9	2-2	9	4	21	5	5	0	1	35
Brody Deren	1-6	0-0	2-2	2	1	4	0	0	2	0	14
Larry House	5-11	1-1	0-0	8	5	11	0	2	0	1	20
Tyler McKinney	0-0	0-0	1-2	1	0	1	6	4	0	0	31
DeAnthony Bowden	0-3	0-2	1-2	1	1	1	4	3	0	3	25
Nate Funk	0-2	0-2	2-2	1	1	2	2	6	0	0	17
Kellen Miliner	0-0	0-0	0-0	0	0	0	0	0	0	0	1
Joe Dabbert	4-6	0-0	2-2	0	3	10	1	0	3	1	11
Mike Grimes	7-10	0-0	1-4	6	3	15	1	0	1	0	21
Team Rebounds				1							
Totals	**27-60**	**7-17**	**12-17**	**31**	**21**	**73**	**20**	**21**	**6**	**6**	**200**
	.450	**.412**	**.706**								

Officials: John Clougherty, Ray Natili, Reginald Cofer.
Technical Fouls: None. **Attendance:** 14,568

Team	1st	2nd	Total	1stFG%	2ndFG%	Total%	Deadball
C. Michigan	38	41	79	.586	.500	.547	3
#15 Creighton	22	51	73	.250	.583	.450	4

2005 NCAA Tournament



Standing (l-r): Pierce Hibma, Dane Watts, Jeffrey Day, Steve Smith, Anthony Tolliver, Jimmy Motz, Dennis Howard. Sitting (l-r): Johnny Mathies, Nick Porter, Tyler McKinney, Kellen Miliner, Nate Funk, Dustin Sitzmann.

Missouri Valley Conference Champions
23-11 Overall, 11-7 MVC (Tie-3rd)

Creighton started 7-0, including wins away from home over Missouri, Ohio State and Xavier ... the Bluejays improved to 8-1 when Kellen Miliner hit a buzzer-beater to beat Nebraska, 50-48, in Lincoln ... senior point guard Tyler McKinney overcame a pair of cornea transplants to lead the MVC in assists ... McKinney hit buzzer-beaters to win vs. Ohio State and at Xavier in late November, earning National Player of the Week accolades from ESPN.com ... junior guard Nate Funk later earned co-National Player of the Week honors from ESPN's Dick Vitale after a 35-point game at Wichita State ... Funk led the team in scoring and rebounding and was First Team All-MVC and First Team All-District ... third-seeded Creighton won its fifth MVC Tournament in seven years with a 75-57 win over Missouri State ... Johnny Mathies was named Tournament MVP, while Jimmy Motz and Funk were also named to the All-Tourney squad.

2005

Creighton (23-11)	**61**
West Virginia (22-10)	**63**

NCAA Tournament First Round

March 17, 2005 — Wolstein Center — Cleveland, Ohio

Defining Moment: West Virginia's Tyrone Sally blocked Nate Funk's three-pointer with seven seconds left, then raced downcourt for a breakaway dunk with 2.4 seconds left to give WVU the win.
Key Stats: Creighton trailed at halftime in its eighth straight NCAA Tournament game.

CREIGHTON	fg-a	3fg-a	ft-a	reb	pf	pts	ast	to	blk	stl	min
Anthony Tolliver	1-4	0-0	0-0	4	3	2	1	1	1	1	24
Dane Watts	1-2	0-0	2-2	1	3	4	0	1	1	0	20
Nate Funk	9-17	4-8	1-1	6	2	23	1	3	1	0	34
Johnny Mathies	5-7	1-2	5-6	1	5	16	2	4	0	2	30
Tyler McKinney	1-5	1-2	2-2	2	0	5	7	3	0	5	38
Jeffrey Day	1-3	0-0	0-0	4	0	2	0	1	0	0	16
Kellen Miliner	2-8	1-5	1-2	5	0	6	1	2	0	0	25
Pierce Hibma	0-0	0-0	0-0	0	1	0	0	0	0	0	2
Jimmy Motz	1-4	1-3	0-0	2	2	3	0	2	0	0	11
Team Rebounds				2							
Totals	**21-50**	**8-20**	**11-13**	**27**	**16**	**61**	**12**	**17**	**3**	**8**	**200**
	.420	**.400**	**.846**								

WEST VIRGINIA	fg-a	3fg-a	ft-a	reb	pf	pts	ast	to	blk	stl	min
Tyrone Sally	4-8	1-3	3-3	3	4	12	1	4	1	2	25
Mike Gansey	6-12	1-4	0-0	5	2	13	3	3	1	3	34
Kevin Pittsnogle	6-13	3-7	2-3	5	2	17	2	0	1	1	31
J.D. Collins	1-2	1-2	4-4	2	2	7	7	1	0	2	34
Johannes Herber	2-7	0-1	0-0	3	1	4	3	2	0	4	35
Patrick Beilein	0-0	0-0	0-1	2	2	0	0	2	0	0	17
Darris Nichols	0-0	0-0	0-0	0	1	0	1	1	0	0	6
Frank Young	3-3	2-2	0-0	2	1	8	2	2	0	0	9
D'or Fischer	0-1	0-1	2-2	4	0	2	0	1	1	0	9
Team Rebounds				9	1						
Totals	**22-46**	**8-20**	**11-13**	**29**	**15**	**63**	**19**	**16**	**4**	**12**	**200**
	.478	**.400**	**.846**								

Officials: Gerald Boudreaux, Patrick Adams, Jeffrey Nichols .
Technical Fouls: None. **Attendance:** 13,100 (sold out)

Team	1st	2nd	Total	1stFG%	2ndFG%	Total%	Deadball
Creighton	31	30	61	.524	.345	.420	0
West Virginia	33	30	63	.520	.429	.478	1

2007 NCAA Tournament



Standing (l-r): Nick Porter, Brice Nengsu, Dane Watts, Anthony Tolliver, Manny Gakou, Pierce Hibma. Sitting (l-r): Dustin Sitzmann, Nick Bahe, Nate Funk, Josh Dotzler, Isacc Miles.

Missouri Valley Conference Champions
22-11 Overall, 13-5 MVC (2nd)

After earning preseason rankings for the first time, expectations were at an all-time high ... Creighton won its first eight home games, including wins in the final minute over George Mason and Missouri State ... Creighton ranked 13th nationally by averaging 15,909 fans per game, including four crowds over 17,000 ... the Bluejays won their sixth MVC Tournament in the past nine years with a 67-61 victory over #11 Southern Illinois before 22,612 fans and a national audience on CBS ... Nate Funk and Anthony Tolliver were both named First Team All-MVC ... Funk was named MVC Tournament MVP after scoring 66 points in the three wins, including 33 in the semis against Missouri State, while Tolliver and Nick Porter were also named All-Tourney ... Tolliver was also named a CoSIDA Academic All-American ... Creighton fell 77-71 in overtime to Nevada in the first round of the NCAA Tournament.

2007 — **Creighton (22-11) 71**, **#15 Nevada (29-4) 77** **(OT)**

NCAA Tournament First Round
March 16, 2007 — **New Orleans Arena** — **New Orleans, La.**

Defining Moment: Creighton forced a turnover with 19 seconds left, but Nate Funk's pull-up attempt in the closing seconds was knocked loose and the Jays could not convert a tip-in attempt.
Key Stats: Nevada hit 5-of-6 shots and never trailed in overtime. Nevada owned a 48-31 edge on the glass. Creighton's Anthony Tolliver surpassed 1,000 career points in his final game.

CREIGHTON	fg-a	3fg-a	ft-a	reb	pf	pts	ast	to	blk	stl	min
Dane Watts	1-12	0-8	2-4	10	3	4	2	0	1	1	36
Anthony Tolliver	7-16	0-1	1-2	6	4	15	1	2	0	1	33
Nick Porter	6-13	0-0	3-3	8	4	15	4	1	0	3	41
Nate Funk	10-21	1-5	2-3	3	1	23	2	1	0	2	44
Josh Dotzler	0-0	0-0	0-0	0	0	0	0	1	0	0	8
Isacc Miles	4-6	1-3	0-0	0	1	9	2	0	0	2	32
Pierce Hibma	1-2	1-2	0-0	1	3	3	1	0	0	0	17
Manny Gakou	1-1	0-0	0-0	0	1	2	0	1	0	1	3
Nick Bahe	0-0	0-0	0-0	2	0	0	0	0	0	0	11
Team Rebounds				1							
Totals	**30-71**	**3-19**	**8-12**	**31**	**17**	**71**	**12**	**6**	**1**	**10**	**225**
	.423	**.158**	**.667**								

#15 NEVADA	fg-a	3fg-a	ft-a	reb	pf	pts	ast	to	blk	stl	min
Nick Fazekas	5-13	1-3	6-7	11	5	17	1	6	4	1	36
Denis Ikovlev	1-4	1-4	0-0	5	3	3	1	1	1	0	36
Kyle Shiloh	4-9	2-5	0-0	7	2	10	3	3	2	0	42
Marcelus Kemp	9-20	2-6	7-7	12	3	27	4	5	1	1	45
Ramon Sessions	7-13	1-2	1-2	5	0	16	3	3	0	0	42
Lyndale Burleson	0-0	0-0	0-0	0	2	0	3	0	0	0	6
David Ellis	1-2	0-0	0-0	1	1	2	1	0	1	0	9
JaVale McGee	1-1	0-0	0-1	5	0	2	0	1	0	0	9
Team Rebounds				2							
Totals	**28-62**	**7-20**	**14-17**	**48**	**16**	**77**	**16**	**19**	**9**	**2**	**225**
	.452	**.350**	**.824**								

Officials: Tom O'Neill, Ted Hillary, Steve Olson.
Technical Fouls: None. **Attendance:** 13,393

Team	1st	2nd	OT	Total	1stFG%	2ndFG%	Total%	Deadball
Creighton	32	27	12	71	.433	.433	.423	1
#15 Nevada	31	28	18	77	.414	.407	.452	2

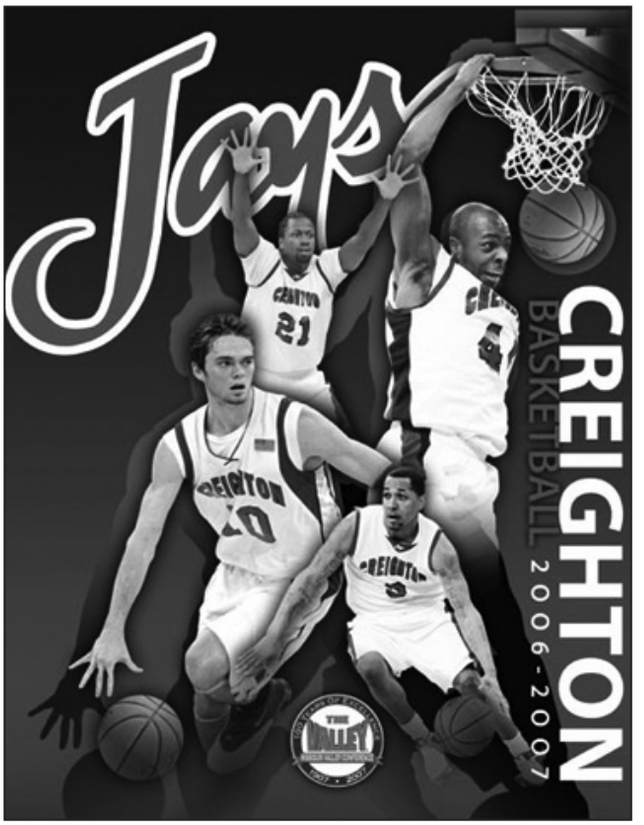

Creighton returned to the NCAA Tournament in 2007 thanks to a win over No. 11 Southern Illinois in the finals of Arch Madness.



Anthony Tolliver had 15 points and six rebounds against a Nevada front line that included All-American Nick Fazekas and future NBA big man JaVale McGee.

2012 NCAA Tournament

Standing (l-r): Jeff Vanderloo, Nate Wieseler, Len Gordy, Derek Sebastian, Doug McDermott, Matthew Dorwart, Gregory Echenique, Will Artino, Geoff Groselle, Mogboluwaga Oginni, Ethan Wragge, Darian DeVries, Steve Merfeld, Steve Lutz, Brian Kooienga. Sitting (l-r): Grant Gibbs, Ross Ferrarini, Nevin Johnson, Taylor Stormberg, Josh Jones, Greg McDermott, Austin Chatman, Antoine Young, Jahenns Manigat, Avery Dingman, Alex Olsen.

Missouri Valley Conference Champions
29-6 Overall, 13-5 MVC (2nd)

Creighton tied a school-record for wins and was nationally-ranked for much of the season ... Creighton beat Drake, Evansville and Illinois State to win its 11th MVC Tournament ... Creighton beat Alabama in its return to the NCAA Tournament before falling to North Carolina ... The win over Alabama improved CU to 7-1 in games decided by three points or less ... First Team All-American Doug McDermott became the first sophomore ever named MVC Player of the Year, and was named a finalist for the Naismith and Wooden National Player of the Year ... McDermott also won the CollegeInsider.com Lute Olson National Player of the Year award ... He led the country in field goals made, and ranked third nationally in scoring, with a season-high game of 44 points at Bradley ... Antoine Young was named Second Team All-MVC, while Gregory Echenique became CU's first MVC Defensive Player of the Year honoree ... Gonzaga transfer Grant Gibbs led the team in assists and steals from the wing position ... Creighton ranked second in the country in field goal percentage and assists per game, third in three-point percentage, fifth in assist/turnover ratio, seventh in winning percentage and ninth in scoring offense.



Creighton tied a program-record with 29 victories in 2011-12, and won its first NCAA Tournament game since 2002.

2012

Alabama (21-12)	57
#19 Creighton (29-5)	58

NCAA Tournament Second Round

March 16, 2012 — Greensboro Coliseum — Greensboro, N.C.

Defining Moment: Trailing 48-41 with less than nine minutes to play, Creighton went on a 10-0 run and never trailed again.
Key Stat: Creighton's first NCAA Tournament win since 2002 featured its sixth double-digit comeback victory of the season.

ALABAMA	fg-a	3fg-a	ft-a	reb	pf	pts	ast	to	blk	stl	min
JaMychal Green	6-10	0-0	0-0	6	3	12	1	5	3	1	36
Trevor Lacey	4-6	3-5	2-4	5	2	13	2	1	0	2	34
Trevor Releford	5-10	2-6	2-2	4	1	14	4	2	1	1	37
Levi Randolph	2-9	1-3	2-6	5	1	7	0	1	0	0	30
Andrew Steele	2-6	1-1	0-0	5	4	5	1	0	0	0	28
Charles Hankerson	1-3	0-1	0-0	0	1	2	1	0	0	0	9
Ben Eblen	0-0	0-0	0-0	1	0	0	0	0	0	1	4
Nick Jacobs	2-3	0-0	0-0	3	2	4	0	0	0	0	18
Rodney Cooper	0-1	0-1	0-0	0	4	0	0	0	0	0	4
Team Rebounds				3							
Totals	**22-48**	**7-17**	**6-12**	**32**	**18**	**57**	**9**	**9**	**4**	**5**	**200**
	.458	**.412**	**.500**								

#19 CREIGHTON	fg-a	3fg-a	ft-a	reb	pf	pts	ast	to	blk	stl	min
Doug McDermott	6-12	1-2	3-4	10	1	16	0	2	1	0	37
Gregory Echenique	3-8	0-0	0-3	5	2	6	0	0	1	0	26
Grant Gibbs	4-6	1-2	1-2	6	2	10	4	1	0	1	38
Jahenns Manigat	2-5	2-5	0-0	2	2	6	1	0	0	0	17
Antoine Young	1-5	0-1	0-0	1	2	2	5	2	0	0	31
Austin Chatman	1-1	0-0	0-0	0	0	2	2	0	0	0	9
Josh Jones	2-5	2-4	1-4	11	1	7	2	0	0	2	23
Avery Dingman	0-1	0-1	0-0	1	0	0	0	1	0	0	2
Will Artino	0-1	0-0	0-0	2	1	0	0	0	0	0	3
Ethan Wragge	3-6	3-6	0-0	2	0	9	0	1	1	1	14
Team Rebounds				1							
Totals	**22-50**	**9-21**	**5-13**	**31**	**11**	**58**	**14**	**7**	**3**	**4**	**200**
	.440	**.429**	**.385**								

Officials: Patrick Driscoll, Michael Irving, D.J. Carstensen.
Technical Fouls: None. Attendance: 16,422.

Team	1st	2nd	Total	1stFG%	2ndFG%	Total%	Deadball
Alabama	30	27	57	.478	.440	.458	2,1
#19 Creighton	23	35	58	.346	.542	.440	2

2012

#19 Creighton (29-6)	73
#4 North Carolina (31-5)	87

NCAA Tournament Third Round

March 18, 2012 — Greensboro Coliseum — Greensboro, N.C.

Defining Moment: Leading 10 points early in the second half, North Carolina went on a 9-0 run to put Creighton away.
Key Stat: John Henson returned from a wrist injury and had 13 points, 10 rebounds and four blocked shots.

#19 CREIGHTON	fg-a	3fg-a	ft-a	reb	pf	pts	ast	to	blk	stl	min
Doug McDermott	8-19	1-4	3-4	9	3	20	1	3	0	1	35
Gregory Echenique	6-9	0-0	0-1	6	2	12	0	1	2	0	27
Grant Gibbs	0-4	0-0	2-2	10	2	2	4	1	1	2	32
Jahenns Manigat	2-4	2-4	2-2	1	3	8	1	0	0	1	23
Antoine Young	4-12	0-0	2-3	1	2	10	4	2	0	2	31
Austin Chatman	0-2	0-0	0-0	0	2	0	1	1	0	0	12
Taylor Stormberg	0-0	0-0	0-0	0	0	0	0	0	0	0	1
Josh Jones	4-8	2-3	0-0	2	2	10	0	0	0	0	16
Ross Ferrarini	0-0	0-0	0-0	0	0	0	0	0	0	0	1
Matthew Dorwart	0-0	0-0	0-0	0	0	0	0	0	0	0	1
Avery Dingman	1-2	0-1	0-0	2	0	2	0	0	0	1	5
Will Artino	0-0	0-0	0-0	1	0	0	0	0	0	0	1
Ethan Wragge	3-8	3-8	0-0	2	2	9	0	1	0	0	15
Team Rebounds				1							
Totals	**28-68**	**8-20**	**9-12**	**35**	**18**	**73**	**11**	**9**	**3**	**7**	**200**
	.412	**.400**	**.750**								

#4 N. CAROLINA	fg-a	3fg-a	ft-a	reb	pf	pts	ast	to	blk	stl	min
John Henson	5-13	0-0	3-3	10	1	13	2	1	4	1	28
Harrison Barnes	7-19	3-6	0-0	5	1	17	0	1	0	1	31
Tyler Zeller	4-7	0-0	3-3	6	3	11	0	0	1	0	25
Kendall Marshall	7-8	1-2	3-6	4	1	18	11	4	1	0	36
Reggie Bullock	5-7	3-5	0-2	8	1	13	2	1	0	0	32
Stilman White	0-0	0-0	2-2	0	0	2	1	1	0	0	5
Desmond Hubert	0-0	0-0	0-0	1	0	0	0	1	0	0	1
P.J. Hairston	1-3	1-3	1-2	4	0	4	0	0	0	0	16
Jackson Simmons	0-0	0-0	0-0	0	0	0	0	0	0	0	0+
Justin Watts	0-0	0-0	0-0	1	0	0	0	0	0	0	2
Patrick Crouch	0-0	0-0	0-0	0	0	0	0	0	0	0	0+
James Michael McAdoo	4-8	0-0	1-1	4	1	9	0	0	3	2	24
Team Rebounds				1							
Totals	**33-65**	**8-16**	**13-19**	**44**	**8**	**87**	**16**	**9**	**9**	**4**	**200**
	.508	**.500**	**.684**								

Officials: Patrick Driscoll, Michael Stuart, Thomas O'Neill.
Technical Fouls: John Henson (1). Attendance: 18,722.

Team	1st	2nd	Total	1stFG%	2ndFG%	Total%	Deadball
#19 Creighton	35	38	73	.375	.464	.412	1
#4 N. Carolina	43	44	87	.545	.469	.508	1

2013 NCAA Tournament



Standing (l-r): Jeff Vanderloo, Tyler Glidden, Don Vandenberge, Steve Lutz, Grant Gibbs, Doug McDermott, Gregory Echenique, Geoffrey Groselle, Will Artino, Mogboluwaga Oginni, Ethan Wragge, Darian DeVries, Brian Kooienga, Steve Merfeld, Len Gordy. Sitting (l-r): Andre Yates, Joe Kelling, Nevin Johnson, Alex Olsen, Avery Dingman, Greg McDermott, Austin Chatman, Taylor Stormberg, Jahenns Manigat, Isaiah Zierden, Josh Jones.

Missouri Valley Conference Champions
28-8 Overall, 13-5 MVC (1st)

Creighton won its first outright MVC title since 2000-01 and record 12th MVC Tournament title ... the seventh-seeded Bluejays defeated Cincinnati in the second round of the NCAA Tournament before falling to second-seeded Duke ... Doug McDermott set CU records for points in a season and career points while repeating as MVC Player of the Year and MVC Tournament MVP ... McDermott was also named a First Team All-American by the *Associated Press*, USBWA, NABC and *Basketball Times* and finished the season leading the nation in points scored and field goals made ... Grant Gibbs led the MVC in assists for a second straight year and was named Honorable Mention All-MVC along with teammate Gregory Echenique ... Creighton's 57 wins were its most ever for a two-year span and its 80 victories its most for a three-year span ... Creighton won NCAA Tournament games in consecutive seasons for the first time ... Creighton finished the year ranked sixth nationally with a Valley-record average home attendance of 17,155 ... Creighton announced on March 20 that it would leave the MVC to join the BIG EAST Conference, effective July 1.

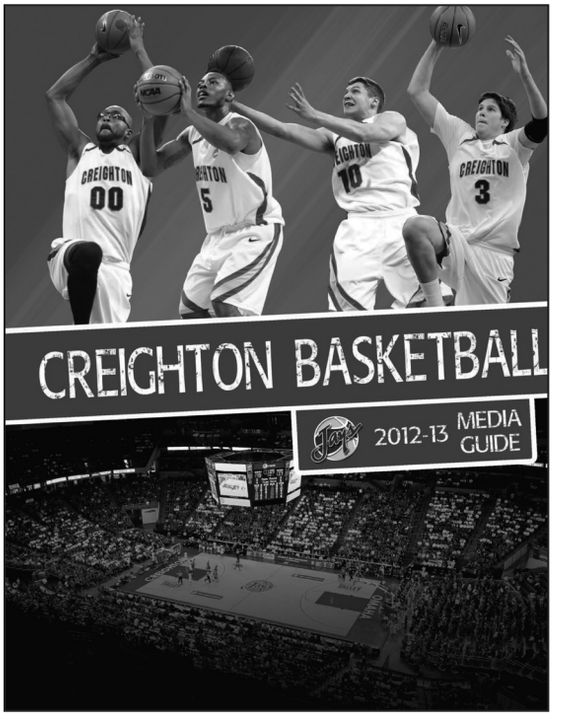

Creighton won regular-season and tournament league titles in its final season in the Missouri Valley Conference.

2013

Cincinnati (22-12)	63
#22 Creighton (28-7)	67

NCAA Tournament Second Round
March 22, 2013 — Wells Fargo Center — Philadelphia, Pa.

Defining Moment: Creighton scored the final six points of the first half to lead 32-27 at intermission and would not trail again as the Jays picked up wins in consecutive NCAA Tournament for the first time.
Key Stat: Creighton made 22-of-25 free throws, including 11-of-12 in the final two minutes, while the Bearcats were 4-of-9 at the line.

CINCINNATI	fg-a	3fg-a	ft-a	reb	pf	pts	ast	to	blk	stl	min
Titus Rubles	5-12	0-3	1-1	8	2	11	2	2	1	4	30
Cheikh Mbodj	1-4	0-0	0-0	3	3	2	0	1	1	0	19
Cashmere Wright	6-14	3-7	0-1	4	0	15	6	0	0	0	35
Sean Kilpatrick	7-16	2-6	3-4	3	3	19	2	2	0	1	38
JaQuon Parker	0-3	0-2	0-0	1	2	0	2	0	0	1	25
Shaquille Thomas	6-9	0-0	0-3	4	3	12	0	1	0	1	23
Justin Jackson	1-3	0-0	0-0	4	5	2	0	3	2	2	22
Ge'Lawn Guyn	1-2	0-1	0-0	0	1	2	0	0	0	0	3
Jermaine Sanders	0-1	0-1	0-0	1	1	0	0	0	0	0	2
David Nyarsuk	0-0	0-0	0-0	0	1	0	0	0	0	0	3
Team Rebounds				3	1						
Totals	**27-64**	**5-20**	**4-9**	**31**	**22**	**63**	**12**	**9**	**4**	**9**	**200**
	.422	**.250**	**.444**								

#22 CREIGHTON	fg-a	3fg-a	ft-a	reb	pf	pts	ast	to	blk	stl	min
Doug McDermott	7-15	2-4	11-11	11	1	27	1	5	0	0	36
Gregory Echenique	5-7	0-0	3-3	7	2	13	0	1	1	1	28
Austin Chatman	1-5	1-2	5-7	2	1	8	2	3	0	1	37
Grant Gibbs	1-3	0-0	3-4	4	2	5	4	5	0	0	37
Jahenns Manigat	1-6	0-4	0-0	4	3	2	7	2	0	0	38
Andre Yates	0-1	0-0	0-0	0	0	0	1	0	1	0	3
Avery Dingman	0-0	0-0	0-0	1	1	0	0	0	0	0	5
Ethan Wragge	4-5	4-5	0-0	1	1	12	1	0	0	0	16
Team Rebounds				2							
Totals	**19-42**	**7-15**	**22-25**	**32**	**11**	**67**	**16**	**16**	**2**	**2**	**200**
	.452	**.467**	**.880**								

Officials: Doug Sirmons, Darron George, Tommy Nunez Jr.
Technical Fouls: Cincinnati bench (1). **Attendance:** 20,125 (sellout).

Team	1st	2nd	Total	1stFG%	2ndFG%	Total%	Deadball
Cincinnati	27	36	63	.364	.484	.422	3
#22 Creighton	32	35	67	.632	.304	.452	2

2013

#22 Creighton (28-8)	50
#6 Duke (29-5)	66

NCAA Tournament Third Round
March 24, 2013 — Wells Fargo Center — Philadelphia, Pa.

Defining Moment: Duke held Creighton to one field goal in a six-minute stretch early the second half to build a nine-point lead.
Key Stat: Creighton had season-lows for points (50), three-pointers (2), field goal percentage (.302) and three-point percentage (.105).

#22 CREIGHTON	fg-a	3fg-a	ft-a	reb	pf	pts	ast	to	blk	stl	min
Doug McDermott	4-16	1-4	12-12	9	5	21	0	3	0	0	35
Gregory Echenique	4-7	0-0	1-3	6	4	9	0	1	2	1	28
Austin Chatman	2-11	1-6	2-2	3	1	7	1	0	0	0	38
Grant Gibbs	4-7	0-1	0-0	5	5	8	4	2	0	0	28
Jahenns Manigat	1-7	0-4	0-0	2	4	2	2	3	0	0	33
Taylor Stormberg	0-0	0-0	0-0	0	0	0	0	0	0	0	1
Andre Yates	0-1	0-1	0-0	0	1	0	0	0	0	0	2
Avery Dingman	0-0	0-0	0-0	0	0	0	0	0	0	0	1
Nevin Johnson	0-1	0-1	0-0	0	0	0	0	0	0	0	2
Will Artino	0-0	0-0	0-0	0	0	0	0	0	0	0	1
Ethan Wragge	1-1	0-0	1-1	0	2	3	0	1	0	1	14
Alex Olsen	0-0	0-0	0-0	1	0	0	0	0	0	0	1
Team Rebounds				3							
Totals	**16-53**	**2-19**	**16-18**	**33**	**26**	**50**	**9**	**10**	**2**	**2**	**200**
	.302	**.105**	**.889**								

#6 DUKE	fg-a	3fg-a	ft-a	reb	pf	pts	ast	to	blk	stl	min
Mason Plumlee	4-7	0-0	2-3	5	5	10	1	2	1	2	27
Ryan Kelly	0-5	0-1	1-2	4	4	1	2	1	1	1	28
Quinn Cook	2-8	0-3	3-4	5	1	7	6	2	0	1	33
Rasheed Sulaimon	5-9	3-5	8-10	5	0	21	0	0	0	0	30
Seth Curry	5-15	2-9	5-6	4	2	17	0	2	0	2	36
Tyler Thornton	2-2	2-2	2-3	6	0	8	0	0	1	1	23
Alex Murphy	0-0	0-0	0-0	0	0	0	0	0	0	0	1
Josh Hairston	0-2	0-0	0-0	5	5	0	0	2	0	0	10
Amile Jefferson	1-1	0-0	0-0	2	3	2	0	0	1	0	11
Marshall Plumlee	0-0	0-0	0-0	0	0	0	0	0	0	0	1
Team Rebounds				2							
Totals	**19-49**	**7-20**	**21-28**	**38**	**20**	**66**	**9**	**9**	**4**	**7**	**200**
	.388	**.350**	**.750**								

Officials: Doug Sirmons, Edward Corbett, Darron George
Technical Fouls: None. **Attendance:** 20,125 (sellout).

Team	1st	2nd	Total	1stFG%	2ndFG%	Total%	Deadball
#22 Creighton	23	27	50	.286	.320	.302	1
#6 Duke	29	37	66	.370	.409	.388	4

2014 NCAA Tournament

Standing (l-r): Grant Gibbs, Alex Olsen, Doug McDermott, Zach Hanson, Mogboluwaga Oginni, Geoffrey Groselle, Will Artino, Toby Hegner, Ethan Wragge, Avery Dingman. Sitting (l-r): Steven Ferrarini, Eric Roberts, Jahenns Manigat, Isaiah Zierden, Austin Chatman, Darian Harris, Devin Brooks, John Burns, James Milliken, Tyler Clement.

27-8 Overall, 14-4 BIG EAST (2nd)

Creighton's first season in the BIG EAST saw the team finish as runner-up in the regular-season, as well as the league tournament ... The third-seeded Bluejays defeated Louisiana in the second round of the NCAA Tournament before falling to sixth-seeded Baylor ... Doug McDermott broke his own CU record for points in a season and finished his career as the fifth-leading scorer in NCAA history with 3,150 points ... McDermott swept 14 National Player of the Year awards while leading the nation in scoring and appearing on the cover of *Sports Illustrated* ... Creighton made a then-BIG EAST and school record with 21 three-pointers in a 96-68 romp at No. 4 Villanova, including nine treys from Ethan Wragge and three-pointers on its first nine possessions ... All four seniors -- McDermott, Wragge, Jahenns Manigat and Grant Gibbs -- went on to play professionally, with McDermott being drafted 11th overall by the Denver Nuggets and traded that same night to Chicago ... Creighton's 107 wins were its most ever for a four-year span and its 84 victories its most for a three-year span ... Creighton won an NCAA Tournament game in a third consecutive season ... Creighton finished the year ranked fifth nationally with an average home attendance of 17,896 and led the nation in three-pointers made, three-point percentage and assist/turnover ratio.

Creighton's 2014 senior class combined to score 5,964 with the Bluejays, including 3,150 from consensus National Player of the Year Doug McDermott.

2014

Louisiana (23-12)	**66**
#16 Creighton (27-7)	**76**

NCAA Tournament Second Round

March 21, 2014 — AT&T Center — San Antonio, Texas

Defining Moment: After Louisiana went ahead 50-46 with 12:15 to play, Creighton answered with a 10-0 run that included a pair of Ethan Wragge three-pointers.
Key Stat: Creighton won its 59th straight game when shooting 50 percent or better from the field.

LOUISIANA	fg-a	3fg-a	ft-a	reb	pf	pts	ast	to	blk	stl	min
Shawn Long	7-15	1-3	0-1	7	4	15	0	1	2	0	23
Elridge Moore	1-4	0-0	0-0	5	1	2	0	1	0	0	26
Bryant Mbamalu	1-12	1-4	4-4	5	4	7	0	1	1	0	34
Elfrid Payton	9-20	1-4	5-9	8	2	24	3	1	2	3	40
Xavian Rimmer	2-5	0-2	1-1	3	2	5	1	0	0	0	32
Steven Wronkoski	0-1	0-1	0-0	0	0	0	2	0	0	0	13
Hayward Register	0-0	0-0	0-0	0	0	0	0	0	0	0	1
Kevin Brown	3-4	1-2	0-0	1	2	7	1	0	0	0	20
JJ Davenport	2-5	00	2-2	5	3	6	1	0	0	0	11
Team Rebounds				2							
Totals	**25-66**	**4-16**	**12-17**	**36**	**18**	**66**	**8**	**4**	**5**	**3**	**200**
	.379	**.250**	**.706**								

#16 CREIGHTON	fg-a	3fg-a	ft-a	reb	pf	pts	ast	to	blk	stl	min
Doug McDermott	13-23	2-4	2-2	12	2	30	2	0	1	0	39
Ethan Wragge	4-8	4-8	0-0	3	2	12	0	0	0	0	31
Austin Chatman	5-9	2-5	4-6	5	3	16	6	2	0	0	36
Grant Gibbs	2-5	0-2	2-6	4	5	6	6	1	1	0	26
Jahenns Manigat	2-4	1-3	1-1	2	1	6	3	0	0	0	36
Devin Brooks	0-3	0-1	0-0	1	0	0	1	1	0	0	8
Avery Dingman	2-2	0-0	0-0	2	1	4	0	1	0	0	14
Will Artino	0-0	0-0	2-6	2	3	2	0	1	1	0	10
Team Rebounds				5							
Totals	**28-54**	**9-23**	**11-21**	**36**	**17**	**76**	**18**	**6**	**3**	**0**	**200**
	.519	**.391**	**.524**								

Officials: Tony Greene, Jerry Heater, Byron Jarrett
Technical Fouls: None. **Attendance**: 12,663

Team	1st	2nd	Total	1stFG%	2ndFG%	Total%	Deadball
Louisiana	33	33	66	.361	.400	.379	2,1
#16 Creighton	39	37	76	.485	.571	.519	6,1

2014

#23 Baylor (26-11)	**85**
#16 Creighton (27-8)	**55**

NCAA Tournament Third Round

March 23, 2014 — AT&T Center — San Antonio, Texas

Defining Moment: Baylor made its first five attempts from three-point range, while Creighton started 0-for-5 from deep.
Key Stat: Baylor's 61.1 percent from three-point range was a season-best, while Creighton's 20.8 percent from deep was a season-low.

#23 BAYLOR	fg-a	3fg-a	ft-a	reb	pf	pts	ast	to	blk	stl	min
Royce O'Neale	3-4	2-2	2-2	5	1	10	8	2	0	2	29
Cory Jefferson	5-8	0-1	4-7	4	1	14	0	1	1	0	31
Isaiah Austin	7-11	0-2	3-6	4	2	17	3	0	2	0	30
Kenny Chery	4-9	4-5	2-2	4	2	14	3	2	0	0	31
Brady Heslip	6-8	5-7	0-0	1	0	17	3	0	0	0	32
Rico Gathers	3-4	0-0	0-0	9	2	6	0	1	0	0	16
Gary Franklin	0-0	0-0	0-0	0	2	0	2	2	0	0	13
John Heard	0-0	0-0	0-0	0	0	0	0	0	0	0	2
Logan Lowery	1-1	0-0	1-2	0	0	3	0	0	0	0	3
Ish Wainright	1-1	0-0	0-0	0	0	2	0	0	0	0	3
Taurean Prince	0-1	0-1	2-2	1	1	2	0	0	0	0	10
Team Rebounds				4							
Totals	**30-47**	**11-18**	**14-21**	**32**	**11**	**85**	**19**	**8**	**3**	**2**	**200**
	.638	**.611**	**.667**								

#16 CREIGHTON	fg-a	3fg-a	ft-a	reb	pf	pts	ast	to	blk	stl	min
Doug McDermott	7-14	0-3	1-2	2	4	15	1	1	0	0	33
Ethan Wragge	2-7	2-6	1-2	3	4	7	0	1	0	0	29
Austin Chatman	5-8	1-4	0-0	3	2	11	1	1	0	0	37
Grant Gibbs	3-7	0-2	2-2	3	4	8	3	3	0	2	26
Jahenns Manigat	1-6	1-6	0-0	1	0	3	2	0	0	1	28
Alex Olsen	0-0	0-0	0-0	0	0	0	0	0	0	0	2
Devin Brooks	1-6	0-2	0-0	4	2	2	4	1	0	1	14
Avery Dingman	1-2	1-1	0-0	3	2	3	0	0	0	0	10
Will Artino	0-1	0-0	1-2	0	0	1	0	0	0	0	5
Zach Hanson	1-3	0-0	0-0	2	1	2	0	1	0	0	13
Geoffrey Groselle	1-1	0-0	1-1	0	0	3	0	0	0	0	3
Team Rebounds				1							
Totals	**22-55**	**5-24**	**6-9**	**22**	**19**	**55**	**11**	**8**	**0**	**4**	**200**
	.400	**.208**	**.667**								

Officials: Karl Hess, Brian Dorsey, Mike Nance
Technical Fouls: None. **Attendance**: 13,431

Team	1st	2nd	Total	1stFG%	2ndFG%	Total%	Deadball
#23 Baylor	40	45	85	.636	.640	.638	3
#16 Creighton	20	35	55	.375	.419	.400	1,2

2017 NCAA Tournament



Standing (l-r): Kobe Paras, Cole Huff, Martin Krampelj, Justin Patton, Toby Hegner, Zach Hanson, Ronnie Harrell Jr., Khyri Thomas. Sitting (l-r): Jordan Scurry, Kaleb Joseph, Maurice Watson Jr., Isaiah Zierden, Marcus Foster, Tyler Clement, Davion Mintz.

25-10 Overall, 10-8 BIG EAST (T-3rd)

Creighton returned to the NCAA Tournament for the fourth time in six seasons, earning a No. 6 seed in its at-large bid ... The Bluejays also appeared in the BIG EAST Tournament title game for the second time in four years ... CU defeated four ranked teams, including road wins over No. 16 Butler and No. 22 Xavier ... Creighton started 13-0, including a win over No. 9 Wisconsin, three wins en route to the Paradise Jam title, and a 77-62 triumph at Nebraska ... Creighton's 18-1 start was its best ever after 19 games ... Kansas State transfer Marcus Foster earned First Team All-BIG EAST honors after setting a CU record for points by a newcomer with 638 ... Redshirt freshman center Justin Patton was named BIG EAST Freshman of the Year and turned pro following the season, being drafted No. 16 in the NBA Draft by the Chicago Bulls ... Khyri Thomas shared BIG EAST Defensive Player of the Year honors ... Greg McDermott moved into second place on Creighton's all-time wins list ... Creighton ranked fifth nationally with 17,413 fans per home game.

2017 — **Rhode Island (25-9) 84**
Creighton (25-10) 72

NCAA Tournament First Round
March 17, 2017 — Golden 1 Center — Sacramento, Calif.

Defining Moment: Rhode Island never trailed, and pulled away with a 16-7 run after Creighton forced the game's only tie at 17-all.
Key Stat: Jeff Dowtin had a career-high 23 points and was 10-for-10 at the line.

RHODE ISLAND	fg-a	3fg-a	ft-a	reb	pf	pts	ast	to	blk	stl	min
Hassan Martin	6-8	0-0	0-1	8	4	12	2	0	1	2	26
Kuran Iverson	6-13	3-8	2-2	4	3	17	3	3	2	0	34
E.C. Matthews	3-12	0-4	10-10	7	0	16	2	1	0	2	30
Jeff Dowtin	6-8	1-2	10-10	5	1	23	0	0	0	1	29
Jared Terrell	3-8	0-3	6-6	5	2	12	1	2	0	2	31
Jarvis Garrett	0-1	0-1	0-0	1	0	0	1	1	0	0	12
Will Leviton	0-0	0-0	0-0	0	0	0	0	0	0	0	1
Cyril Langevine	1-2	0-0	0-0	5	1	2	1	0	0	0	10
Stanford Robinson	1-5	0-2	0-0	3	3	2	1	0	0	1	18
Eric Dadika	0-0	0-0	0-0	0	0	0	0	0	0	0	1
Mike Layssard	0-0	0-0	0-0	0	0	0	0	0	0	0	1
Christion Thompson	0-0	0-0	0-2	0	0	0	0	0	0	0	1
Andre Berry	0-0	0-0	0-0	0	0	0	0	0	0	0	1
Nicole Akele	0-1	0-1	0-0	0	2	0	0	0	0	0	5
Team Rebounds								1			
Totals	**26-58**	**4-21**	**28-31**	**38**	**16**	**84**	**11**	**8**	**3**	**8**	**200**
	.448	**.190**	**.903**								

CREIGHTON	fg-a	3fg-a	ft-a	reb	pf	pts	ast	to	blk	stl	min
Cole Huff	2-5	1-3	0-0	3	0	5	0	0	0	0	22
Justin Patton	3-12	0-1	2-3	7	5	8	0	0	1	0	21
Marcus Foster	6-19	1-7	2-4	4	2	15	1	3	0	0	38
Davion Mintz	1-3	0-1	0-0	1	1	2	1	1	0	0	14
Khyri Thomas	4-8	2-2	0-0	7	2	10	2	1	1	1	34
Ronnie Harrell Jr.	4-7	0-2	7-10	5	2	15	4	4	0	0	24
Jordan Scurry	1-1	1-1	0-0	0	2	3	1	0	0	0	2
Tyler Clement	0-0	0-0	0-0	0	1	0	0	0	0	0	2
Martin Krampelj	1-1	0-0	0-0	0	1	2	0	0	0	0	3
Isaiah Zierden	0-1	0-1	0-0	2	1	0	0	2	0	1	9
Kobe Paras	1-1	1-1	0-0	1	1	3	0	0	0	0	2
Toby Hegner	2-5	1-4	2-2	2	1	7	0	0	1	0	17
Zach Hanson	1-2	0-0	0-0	3	1	2	2	0	0	0	12
Team Rebounds				2							
Totals	**26-65**	**7-23**	**13-19**	**37**	**20**	**72**	**11**	**11**	**3**	**2**	**200**
	.400	**.304**	**.684**								

Officials: Keith Kimble, Bob Staffen, Mark Schnurr
Technical Fouls: None. **Attendance:** 15,833 (sold out)

Team	1st	2nd	Total	1stFG%	2ndFG%	Total%	Deadball
Rhode Island	33	51	84	.406	.500	.448	1
Creighton	26	46	72	.300	.486	.400	4

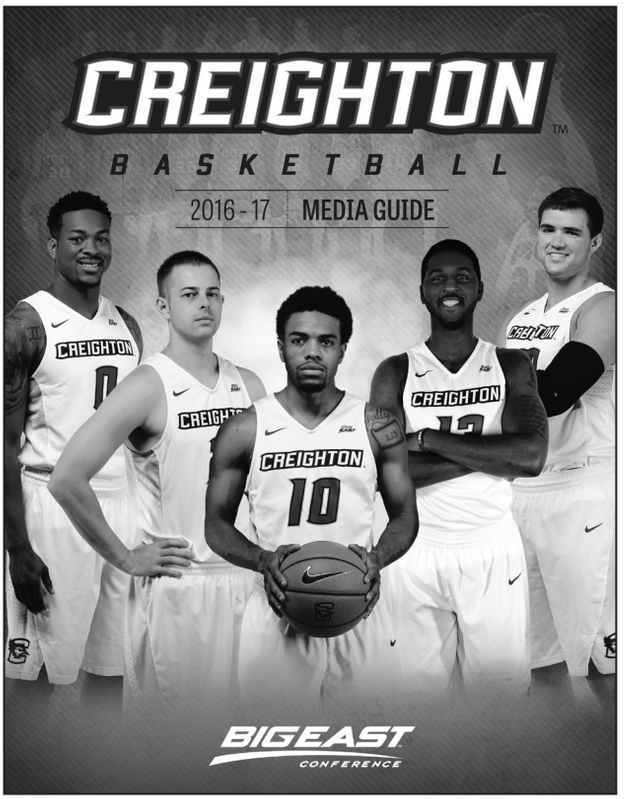

Creighton reached as high as No. 7 in the country during the 2016-17 season.

Freshman of the Year Justin Patton helped Creighton reach the BIG EAST Tournament championship game for the second time in four seasons. He would be drafted 16th overall in the NBA Draft three months player.

2018 NCAA Tournament

Standing (l-r): Mitch Ballock, Martin Krampelj, Manny Suarez, Jacob Epperson, Toby Hegner, Ronnie Harrell Jr., Kaleb Joseph. Sitting (l-r): Khyri Thomas, Jordan Scurry, Marcus Foster, Greg McDermott, Tyler Clement, Davion Mintz, Ty-Shon Alexander.

21-12 Overall, 10-8 BIG EAST (T-3rd)

Creighton returned to the NCAA Tournament for the fifth time in seven seasons, earning a No. 8 seed in its at-large bid ... Creighton defeated four ranked teams, including wins over No. 3 Villanova, No. 19 Seton Hall, No. 20 Northwestern and No. 23 UCLA ... The victory over Villanova matched the highest-ranked team CU had ever beaten, and also was the final loss in 2017-18 for the eventual national champions ... Junior guard Khyri Thomas was a Second Team All-BIG EAST choice and repeated his BIG EAST Defensive Player of the Year honor, then turned pro and was the 38th pick in the NBA Draft by the Philadelphia 76ers before being traded to Detroit ... Senior guard Marcus Foster became the program's first player to be named First Team All-BIG EAST twice after leading the team in scoring ... CU started the season 15-4 before losing rebound leader Martin Krampelj to a torn ACL, then finished 6-8 without him ... Creighton ranked fifth nationally with 17,000 fans per home game.

2018

Kansas State (23-11)	69
Creighton (21-12)	59

NCAA Tournament First Round

March 16, 2018 — Spectrum Center — Charlotte, N.C.

Defining Moment: Kansas State scored the game's first seven points and never trailed.

Key Stat: Marcus Foster and Khyri Thomas combined for just 14 points after averaging 35.6 points per contest entering the night.

KANSAS STATE	fg-a	3fg-a	ft-a	reb	pf	pts	ast	to	blk	stl	min
Makol Mawien	1-2	1-1	2-2	4	2	5	1	4	2	2	32
Xavier Sneed	3-8	2-5	1-3	6	1	9	1	1	0	1	36
Cartier Diarra	2-4	1-2	2-3	4	5	7	3	1	1	0	17
Kamau Stokes	5-9	1-4	0-2	4	1	11	3	2	0	1	38
Barry Brown	5-13	1-2	7-10	6	1	18	3	3	2	2	38
Mike McGuirl	6-10	3-5	2-3	4	0	17	1	0	0	0	22
Mawdo Sallah	0-0	0-0	0-0	0	0	0	0	0	0	0	1
Brian Patrick	0-0	0-0	0-0	0	0	0	0	0	0	0	1
Mason Schoen	0-0	0-0	0-0	0	0	0	0	0	0	0	1
Amaad Wainright	0-0	0-0	0-2	1	0	0	0	0	0	0	7
Levi Stockard III	1-3	0-0	0-0	2	1	2	0	0	0	0	7
Team Rebounds				4							
Totals	**23-50**	**9-19**	**14-25**	**35**	**11**	**69**	**12**	**11**	**5**	**6**	**200**
	.460	**.474**	**.560**								

CREIGHTON	fg-a	3fg-a	ft-a	reb	pf	pts	ast	to	blk	stl	min
Toby Hegner	5-12	1-6	1-1	7	3	12	1	1	0	0	22
Marcus Foster	2-11	1-7	0-0	5	2	5	2	3	0	1	33
Davion Mintz	4-10	2-2	0-0	5	2	10	3	0	0	0	30
Khyri Thomas	4-9	0-3	1-2	7	4	9	4	2	0	3	37
Mitch Ballock	5-14	4-11	2-2	8	3	16	0	1	0	1	32
Ronnie Harrell Jr.	1-3	0-0	0-0	2	0	2	0	1	2	1	15
Ty-Shon Alexander	1-5	1-4	0-0	4	3	3	1	2	0	0	11
Tyler Clement	0-1	0-1	0-0	1	1	0	1	0	0	0	1
Jordan Scurry	0-0	0-0	0-0	0	0	0	0	0	0	0	1
Kaleb Joseph	0-0	0-0	0-0	0	0	0	0	0	0	0	1
Jacob Epperson	1-3	0-0	0-0	1	3	2	0	3	1	0	16
Manny Suarez	0-0	0-0	0-0	1	0	0	0	0	0	0	1
Team Rebounds				4							
Totals	**23-68**	**9-34**	**4-5**	**45**	**21**	**59**	**12**	**13**	**3**	**6**	**200**
	.338	**.265**	**.800**								

Officials: Pat Driscoll, Eric Curry, Rodrick Dickson
Technical Fouls: None. **Attendance:** 17,943

Team	1st	2nd	Total	1stFG%	2ndFG%	Total%	Deadball
Kansas State	32	37	69	.444	.478	.460	3
Creighton	26	33	59	.344	.333	.338	1

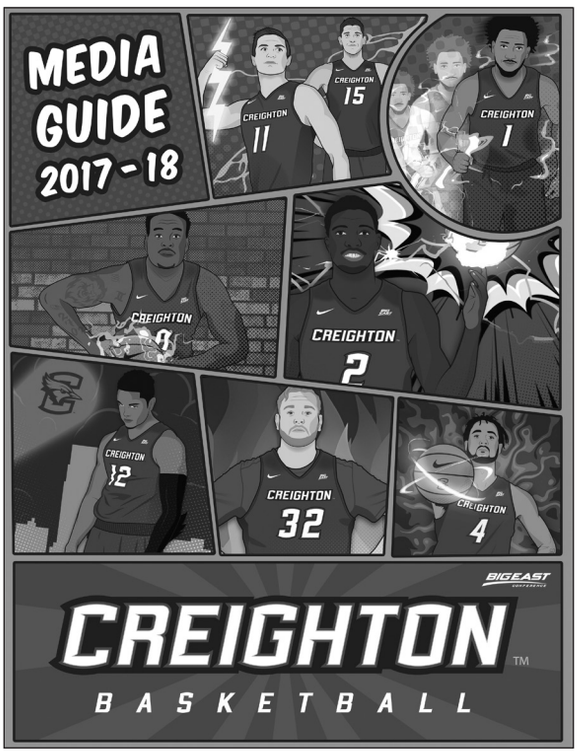

Creighton faced 10 ranked teams during the 2017-18 season, earning wins over No. 20 Northwestern, No. 23 UCLA, No. 19 Seton Hall and No. 3 Villanova.

Senior guard Marcus Foster became Creighton's first player ever to twice be named First Team All-BIG EAST in 2017-18.

Creighton's NCAA Tournament Records

Individual, Single Game

Points

30	Doug McDermott vs. Louisiana	3/21/14
28	Terrell Taylor vs. Florida	3/15/02
27	Paul Silas vs. Memphis State	3/12/62
27	Doug McDermott vs. Cincinnati	3/22/13
25	Elton McGriff vs. Oklahoma City	3/9/64
25	Doug Brookins vs. Maryland	3/15/75

Rebounds

27	Paul Silas vs. Oklahoma City	3/9/64
24	Paul Silas vs. Memphis State	3/12/62
17	Paul Silas at Wichita State	3/13/64
16	Bob Harstad vs. New Mexico State	3/14/91
15	Doug Brookings vs. Kansas	3/14/74

Field Goals Made

13	Doug McDermott vs. Louisiana	3/21/14
11	Paul Silas vs. Memphis State	3/12/62
11	Gene Harmon vs. Texas	3/9/74
11	Chad Gallagher vs. Missouri	3/17/89
10	Fritz Pointer vs. Oklahoma City	3/9/64
10	Elton McGriff vs. Oklahoma City	3/9/64
10	Chuck Officer at Wichita State	3/13/64
10	Terrell Taylor vs. Florida	3/15/02
10	Nate Funk vs. Nevada	3/16/07

Field Goals Attempted

31	Paul Silas vs. Memphis State	3/12/62
25	Chuck Officer vs. Wichita State	3/13/64
23	Doug McDermott vs. Louisiana	3/21/14
21	Rodney Buford vs. Louisville	3/11/99
21	Nate Funk vs. Nevada	3/16/07
21	Fritz Pointer vs. Oklahoma City	3/9/64

Field Goal Percentage

.889	Kevin McKenna (8-9) vs. DePaul	3/12/78
.857	Ben Walker (6-7) vs. Maryland	3/13/99
.833	Ted Weubben (5-6) vs. Louisville	3/16/74
.750	Doug Brookins (9-12) vs. Louisville	3/16/74
.714	Kevin Kuehl (5-7) vs. DePaul	3/12/78
.714	Johnny Mathies (5-7) vs. West Virginia	3/17/05
.714	Greg Echenique (5-7) vs. Cincinnati	3/22/13

3-Point Field Goals Made

8	Terrell Taylor vs. Florida	3/15/02
5	Kyle Korver vs. Central Michigan	3/20/03
4	Ryan Sears vs. Auburn	3/16/00
4	Kyle Korver vs. Florida	3/15/02
4	Nate Funk vs. West Virginia	3/17/05
4	Ethan Wragge vs. Cincinnati	3/22/13
4	Ethan Wragge vs. Baylor	3/21/14
4	Mitch Ballock vs. Kansas State	3/16/18

3-Point Field Goals Attempted

15	Terrell Taylor vs. Florida	3/15/02
13	Kyle Korver vs. Iowa	3/15/01
11	Mitch Ballock vs. Kansas State	3/16/18
10	Ryan Sears vs. Auburn	3/16/00
10	Kyle Korver vs. Auburn	3/16/00

3-Point Field Goal Percentage (min. 3 3FG's)

.800	Ethan Wragge (4-5) vs. Cincinnati	3/22/13
.750	Ben Walker (3-4) vs. Maryland	3/13/99
.600	Terrell Taylor (3-5) vs. Auburn	3/16/00
.600	Kyle Korver (3-5) vs. Illinois	3/17/02
.556	Kyle Korver (5-9) vs. Central Michigan	3/20/03

Free Throws Made

12	Paul Silas at Wichita State	3/13/64
12	Doug McDermott vs. Duke	3/24/13
11	Doug McDermott vs. Cincinnati	3/22/13
9	Paul Silas vs. Cincinnati	3/16/02
9	George Morrow vs. St. Joseph's	3/12/87

Free Throws Attempted

15	Paul Silas at Wichita State	3/13/64
12	Paul Silas vs. Cincinnati	3/16/62
12	Doug McDermott vs. Duke	3/24/13
11	Doug McDermott vs. Cincinnati	3/22/13
10	Paul Silas vs. Memphis	3/12/62
10	George Morrow vs. St. Joseph's	3/12/81
10	Donnie Johnson vs. Maryland	3/13/99
10	Ronnie Harrell Jr. vs. Rhode Island	3/17/17

Free Throw Percentage (min. 6 FT made)

1.000	Gene Harmon (8-8) vs. Louisville	3/16/74
1.000	Charles Butler (6-6) vs. Maryland	3/15/75
1.000	Corie Brandon (6-6) vs. Maryland	3/13/99
.900	George Morrow (9-10) vs. St. Joseph's	3/12/81
.875	Doug Brookins (7-8) vs. Maryland	3/15/75

Assists

12	Ralph Bobik vs. Texas	3/9/74
10	Ralph Bobik vs. Kansas	3/14/74
9	Todd Eisner vs. Missouri	3/17/89
9	Latrell Wrightsell vs. Seton Hall	3/16/91
8	Ralph Bobik vs. Louisville	3/16/74
8	Ryan Sears vs. Auburn	3/16/00

Turnovers

9	Ralph Bobik vs. Texas	3/9/74
6	Todd Eisner vs. Missouri	3/17/89
6	Nate Funk vs. Central Michigan	3/20/03
5	Tom Anderson vs. Maryland	3/15/75
5	Kevin McKenna vs. DePaul	3/12/78
5	Kevin Kuehl vs. DePaul	3/12/78
5	John C. Johnson vs. DePaul	3/12/78
5	George Morrow vs. St. Joseph's	3/12/81
5	Kyle Korver vs. Central Michigan	3/20/03
5	Doug McDermott vs. Cincinnati	3/22/13
5	Grant Gibbs vs. Cincinnati	3/22/13

Steals

6	Corie Brandon vs. Maryland	3/13/99
5	Tyler McKinney vs. West Virginia	3/17/05
5	Rodney Buford vs. Louisville	3/11/99
5	Ryan Sears vs. Maryland	3/13/99
3	Ryan Sears vs. Louisville	3/11/99
3	DeAnthony Bowden vs. Cent. Michigan	3/20/03
3	Nick Porter vs. Nevada	3/16/07
3	Khyri Thomas vs. Kansas State	3/16/18

Blocked Shots

4	Chad Gallagher vs. New Mexico State	3/14/91
3	Doug Swenson vs. Maryland	3/13/99
3	Joe Dabbert vs. Central Michigan	3/20/03
2	Daryl Stovall vs. St. Joseph's	3/12/81
2	Darin Plautz vs. New Mexico State	3/14/91
2	Chad Gallagher vs. Seton Hall	3/16/91
2	Brody Deren vs. Central Michigan	3/20/03
2	Gregory Echenique vs. North Carolina	3/18/12
2	Gregory Echenique vs. Duke	3/24/13
2	Ronnie Harrell Jr. vs. Kansas State	3/16/18

Individual, Tournament

Points

60	Gene Harmon (3g)	1974
54	Paul Silas (3g)	1962
51	Paul Silas (3g)	1964
48	Doug McDermott (2g)	2013
45	Doug Brookins (3g)	1974
45	Doug McDermott (2g)	2014

Points Per Game (min. 2 games)

24.0	Doug McDermott (2g)	2013
22.5	Doug McDermott (2g)	2014
20.0	Gene Harmon (3g)	1974
19.0	Terrell Taylor (2g)	2002
18.0	Paul Silas (3g)	1962
18.0	Doug McDermott (2g)	2012

Rebounds

57	Paul Silas (3g)	1964
44	Paul Silas (3g)	1962
31	Doug Brookins (3g)	1974
26	Chad Gallagher (2g)	1991
24	Bob Harstad (2g)	1991
24	Elton McGriff (3g)	1964

Rebounds Per Game (min. 2 games)

19.0	Paul Silas (3g)	1964
14.7	Paul Silas (3g)	1962
13.0	Chad Gallagher (2g)	1991
12.0	Bob Harstad (2g)	1991
10.3	Doug Brookins (3g)	1974

Field Goals Made

25	Gene Harmon (3g)	1974
21	Doug Brookins (3g)	1974
20	Doug McDermott (2g)	2014
19	Ed Beisser (3g)	1941
18	Paul Silas (3g)	1964

Field Goals Attempted

61	Paul Silas (3g)	1962
49	Gene Harmon (3g)	1974
48	Chuck Officer (3g)	1964
42	Paul Silas (3g)	1964
40	James Bakos (3g)	1962
40	Doug Brookins (3g)	1974
40	Fritz Pointer (3g)	1964

Field Goal Percentage (min. 8 FG made)

.889	Kevin McKenna (8-9) (1g)	1978
.688	Chad Gallagher (11-16) (1g)	1989
.643	Gregory Echenique (9-14) (2g)	2013
.615	Mike Grimes (8-13) (2g)	2002
.588	Austin Chatman (10-17) (2g)	2014

3-Point Field Goals Made

10	Terrell Taylor (2g)	2002
7	Kyle Korver (2g)	2002
6	Ethan Wragge (2g)	2012
6	Ethan Wragge (2g)	2014
5	Kyle Korver (1g)	2003

3-Point Field Goals Attempted

24	Terrell Taylor (2g)	2002
14	Kyle Korver (2g)	2002
14	Ethan Wragge (2g)	2012
14	Ethan Wragge (2g)	2014
13	Kyle Korver (1g)	2001

3-Point Field Goal Percentage (min. 4 3 FG's made)

.800	Ben Walker (4-5) (2g)	1999
.800	Ethan Wragge (4-5) (2g)	2013
.667	Duan Cole (4-6) (2g)	1991
.571	Josh Jones (4-7) (2g)	2012
.556	Kyle Korver (5-9) (1g)	2003

Free Throws Made

23	Doug McDermott (2g)	2013
20	Paul Silas (3g)	1962
15	Paul Silas (3g)	1964
10	Gene Harmon (3g)	1974
9	Pete McManamon (3g)	1962
9	James Bakos (3g)	1962
9	George Morrow (1g)	1981
9	Latrell Wrightsell (2g)	1991

Free Throws Attempted

30	Paul Silas (3g)	1962
24	Paul Silas (3g)	1964
24	Elton McGriff (3g)	1964
23	Doug McDermott (2g)	2013
16	Pete McManamon (3g)	1962

Free Throw Percentage (min. 7 FT made)

1.000	Doug McDermott (23-23) (2g)	2013
1.000	Gene Harmon (10-10) (3g)	1974

1.000	Kyle Korver (7-7) (2g)	2002
.900	George Morrow (9-10) (1g)	1981
.875	Doug Brookins (7-8) (1g)	1975
.875	Corie Brandon (7-8) (2g)	1999

Assists

30	Ralph Bobik (3g)	1974
16	Latrell Wrightsell (2g)	1991
14	Ryan Sears (2g)	1999
11	Gene Harmon (3g)	1974
9	Randy Eccker (1g)	1978
9	Todd Eisner (1g)	1989
9	Antoine Young (2g)	2012
9	Jahenns Manigat (2g)	2013
9	Grant Gibbs (2g)	2014

Turnovers

11*	Ralph Bobik (3g)	1974
8	Kyle Korver (2g)	2002
8	Doug McDermott (2g)	2013
7	Ben Walker (2g)	1999
7	Doug Swenson (2g)	1999
7	Grant Gibbs (2g)	2013

Steals

8	Ryan Sears (2g)	1999
7	Corie Brandon (2g)	1999
6	Rodney Buford (2g)	1999
5	Tyler McKinney (1g)	2005
3	Latrell Wrightsell (2g)	1991
3	Larry House (2g)	2002
3	DeAnthony Bowden (1g)	2003
3	Nick Porter (3g)	2007
3	Grant Gibbs (2g)	2012
3	***Khyri Thomas (1g)***	***2018***

Blocked Shots

6	Chad Gallagher (2g)	1991
3	Darin Plautz (2g)	1991
3	Doug Swenson (2g)	1999
3	Joe Dabbert (1g)	2003
3	Gregory Echenique (2g)	2012
3	Gregory Echenique (2g)	2013

Individual, Career

Points

129	Doug McDermott (6g)	2012-13-14
105	Paul Silas (6g)	1962, 64
71	Kyle Korver (5g)	2000-03
70	Doug Brookins (4g)	1974-75
60	Gene Harmon (3g)	1974

Points Per Game (min. 2 games)

21.5	Doug McDermott (129/6)	2012-13-14
20.0	Gene Harmon (60/3)	1974
19.0	Chad Gallagher (57/3)	1989, 91
18.0	Kevin McKenna (36/2)	1978, 81
17.5	Paul Silas (105/6)	1962, 64
17.5	Doug Brookins (70/4)	1974-75

Rebounds

101	Paul Silas (6g)	1962, 64
53	Doug McDermott (6g)	2012-13-14
36	Doug Brookins (2g)	1974-75
34	Chad Gallagher (3g)	1989, 91
32	Grant Gibbs (6g)	2012-13-14

Rebounds Per Game (min. 2 games)

16.8	Paul Silas (101/6)	1962, 64
11.3	Chad Gallagher (34/3)	1989, 91
9.7	Bob Harstad (29/3)	1989, 91
9.0	Doug Brookins (36/4)	1974, 75
8.8	Doug McDermott (53/6)	2012-13-14

Field Goals Made

45	Doug McDermott (6g)	2012-13-14
35	Paul Silas (6g)	1962, 64
30	Doug Brookins (4g)	1974-75
28	Chad Gallagher (3g)	1989, 91
25	Gene Harmon (3g)	1974

Field Goals Attempted

103	Paul Silas (6g)	1962, 64
99	Doug McDermott (6g)	2012-13-14
67	Chuck Officer (6g)	1962, 64
60	Doug Brookins (4g)	1974-75
58	Kyle Korver (5g)	2000-03

Field Goal Percentage (min. 10 FG Made)

.714	Tom Anderson (10-14) (4g)	1974-75
.682	Kevin McKenna (15-22) (2g)	1978, 81
.581	Gregory Echenique (18-31) (4g)	2012-13
.571	Chad Gallagher (28-49) (3g)	1989, 91
.565	Ted Weubben (13-23) (3g)	1974

3-Point Field Goals Made

16	Kyle Korver (5g)	2000-03
16	Ethan Wragge (6g)	2012-13-14
14	Terrell Taylor (4g)	2000-02
7	Ryan Sears (4g)	1999-01
7	Doug McDermott (6g)	2012-13-14

3-Point Field Goals Attempted

46	Kyle Korver (5g)	2000-03
34	Terrell Taylor (4g)	2000-02
33	Ethan Wragge (6g)	2012-13-14
27	Ryan Sears (4g)	1999-01
26	Jahenns Manigat (6g)	2012-13-14

3-Point Field Goal Percentage (min. 4 3FG Made)

.667	Duan Cole (4-6) (2g)	1991
.571	Josh Jones (4-7) (2g)	2012
.485	Ethan Wragge (16-33) (6g)	2012-13-14
.455	Ben Walker (5-11) (4g)	1999-01
.444	Matt Petty (4-9) (2g)	1991

Free Throws Made

35	Paul Silas (6g)	1962, 64
32	Doug McDermott (6g)	2012-13-14
13	Kyle Korver (5g)	2000-03
11	Elton McGriff (3g)	1964
11	Austin Chatman (6g)	2012-13-14

Free Throws Attempted

54	Paul Silas (6g)	1962, 64
35	Doug McDermott (6g)	2012-13-14
24	Elton McGriff (3g)	1964
16	Pete McManamon (3g)	1962
16	Grant Gibbs (6g)	2012-13-14

Free Throw Percentage (min. 8 FT Made)

1.000	Gene Harmon (10-10) (3g)	1974
.929	Kyle Korver (13-14) (5g)	2000-03
.914	Doug McDermott (32-35) (6g)	2012-13-14
.909	Doug Brookins (10-11) (4g)	1974-75
.900	George Morrow (9-10) (1g)	1981

Assists

30	Ralph Bobik (3g)	1974
26	Ryan Sears (4g)	1999-01
25	Grant Gibbs (4g)	2012-13-14
19	Tyler McKinney (4g)	2002, 03, 05
17	Kyle Korver (5g)	2000-03

Turnovers

15	Kyle Korver (5g)	2000-03
14	Doug McDermott (6g)	2012-13-14
13	Grant Gibbs (6g)	2012-13-14
11	Todd Eisner (3g)	1989, 91
11	Ralph Bobik (3g)	1974

Steals

12	Ryan Sears (4g)	1999-01
7	Tyler McKinney (4g)	2002, 03, 05
7	Corie Brandon (2g)	1999
6	Rodney Buford (2g)	1999
5	Kyle Korver (5g)	2000-03
5	Gene Harmon (3g)	1974
5	Grant Gibbs (6g)	2012-13-14

Blocked Shots

7	Chad Gallagher (3g)	1989, 91
6	Gregory Echenique (4g)	2012-13
4	Joe Dabbert (4g)	2001-03
4	Brody Deren (3g)	2002-03
3	Doug Swenson (2g)	1999
3	Darin Plautz (2g)	1991

Fouls

22	Paul Silas (6g)	1962, 64
20	Grant Gibbs (6g)	2012-13-14
17	Kyle Korver (5g)	2000-03
16	Doug McDermott (6g)	2012-13-14
15	Chuck Officer (6g)	1962, 64
15	Elton McGriff (3g)	1962
15	James Bakos (3g)	1962

Fouled Out

3	Elton McGriff (3g)	1962
3	James Bakos (3g)	1962
2	Grant Gibbs (6g)	2012-13-14
1	21 times, last Justin Patton (1g)	2017

Games Played

6	Paul Silas	1962, 64
6	Chuck Officer	1962, 64
6	Austin Chatman	2012-13-14
6	Avery Dingman	2012-13-14
6	Grant Gibbs	2012-13-14
6	Jahenns Manigat	2012-13-14
6	Doug McDermott	2012-13-14

Games Started

6	Paul Silas	1962, 64
6	Grant Gibbs	2012-13-14
6	Jahenns Manigat	2012-13-14
6	Doug McDermott	2012-13-14
5	Chuck Officer	1962, 64

Different Years Played

4	Kyle Korver	2000-03
3	Terrell Taylor	2000-02
3	Ben Walker	1999-01
3	Ryan Sears	1999-01
3	Mike Grimes	1999-01
3	Michael Lindeman	2001-03
3	Joe Dabbert	2001-03
3	Tyler McKinney	2002, 03, 05
3	Alan Huss	1999-01
3	Nate Funk	2003, 05, 07
3	Austin Chatman	2012-13-14
3	Avery Dingman	2012-13-14
3	Grant Gibbs	2012-13-14
3	Jahenns Manigat	2012-13-14
3	Doug McDermott	2012-13-14
3	Will Artino	2012-13-14

Wins Played In

3	Paul Silas	1962, 64
3	Chuck Officer	1962, 64
3	Austin Chatman	2012-13-14
3	Avery Dingman	2012-13-14
3	Grant Gibbs	2012-13-14
3	Jahenns Manigat	2012-13-14
3	Doug McDermott	2012-13-14

Team, Single Game

Points

89	vs. Oklahoma City	3/9/64
87	vs. Memphis State	3/12/87
83	vs. Florida	3/15/02
79	vs. Maryland	3/15/75
78	vs. DePaul	3/12/78

Rebounds

84	vs. Memphis State	3/12/62
62	vs. Oklahoma City	3/9/64
49	at Wichita State	3/13/64
49	vs. Texas Western	3/14/64
48	vs. Cincinnati	3/16/62

48	vs. Florida	3/15/02

Field Goals Made

36	vs. Oklahoma City	3/9/64
36	vs. DePaul	3/12/78
35	vs. Texas	3/9/74
33	vs. Memphis State	3/12/62
33	vs. Louisville	3/16/74

Field Goals Attempted

88	vs. Memphis State	3/12/62
85	vs. Oklahoma City	3/9/64
75	vs. Texas Tech	3/17/62
72	vs. Cincinnati	3/16/62
71	at Wichita State	3/13/64
71	vs. Nevada	3/16/07

Field Goal Percentage

.643	vs. DePaul (36-56)	3/12/78
.565	vs. Texas (35-62)	3/9/74
.532	vs. Louisville (33-62)	3/16/74
.519	vs. Louisiana (28-54)	3/21/14
.490	vs. Kansas (24-49)	3/14/74

3-Point Field Goals Made

13	vs. Florida	3/15/02
12	vs. Auburn	3/16/00
9	vs. Seton Hall	3/16/91
9	vs. Illinois	3/17/02
9	vs. Alabama	3/16/12
9	vs. Louisiana	3/21/14
9	vs. Kansas State	3/16/18

3-Point Field Goals Attempted

34	vs. Kansas State	3/16/18
32	vs. Maryland	3/13/99
32	vs. Auburn	3/16/00
30	vs. Florida	3/15/02
28	vs. Iowa	3/15/01

3-Point Field Goal Percentage

.467	vs. Cincinnati (7-15)	3/22/13
.433	vs. Florida (13-30)	3/15/02
.429	vs. Seton Hall (9-21)	3/16/91
.429	vs. Alabama (9-21)	3/16/12
.412	vs. Central Michigan (7-17)	3/20/03

Free Throws Made

22	vs. Cincinnati	3/22/13
21	vs. Memphis State	3/12/62
20	at Wichita State	3/13/64
19	vs. Maryland	3/15/75
19	vs. St. Joseph's	3/12/81

Free Throws Attempted

35	vs. Memphis	3/12/62
35	at Wichita State	3/13/64
28	vs. Oklahoma City	3/9/64
26	vs. Cincinnati	3/16/62
25	vs. Cincinnati	3/22/13

Free Throw Percentage

.929	vs. Louisville (13-14)	3/11/99
.889	vs. Duke (16-18)	3/24/13
.880	vs. Cincinnati (22-25)	3/22/13
.875	vs. Wyoming (7-8)	3/22/41
.875	vs. Illinois (7-8)	3/17/02

Assists

31	vs. DePaul	3/12/78
22	vs. Louisville	3/16/74
22	vs. Florida	3/15/02
20	vs. Kansas	3/14/74
20	vs. New Mexico State	3/14/91
20	vs. Seton Hall	3/16/91
20	vs. Central Michigan	3/20/03

Turnovers

22	vs. Florida	3/15/02
21	vs. Central Michigan	3/20/03
20	vs. DePaul	3/12/78
19	vs. Maryland	3/13/99
18	vs. Maryland	3/15/75
18	vs. Illinois	3/17/02

Steals

14	vs. Maryland	3/13/99
10	vs. Louisville	3/11/99
10	vs. Nevada	3/16/07
8	vs. New Mexico State	3/14/91
8	vs. Auburn	3/16/00
8	vs. West Virginia	3/17/05

Blocked Shots

6	vs. New Mexico State	3/14/91
6	vs. Central Michigan	3/20/03
5	vs. Maryland	3/13/99
3	vs. St. Joseph's	3/12/81
3	vs. Seton Hall	3/16/91
3	vs. Auburn	3/16/00
3	vs. Florida	3/15/02
3	vs. West Virginia	3/17/05
3	vs. Alabama	3/16/12
3	vs. North Carolina	3/18/12
3	vs. Louisiana	3/21/14
3	vs. Rhode Island	3/17/17
3	vs. Kansas State	3/16/18

Team, Tournament

Points

211	1974	3 games
209	1964	3 games
196	1962	3 games
143	2002	2 games
133	1991	2 games

Points Per Game (min. 2 games)

71.5	2002	2 games
70.3	1974	3 games
69.7	1964	3 games
66.5	1991	2 games
65.5	2012	2 games

Rebounds

160	1964	3 games
145*	1962	3 games
109	1974	3 games
82	2002	2 games
80	1991	2 games

Rebounds Per Game (min. 2 games)

53.3	1964	3 games
48.3*	1962	3 games
41.0	2002	2 games
40.0	1991	2 games
36.3	1974	3 games

Field Goals Made

92	1974	3 games
82	1964	3 games
71	1962	3 games
52	2002	2 games
50	2012	2 games
50	2014	2 games

Field Goals Attempted

235	1962	3 games
216	1964	3 games
173	1974	3 games
127	2002	2 games
120	1991	2 games

Field Goal Percentage

.643	1978 (36-56)	1 game
.532	1974 (92-173)	3 games
.459	2014 (50-109)	2 games
.452	1989 (28-62)	1 game
.450	2003 (27-60)	1 game

3-Point Field Goals Made

22	2002	2 games
17	2012	2 games
14	1991	2 games
14	2014	2 games
12	2000	1 game

3-Point Field Goals Attempted

53	2002	2 games
47	2014	2 games
46	1999	2 games
41	2012	2 games
36	1991	2 games

3-Point Field Goal Percentage

.4151	2002 (22-53)	2 games
.4146	2012 (17-41)	2 games
.412	2003 (7-15)	1 game
.400	2005 (8-20)	1 game
.389	1989 (7-18)	1 game
.389	1991 (14-36)	2 games

Free Throws Made

54	1962	3 games
45	1964	3 games
38	2013	2 games
27	1974	3 games
27	1999	2 games

Free Throws Attempted

85	1962	3 games
79	1964	3 games
43	2013	2 games
37	1974	3 games
34	1999	2 games

Free Throw Percentage

.884	2013 (38-43)	2 games
.864	1981 (19-22)	1 game
.857	1989 (6-7)	1 game
.846	2005 (11-13)	1 game
.800	2018 (4-5)	1 game

Assists

62	1974	3 games
40	1991	2 games
37	2002	2 games
31	1978	1 game
29	2014	2 games

Turnovers

40	2002	2 games
35	1999	2 games
30	1991	2 games
26	2013	2 games
24*	1974	3 games (1 game missing)

Steals

24	1999	2 games
11	2012	2 games
10	1991	2 games
10	2002	2 games
10	2007	1 game

Blocked Shots

9	1991	2 games
6	2003	1 game
6	2012	2 games
5	1999	2 games
4	2002	2 games
4	2013	2 games

2020-21 Creighton Men's Basketball
#17 Creighton Season Schedule/Results & Leaders (as of Mar 13, 2021)
All games

RECORD:	OVERALL	HOME	AWAY	NEUTRAL
ALL GAMES	20-8	11-3	7-4	2-1
CONFERENCE	14-6	7-3	7-3	0-0
NON-CONFERENCE	6-2	4-0	0-1	2-1

Date	Opponent		Score		Att.	High Points	High Rebounds
11-29-20	NORTH DAKOTA ST.	W	69-58		252	(16)BISHOP, Christian	(7)BALLOCK, Mitch
12-01-20	OMAHA	W	94-67		251	(18)BISHOP, Christian	(8)BISHOP, Christian
12-04-20	KENNESAW ST.	W	93-58		201	(14)ZEGAROWSKI, Marcus (14)KALKBRENNER, Ryan	(7)JONES, Antwann
12-08-20	at #5 Kansas		72-73	L	2500	(19)MAHONEY, Denzel	(9)BISHOP, Christian
12-11-20	NEBRASKA	W	98-74		254	(22)ZEGAROWSKI, Marcus	(8)KALKBRENNER, Ryan
12-14-20	*MARQUETTE		84-89	L	255	(26)BALLOCK, Mitch	(6)JEFFERSON, Damien (6)BALLOCK, Mitch
12-17-20	*at St. John's	W	94-76			(20)ZEGAROWSKI, Marcus	(10)JEFFERSON, Damien (10)BISHOP, Christian
12-20-20	*at UConn	Wot	76-74			(19)BISHOP, Christian	(13)MAHONEY, Denzel
12-23-20	*#22 XAVIER	W	66-61		1673	(13)MAHONEY, Denzel (13)JONES, Antwann	(7)BISHOP, Christian
01-02-21	*at Providence	W	67-65			(20)ZEGAROWSKI, Marcus	(8)JEFFERSON, Damien
01-06-21	*SETON HALL	W	89-53		1689	(19)JEFFERSON, Damien	(7)KALKBRENNER, Ryan
01-09-21	*ST. JOHN'S	W	97-79		1777	(24)MAHONEY, Denzel	(6)KALKBRENNER, Ryan (6)O'CONNELL, Alex
01-16-21	*at Butler		66-70	Lot	1693	(29)MAHONEY, Denzel	(7)BISHOP, Christian (7)MAHONEY, Denzel
01-20-21	*PROVIDENCE		70-74	L	1731	(26)JEFFERSON, Damien	(5)KALKBRENNER, Ryan
01-23-21	*#23 CONNECTICUT	W	74-66		1839	(20)MAHONEY, Denzel	(5)JEFFERSON, Damien
01-27-21	*at Seton Hall	W	85-81			(29)BALLOCK, Mitch	(7)MAHONEY, Denzel
01-30-21	*at DePaul	W	69-62			(19)ZEGAROWSKI, Marcus	(6)BISHOP, Christian (6)JEFFERSON, Damien
02-03-21	*GEORGETOWN		79-86	L	1845	(22)MAHONEY, Denzel	(10)BISHOP, Christian
02-06-21	*at Marquette	W	71-68			(14)BISHOP, Christian	(8)BISHOP, Christian (8)JEFFERSON, Damien
02-09-21	*at Georgetown	W	63-48			(17)BISHOP, Christian	(9)BISHOP, Christian
02-13-21	*#5 VILLANOVA	W	86-70		2544	(25)ZEGAROWSKI, Marcus	(10)BISHOP, Christian (10)JEFFERSON, Damien
02-24-21	*DEPAUL	W	77-53		1936	(13)MAHONEY, Denzel (13)BISHOP, Christian (13)ZEGAROWSKI, Marcus	(7)KALKBRENNER, Ryan
02-27-21	*at Xavier		69-77	L	922	(19)JEFFERSON, Damien	(8)JEFFERSON, Damien
03-03-21	*at #10 Villanova		60-72	L		(14)BALLOCK, Mitch	(8)JEFFERSON, Damien
03-06-21	*BUTLER	W	93-73		2419	(32)ZEGAROWSKI, Marcus	(10)BISHOP, Christian
03-11-21	Bvs Butler	W	87-56			(18)ZEGAROWSKI, Marcus	(4)ZEGAROWSKI, Marcus (4)JONES, Antwann (4)MAHONEY, Denzel
03-12-21	Bvs UConn	W	59-56		824	(14)JEFFERSON, Damien	(12)JEFFERSON, Damien
03-13-21	Bvs Georgetown		48-73	L	824	(17)ZEGAROWSKI, Marcus	(5)BALLOCK, Mitch

* = BIG EAST Conference game
B = BIG EAST Tournament (New York, NY)
N = NCAA Tournament (Indianapolis, IN)

Attendance Summary	Games	Attend	Avg/Game
Home	14	18666	1333
Away	11	5115	465
Neutral	3	1648	549
Total	28	25429	908

2020-21 Creighton Men's Basketball
#17 Creighton Combined Team Statistics (as of Mar 13, 2021)
All games

RECORD:	OVERALL	HOME	AWAY	NEUTRAL
ALL GAMES	20-8	11-3	7-4	2-1
CONFERENCE	14-6	7-3	7-3	0-0
NON-CONFERENCE	6-2	4-0	0-1	2-1

					Total		3-Point		F-Throw		Rebounds											
##	Player	gp-gs	min	avg	fg-fga	fg%	3fg-fga	3fg%	ft-fta	ft%	off	def	tot	avg	pf	dq	a	to	blk	stl	pts	avg
11	ZEGAROWSKI, Marcu	26-26	865	33.3	141-306	.461	70-170	.412	51-66	.773	9	88	97	3.7	51	1	113	53	1	33	403	15.5
34	MAHONEY, Denzel	27-27	830	30.7	111-309	.359	59-178	.331	57-77	.740	16	97	113	4.2	64	0	46	39	2	39	338	12.5
23	JEFFERSON, Damien	28-28	854	30.5	131-247	.530	31-83	.373	47-79	.595	46	109	155	5.5	55	1	67	52	8	34	340	12.1
13	BISHOP, Christian	28-28	643	23.0	123-183	.672	1-4	.250	56-98	.571	39	127	166	5.9	74	2	34	46	30	19	303	10.8
24	BALLOCK, Mitch	28-28	935	33.4	102-229	.445	72-180	.400	9-17	.529	2	84	86	3.1	31	0	69	32	6	25	285	10.2
32	KALKBRENNER, Ryan	28-0	390	13.9	79-118	.669	0-2	.000	22-43	.512	44	60	104	3.7	44	0	10	15	37	4	180	6.4
05	O'CONNELL, Alex	21-0	222	10.6	31-81	.383	13-40	.325	5-8	.625	10	40	50	2.4	18	1	11	8	0	9	80	3.8
00	JONES, Antwann	28-1	322	11.5	34-90	.378	12-37	.324	20-30	.667	14	52	66	2.4	36	0	39	21	6	7	100	3.6
04	MITCHELL, Shereef	27-2	389	14.4	31-71	.437	11-31	.355	16-20	.800	4	36	40	1.5	44	0	45	21	1	22	89	3.3
41	EPPERSON, Jacob	14-0	64	4.6	6-18	.333	2-6	.333	3-8	.375	5	17	22	1.6	5	0	6	3	7	1	17	1.2
20	ZEIL, Nic	9-0	26	2.9	2-4	.500	1-2	.500	3-4	.750	3	7	10	1.1	7	0	0	5	0	1	8	0.9
14	OSMANI, Sami	8-0	21	2.6	3-8	.375	0-3	.000	0-0	.000	1	2	3	0.4	3	0	0	0	0	1	6	0.8
12	MERFELD, Andrew	4-0	9	2.3	1-2	.500	0-1	.000	0-0	.000	0	1	1	0.3	0	0	0	0	0	0	2	0.5
22	DAVIS, Devin	7-0	14	2.0	1-6	.167	0-3	.000	0-0	.000	0	0	0	0.0	1	0	1	1	0	1	2	0.3
10	CANFIELD, Jett	13-0	66	5.1	1-3	.333	0-2	.000	0-0	.000	0	0	0	0.0	1	0	3	6	0	2	2	0.2
	Team										44	54	98					10				
	Total.....	28	5650		797-1675	.476	272-742	.367	289-450	.642	237	774	1011	36.1	434	5	444	312	98	198	2155	77.0
	Opponents.....	28	5650		694-1709	.406	214-666	.321	310-439	.706	304	718	1022	36.5	452	7	356	351	81	160	1912	68.3

TEAM STATISTICS	CU	OPP
SCORING	2155	1912
Points per game	77.0	68.3
Scoring margin	+8.7	-
FIELD GOALS-ATT	797-1675	694-1709
Field goal pct	.476	.406
3 POINT FG-ATT	272-742	214-666
3-point FG pct	.367	.321
3-pt FG made per game	9.7	7.6
FREE THROWS-ATT	289-450	310-439
Free throw pct	.642	.706
F-Throws made per game	10.3	11.1
REBOUNDS	1011	1022
Rebounds per game	36.1	36.5
Rebounding margin	-0.4	-
ASSISTS	444	356
Assists per game	15.9	12.7
TURNOVERS	312	351
Turnovers per game	11.1	12.5
Turnover margin	+1.4	-
Assist/turnover ratio	1.4	1.0
STEALS	198	160
Steals per game	7.1	5.7
BLOCKS	98	81
Blocks per game	3.5	2.9
ATTENDANCE	18666	6763
Home games-Avg/Game	14-1333	11-465
Neutral site-Avg/Game	-	3-549

Score by Periods	1st	2nd	OT	Totals
#17 Creighton	1041	1100	14	2155
Opponents	917	979	16	1912

	Date	Opponent		Score	Att.
	11-29-20	NORTH DAKOTA ST.	W	69-58	252
	12-01-20	OMAHA	W	94-67	251
	12-04-20	KENNESAW ST.	W	93-58	201
	12-08-20	at #5 Kansas	L	72-73	2500
	12-11-20	NEBRASKA	W	98-74	254
*	12-14-20	MARQUETTE	L	84-89	255
*	12-17-20	at St. John's	W	94-76	0
*	12-20-20	at UConn	Wot	76-74	0
*	12-23-20	#22 XAVIER	W	66-61	1673
*	01-02-21	at Providence	W	67-65	0
*	01-06-21	SETON HALL	W	89-53	1689
*	01-09-21	ST. JOHN'S	W	97-79	1777
*	01-16-21	at Butler	Lot	66-70	1693
*	01-20-21	PROVIDENCE	L	70-74	1731
*	01-23-21	#23 CONNECTICUT	W	74-66	1839
*	01-27-21	at Seton Hall	W	85-81	0
*	01-30-21	at DePaul	W	69-62	0
*	02-03-21	GEORGETOWN	L	79-86	1845
*	02-06-21	at Marquette	W	71-68	0
*	02-09-21	at Georgetown	W	63-48	0
*	02-13-21	#5 VILLANOVA	W	86-70	2544
*	02-24-21	DEPAUL	W	77-53	1936
*	02-27-21	at Xavier	L	69-77	922
*	03-03-21	at #10 Villanova	L	60-72	0
*	03-06-21	BUTLER	W	93-73	2419
B	03-11-21	vs Butler	W	87-56	0
B	03-12-21	vs UConn	W	59-56	824
B	03-13-21	vs Georgetown	L	48-73	824

* = BIG EAST Conference game
B = BIG EAST Tournament (New York, NY)
N = NCAA Tournament (Indianapolis, IN)

2020-21 Creighton Men's Basketball
#14 Creighton Combined Team Statistics (as of Mar 06, 2021)
Conference games only

RECORD:	OVERALL	HOME	AWAY	NEUTRAL
ALL GAMES	14-6	7-3	7-3	0-0
CONFERENCE	14-6	7-3	7-3	0-0
NON-CONFERENCE	0-0	0-0	0-0	0-0

					Total		3-Point		F-Throw		Rebounds											
##	Player	gp-gs	min	avg	fg-fga	fg%	3fg-fga	3fg%	ft-fta	ft%	off	def	tot	avg	pf	dq	a	to	blk	stl	pts	avg
11	ZEGAROWSKI, Marcu	18-18	605	33.6	96-213	.451	47-120	.392	41-52	.788	7	60	67	3.7	35	1	71	33	0	21	280	15.6
34	MAHONEY, Denzel	20-20	629	31.5	86-234	.368	43-132	.326	49-69	.710	14	73	87	4.4	46	0	31	36	2	28	264	13.2
23	JEFFERSON, Damien	20-20	630	31.5	98-179	.547	23-59	.390	34-58	.586	33	84	117	5.9	42	1	52	36	4	30	253	12.7
24	BALLOCK, Mitch	20-20	683	34.2	81-168	.482	59-133	.444	6-13	.462	2	60	62	3.1	23	0	47	24	4	18	227	11.4
13	BISHOP, Christian	20-20	480	24.0	85-130	.654	0-2	.000	42-72	.583	33	91	124	6.2	55	2	27	31	24	9	212	10.6
32	KALKBRENNER, Ryan	20-0	282	14.1	51-75	.680	0-0	.000	20-34	.588	30	47	77	3.9	32	0	8	11	27	3	122	6.1
05	O'CONNELL, Alex	18-0	182	10.1	25-64	.391	10-30	.333	1-4	.250	6	31	37	2.1	14	1	8	8	0	7	61	3.4
04	MITCHELL, Shereef	20-2	277	13.9	18-52	.346	5-22	.227	12-16	.750	4	26	30	1.5	34	0	33	15	1	14	53	2.7
00	JONES, Antwann	20-0	193	9.7	17-54	.315	7-24	.292	8-15	.533	9	26	35	1.8	25	0	21	17	2	6	49	2.5
14	OSMANI, Sami	3-0	10	3.3	2-4	.500	0-1	.000	0-0	.000	0	1	1	0.3	2	0	0	0	0	0	4	1.3
20	ZEIL, Nic	3-0	8	2.7	1-3	.333	0-1	.000	1-2	.500	1	1	2	0.7	3	0	0	1	0	1	3	1.0
41	EPPERSON, Jacob	8-0	27	3.4	2-6	.333	2-2	1.000	1-4	.250	3	7	10	1.3	1	0	5	2	4	0	7	0.9
10	CANFIELD, Jett	7-0	32	4.6	0-1	.000	0-1	.000	0-0	.000	0	0	0	0.0	1	0	1	4	0	2	0	0.0
12	MERFELD, Andrew	3-0	7	2.3	0-1	.000	0-1	.000	0-0	.000	0	1	1	0.3	0	0	0	0	0	0	0	0.0
22	DAVIS, Devin	2-0	5	2.5	0-2	.000	0-2	.000	0-0	.000	0	0	0	0.0	1	0	1	1	0	1	0	0.0
	Team										32	35	67					7				
	Total.....	20	4050		562-1186	.474	196-530	.370	215-339	.634	174	543	717	35.8	314	5	305	226	68	140	1535	76.8
	Opponents.....	20	4050		506-1222	.414	156-488	.320	229-315	.727	216	513	729	36.5	342	6	259	244	64	116	1397	69.8

TEAM STATISTICS	CU	OPP
SCORING	1535	1397
Points per game	76.8	69.8
Scoring margin	+6.9	-
FIELD GOALS-ATT	562-1186	506-1222
Field goal pct	.474	.414
3 POINT FG-ATT	196-530	156-488
3-point FG pct	.370	.320
3-pt FG made per game	9.8	7.8
FREE THROWS-ATT	215-339	229-315
Free throw pct	.634	.727
F-Throws made per game	10.8	11.5
REBOUNDS	717	729
Rebounds per game	35.8	36.5
Rebounding margin	-0.6	-
ASSISTS	305	259
Assists per game	15.3	13.0
TURNOVERS	226	244
Turnovers per game	11.3	12.2
Turnover margin	+0.9	-
Assist/turnover ratio	1.3	1.1
STEALS	140	116
Steals per game	7.0	5.8
BLOCKS	68	64
Blocks per game	3.4	3.2
ATTENDANCE	17708	2615
Home games-Avg/Game	10-1771	10-262
Neutral site-Avg/Game	-	0-0

Score by Periods	1st	2nd	OT	Totals
#14 Creighton	734	787	14	1535
Opponents	675	706	16	1397

	Date	Opponent		Score	Att.
*	12-14-20	MARQUETTE	L	84-89	255
*	12-17-20	at St. John's	W	94-76	0
*	12-20-20	at UConn	Wot	76-74	0
*	12-23-20	#22 XAVIER	W	66-61	1673
*	01-02-21	at Providence	W	67-65	0
*	01-06-21	SETON HALL	W	89-53	1689
*	01-09-21	ST. JOHN'S	W	97-79	1777
*	01-16-21	at Butler	Lot	66-70	1693
*	01-20-21	PROVIDENCE	L	70-74	1731
*	01-23-21	#23 CONNECTICUT	W	74-66	1839
*	01-27-21	at Seton Hall	W	85-81	0
*	01-30-21	at DePaul	W	69-62	0
*	02-03-21	GEORGETOWN	L	79-86	1845
*	02-06-21	at Marquette	W	71-68	0
*	02-09-21	at Georgetown	W	63-48	0
*	02-13-21	#5 VILLANOVA	W	86-70	2544
*	02-24-21	DEPAUL	W	77-53	1936
*	02-27-21	at Xavier	L	69-77	922
*	03-03-21	at #10 Villanova	L	60-72	0
*	03-06-21	BUTLER	W	93-73	2419

* = BIG EAST Conference game

2020-21 Creighton Men's Basketball
#17 Creighton Season/Career Statistics (as of Mar 13, 2021)
All games

	SEASON STATISTICS										CAREER STATISTICS									
SUMMARY	gp-gs	min/g	fg%	3fg%	ft%	r/g	a/g	stl	blk	pts/g	gp-gs	min/g	fg%	3fg%	ft%	r/g	a/g	stl	blk	pts/g
ZEGAROWSKI, Marcus	26-26	33.3	.461	.412	.773	3.7	4.3	33	1	15.5	89-72	32.0	.470	.420	.768	3.5	4.2	97	5	13.9
MAHONEY, Denzel	27-27	30.7	.359	.331	.740	4.2	1.7	39	2	12.5	48-28	27.1	.383	.340	.788	3.7	1.3	58	4	12.3
JEFFERSON, Damien	28-28	30.5	.530	.373	.595	5.5	2.4	34	8	12.1	84-73	25.4	.532	.337	.616	5.1	1.6	64	16	9.3
BISHOP, Christian	28-28	23.0	.672	.250	.571	5.9	1.2	19	30	10.8	87-59	17.9	.639	.250	.552	4.5	1.0	51	80	7.9
BALLOCK, Mitch	28-28	33.4	.445	.400	.529	3.1	2.5	25	6	10.2	127-99	30.8	.441	.402	.734	3.9	2.7	101	31	10.1
KALKBRENNER, Ryan	28-0	13.9	.669	.000	.512	3.7	0.4	4	37	6.4	28-0	13.9	.669	.000	.512	3.7	0.4	4	37	6.4
O'CONNELL, Alex	21-0	10.6	.383	.325	.625	2.4	0.5	9	0	3.8	21-0	10.6	.383	.325	.625	2.4	0.5	9	0	3.8
JONES, Antwann	28-1	11.5	.378	.324	.667	2.4	1.4	7	6	3.6	28-1	11.5	.378	.324	.667	2.4	1.4	7	6	3.6
MITCHELL, Shereef	27-2	14.4	.437	.355	.800	1.5	1.7	22	1	3.3	54-4	14.1	.441	.279	.738	1.4	1.6	42	2	3.0
EPPERSON, Jacob	14-0	4.6	.333	.333	.375	1.6	0.4	1	7	1.2	35-0	9.0	.644	.583	.462	2.2	0.3	4	23	3.9
ZEIL, Nic	9-0	2.9	.500	.500	.750	1.1	0.0	1	0	0.9	24-0	3.0	.214	.200	.750	0.8	0.0	2	1	0.7
OSMANI, Sami	8-0	2.6	.375	.000	.000	0.4	0.0	1	0	0.8	8-0	2.6	.375	.000	.000	0.4	0.0	1	0	0.8
MERFELD, Andrew	4-0	2.3	.500	.000	.000	0.3	0.0	0	0	0.5	4-0	2.3	.500	.000	.000	0.3	0.0	0	0	0.5
DAVIS, Devin	7-0	2.0	.167	.000	.000	0.0	0.1	1	0	0.3	7-0	2.0	.167	.000	.000	0.0	0.1	1	0	0.3
CANFIELD, Jett	13-0	5.1	.333	.000	.000	0.0	0.2	2	0	0.2	34-0	5.7	.300	.231	.750	0.2	0.4	7	0	0.5

SCORING	fg-fga	fg%	3fg-fga	3fg%	ft-fta	ft%	pts	pts/g	fg-fga	fg%	3fg-fga	3fg%	ft-fta	ft%	pts	pts/g
ZEGAROWSKI, Marcus	141-306	.461	70-170	.412	51-66	.773	403	15.5	435-926	.470	205-488	.420	162-211	.768	1237	13.9
MAHONEY, Denzel	111-309	.359	59-178	.331	57-77	.740	338	12.5	191-499	.383	88-259	.340	119-151	.788	589	12.3
JEFFERSON, Damien	131-247	.530	31-83	.373	47-79	.595	340	12.1	312-586	.532	55-163	.337	106-172	.616	785	9.3
BISHOP, Christian	123-183	.672	1-4	.250	56-98	.571	303	10.8	278-435	.639	2-8	.250	127-230	.552	685	7.9
BALLOCK, Mitch	102-229	.445	72-180	.400	9-17	.529	285	10.2	443-1004	.441	304-756	.402	91-124	.734	1281	10.1
KALKBRENNER, Ryan	79-118	.669	0-2	.000	22-43	.512	180	6.4	79-118	.669	0-2	.000	22-43	.512	180	6.4
O'CONNELL, Alex	31-81	.383	13-40	.325	5-8	.625	80	3.8	31-81	.383	13-40	.325	5-8	.625	80	3.8
JONES, Antwann	34-90	.378	12-37	.324	20-30	.667	100	3.6	34-90	.378	12-37	.324	20-30	.667	100	3.6
MITCHELL, Shereef	31-71	.437	11-31	.355	16-20	.800	89	3.3	60-136	.441	12-43	.279	31-42	.738	163	3.0
EPPERSON, Jacob	6-18	.333	2-6	.333	3-8	.375	17	1.2	58-90	.644	7-12	.583	12-26	.462	135	3.9
ZEIL, Nic	2-4	.500	1-2	.500	3-4	.750	8	0.9	3-14	.214	1-5	.200	9-12	.750	16	0.7
OSMANI, Sami	3-8	.375	0-3	.000	0-0	.000	6	0.8	3-8	.375	0-3	.000	0-0	.000	6	0.8
MERFELD, Andrew	1-2	.500	0-1	.000	0-0	.000	2	0.5	1-2	.500	0-1	.000	0-0	.000	2	0.5
DAVIS, Devin	1-6	.167	0-3	.000	0-0	.000	2	0.3	1-6	.167	0-3	.000	0-0	.000	2	0.3
CANFIELD, Jett	1-3	.333	0-2	.000	0-0	.000	2	0.2	6-20	.300	3-13	.231	3-4	.750	18	0.5

TOTALS	o-reb	d-reb	t-reb	pf	fo	ast	to	a/to	o-reb	d-reb	t-reb	pf	fo	ast	to	a/to
ZEGAROWSKI, Marcus	9	88	97	51	1	113	53	2.1	30	285	315	173	1	377	191	2.0
MAHONEY, Denzel	16	97	113	64	0	46	39	1.2	38	141	179	109	0	60	68	0.9
JEFFERSON, Damien	46	109	155	55	1	67	52	1.3	122	303	425	144	1	131	113	1.2
BISHOP, Christian	39	127	166	74	2	34	46	0.7	124	265	389	204	4	87	117	0.7
BALLOCK, Mitch	2	84	86	31	0	69	32	2.2	53	447	500	196	1	338	143	2.4
KALKBRENNER, Ryan	44	60	104	44	0	10	15	0.7	44	60	104	44	0	10	15	0.7
O'CONNELL, Alex	10	40	50	18	1	11	8	1.4	10	40	50	18	1	11	8	1.4
JONES, Antwann	14	52	66	36	0	39	21	1.9	14	52	66	36	0	39	21	1.9
MITCHELL, Shereef	4	36	40	44	0	45	21	2.1	10	68	78	82	0	84	44	1.9
EPPERSON, Jacob	5	17	22	5	0	6	3	2.0	16	61	77	35	0	9	13	0.7
ZEIL, Nic	3	7	10	7	0	0	5	0.0	6	13	19	13	0	0	7	0.0
OSMANI, Sami	1	2	3	3	0	0	0	0.0	1	2	3	3	0	0	0	0.0
MERFELD, Andrew	0	1	1	0	0	0	0	0.0	0	1	1	0	0	0	0	0.0
DAVIS, Devin	0	0	0	1	0	1	1	1.0	0	0	0	1	0	1	1	1.0
CANFIELD, Jett	0	0	0	1	0	3	6	0.5	0	6	6	11	0	15	8	1.9

2021 NCAA Division I Men's Basketball Championship

First Round March 20	Second Round March 22	Sweet 16 March 27-28	Elite 8 March 29-30	National Semifinals April 3	National Championship April 5	National Semifinals April 3	Elite 8 March 29-30	Sweet 16 March 27-28	Second Round March 21	First Round March 19

West

- Bankers Life Fieldhouse — 1 Gonzaga (26 - 0) vs 16 Norfolk St./App State — 20-Mar 9:20 p.m. TBS
- Lucas Oil Equality — 8 Oklahoma (15 - 10) vs 9 Missouri (16 - 9) — 20-Mar 7:25 p.m TNT
- Lucas Oil Unity — 5 Creighton (20 - 8) vs 12 UC Santa Barbara (22 - 4) — 20-Mar 3:30 p.m truTV
- Assembly Hall — 4 Virginia (18 - 6) vs 13 Ohio (16 - 7) — 20-Mar 7:15 p.m truTV
- Bankers Life Fieldhouse — 6 Southern California (22 - 7) vs 11 Wichita St./Drake — 20-Mar 4:30 p.m TNT
- Farmers Coliseum — 3 Kansas (20 - 8) vs 14 Eastern Wash. (16 - 7) — 20-Mar 1:15 p.m TBS
- Farmers Coliseum — 7 Oregon (20 - 6) vs 10 VCU (19 - 7) — 20-Mar 9:57 p.m TNT
- Farmers Coliseum — 2 Iowa (21 - 8) vs 15 Grand Canyon (17 - 6) — 20-Mar 6:25 p.m TBS

Sweet 16: Wichita St. (16 - 5) vs Drake (25 - 4) — Mackey / 6:27 p.m.

Elite 8: TBS

National Semifinals: Michigan St. (15 - 12) vs UCLA (17 - 9) — Mackey / 9:57 p.m.

East

- Mackey Arena — 1 Michigan (20 - 4) vs 16 Mount St. Mary's/Texas Southern — 20-Mar 3 p.m CBS
- Assembly Hall — 8 LSU (18 - 9) vs 9 St. Bonaventure (16 - 4) — 20-Mar 1:45 p.m TNT
- Hinkle Fieldhouse — 5 Colorado (22 - 8) vs 12 Georgetown (13 - 12) — 20-Mar 12:15 p.m CBS
- Bankers Life Fieldhouse — 4 Florida St. (16 - 6) vs 13 UNC Greensboro (21 - 8) — 20-Mar 12:45 p.m truTV
- Hinkle Fieldhouse — 6 BYU (20 - 6) vs 11 Michigan St./UCLA — 20-Mar 9:40 p.m CBS
- Lucas Oil Unity — 3 Texas (19 - 7) vs 14 Abilene Christian (23 - 4) — 20-Mar 9:50 p.m truTV
- Mackey Arena — 7 UConn (15 - 7) vs 10 Maryland (16 - 13) — 20-Mar 7:10 p.m CBS
- Hinkle Fieldhouse — 2 Alabama (24 - 6) vs 15 Iona (12 - 5) — 20-Mar 4 p.m TBS

Sweet 16: Mount St. Mary's (12 - 10) vs Texas Southern (16 - 8) — Assembly Hall / 5:10 p.m.

Elite 8: truTV

National Semifinals: Norfolk St. (16 - 7) vs App State (17 - 11) — Assembly Hall / 8:40 p.m.

First Four® March 18

South

- Lucas Oil Unity — 1 Baylor (22 - 2) vs 16 Hartford (15 - 8) — 19-Mar 3:30 p.m. truTV
- Mackey Arena — 8 North Carolina (18 - 10) vs 9 Wisconsin (17 - 12) — 19-Mar 7:10 p.m. CBS
- Farmers Coliseum — 5 Villanova (16 - 6) vs 12 Winthrop (23 - 1) — 19-Mar 9:57 p.m. TNT
- Lucas Oil Equality — 4 Purdue (18 - 9) vs 13 North Texas (17 - 9) — 19-Mar 7:25 p.m. TNT
- Assembly Hall — 6 Texas Tech (17 - 10) vs 11 Utah St. (20 - 8) — 19-Mar 1:45 p.m. TNT
- Bankers Life Fieldhouse — 3 Arkansas (22 - 6) vs 14 Colgate (14 - 1) — 19-Mar 12:45 p.m. truTV
- Hinkle Fieldhouse — 7 Florida (14 - 9) vs 10 Virginia Tech (15 - 6) — 19-Mar 12:15 p.m. CBS
- Mackey Arena — 2 Ohio St. (21 - 9) vs 15 Oral Roberts (16 - 10) — 19-Mar 3 p.m. CBS

Midwest

- Farmers Coliseum — 1 Illinois (23 - 6) vs 16 Drexel (12 - 7) — 19-Mar 1:15 p.m. TBS
- Hinkle Fieldhouse — 8 Loyola Chicago (24 - 4) vs 9 Georgia Tech (17 - 8) — 19-Mar 4 p.m. TBS
- Bankers Life Fieldhouse — 5 Tennessee (18 - 8) vs 12 Oregon St. (17 - 12) — 19-Mar 4:30 p.m. TNT
- Farmers Coliseum — 4 Oklahoma St. (20 - 8) vs 13 Liberty (23 - 5) — 19-Mar 6:25 p.m. TBS
- Hinkle Fieldhouse — 6 San Diego St. (23 - 4) vs 11 Syracuse (16 - 9) — 19-Mar 9:40 p.m. CBS
- Lucas Oil Unity — 3 West Virginia (18 - 9) vs 14 Morehead St. (23 - 7) — 19-Mar 9:50 p.m. truTV
- Bankers Life Fieldhouse — 7 Clemson (16 - 7) vs 10 Rutgers (15 - 11) — 19-Mar 9:20 p.m. TBS
- Assembly Hall — 2 Houston (24 - 3) vs 15 Cleveland St. (19 - 7) — 19-Mar 7:15 p.m. truTV

© 2021 National Collegiate Athletic Association. No commercial use without the NCAA's written permission.
The NCAA opposes all forms of sports wagering.